

[54] SEAT FOR USE WITH A BENCH
[75] Inventor: Victor H. Yates, Shelley, England
[73] Assignee: Sutcliffe Engineering Holdings Limited, West Yorkshire, England

[**] Term: 14 Years

[21] Appl. No.: 239,381

[22] Filed: Mar. 2, 1981

[30] Foreign Application Priority Data
Sep. 11, 1980 [GB] United Kingdom 996529

[51] Int. Cl. D6-06

[52] U.S. Cl. D6/197; D6/36; D6/58

[58] Field of Search D6/26, 32-36, D6/47, 58, 197

[56] References Cited
U.S. PATENT DOCUMENTS

D. 181,730 12/1957 Jones et al. D6/36

D. 233,190 10/1974 Shearin et al. D6/58 X
D. 246,142 10/1977 Heumann D6/58

OTHER PUBLICATIONS

Kittinger brochure, p. Sh-2, Bench No. U827-1-36.


Primary Examiner—Bruce W. Dunkins
Attorney, Agent, or Firm—Kane, Dalsimer, Kane, Sullivan & Kurucz

[57] CLAIM

The ornamental design for a seat for use with a bench, as shown.

DESCRIPTION

FIG. 1 is a top view of the seat for use with a bench showing my new design;
FIG. 2 is an bottom view of the seat;
FIG. 3 is an end elevation of the seat;
FIG. 4 is a side elevation of the seat;
FIG. 5 is a cross-section taken on the line 5—5 of FIG. 2; and
FIG. 6 is a cross-section taken on the line 6—6 of FIG. 2.






FIG. 1.

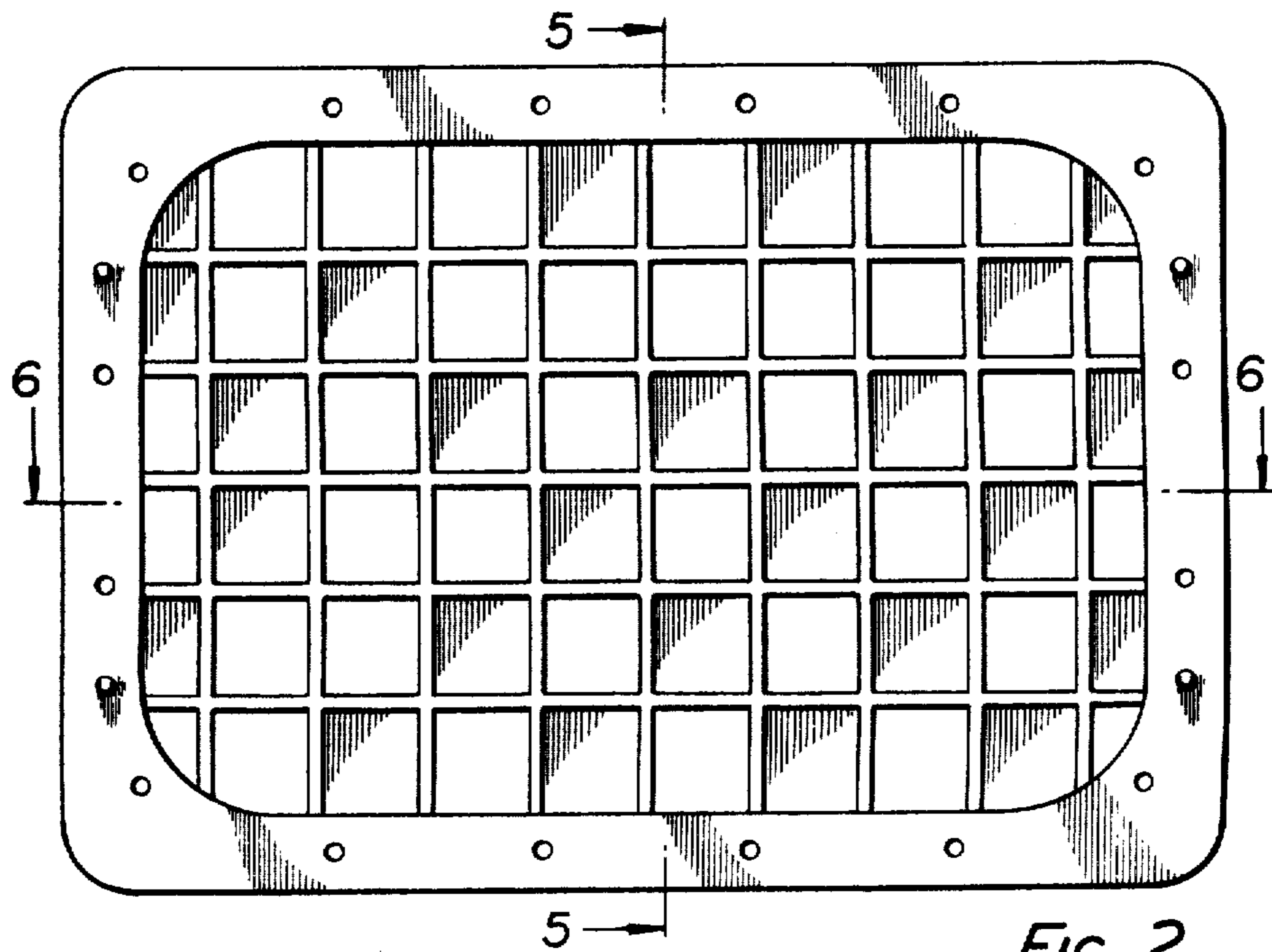


FIG. 2.




FIG. 3.




FIG. 4.




FIG. 5.

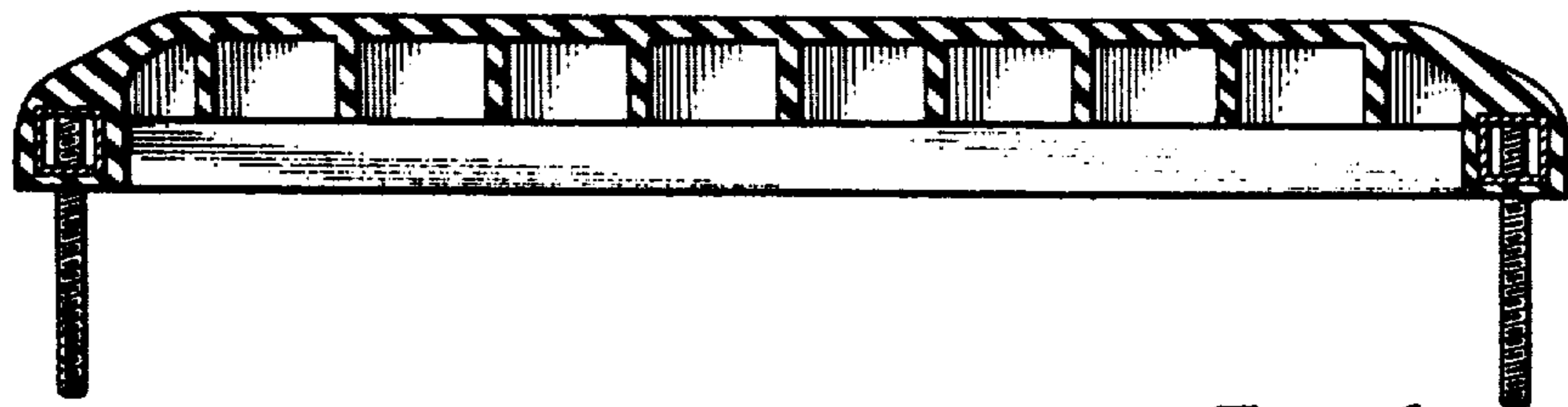


FIG. 6.