

[54] ADJUSTABLE TABLE

[76] Inventor: Virginia DuBrucq, 336 S. Washington, Denver, Colo. 80209

[\*\*] Term: 14 Years

[21] Appl. No.: 238,947

[22] Filed: Feb. 27, 1981

[51] Int. Cl. .... D6-03

[52] U.S. Cl. .... D6/178

[58] Field of Search ..... D6/146-149, D6/175, 176, 177, 178, 179

[56] References Cited

U.S. PATENT DOCUMENTS

- D. 166,620 4/1952 Petrone ..... D6/178
- D. 176,928 2/1956 Puglia ..... D6/178 X
- D. 247,080 1/1978 Robinson ..... D6/177
- D. 249,305 9/1978 Henninger ..... D6/178 X
- D. 258,184 2/1981 Nelson ..... D6/177
- D. 260,705 9/1981 Zamora ..... D6/177 X


Primary Examiner—Bruce W. Dunkins  
Attorney, Agent, or Firm—Jack E. Ebel

[57] CLAIM

The ornamental design for an adjustable table, as shown and described.

DESCRIPTION

FIG. 1 is a perspective view of my design for an adjustable table;  
 FIG. 2 is a perspective view of my design for a table when the table is in an adjustable expanded position;  
 FIG. 3 is a plan view of the adjustable table;  
 FIG. 4 is a plan view of the adjustable table in an adjustable expanded position;  
 FIG. 5 is an end view of the adjustable table;  
 FIG. 6 is an end view of the adjustable table in an adjustable expanded position;  
 FIG. 7 is a side view of the adjustable table; and  
 FIG. 8 is a side view of the table in an adjustable expanded position.






FIG. 1




FIG. 2




FIG. 3




FIG. 4

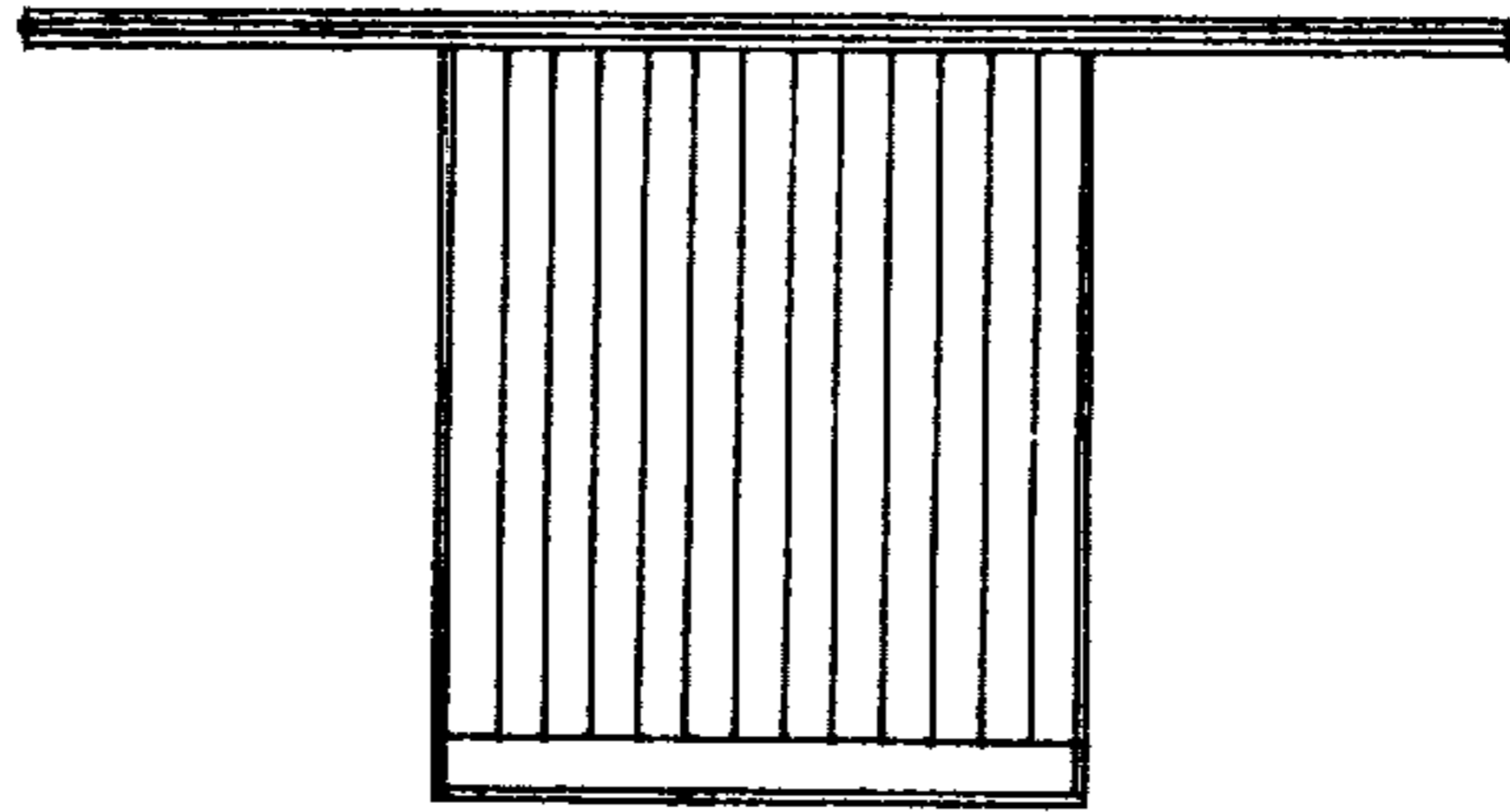


FIG. 5

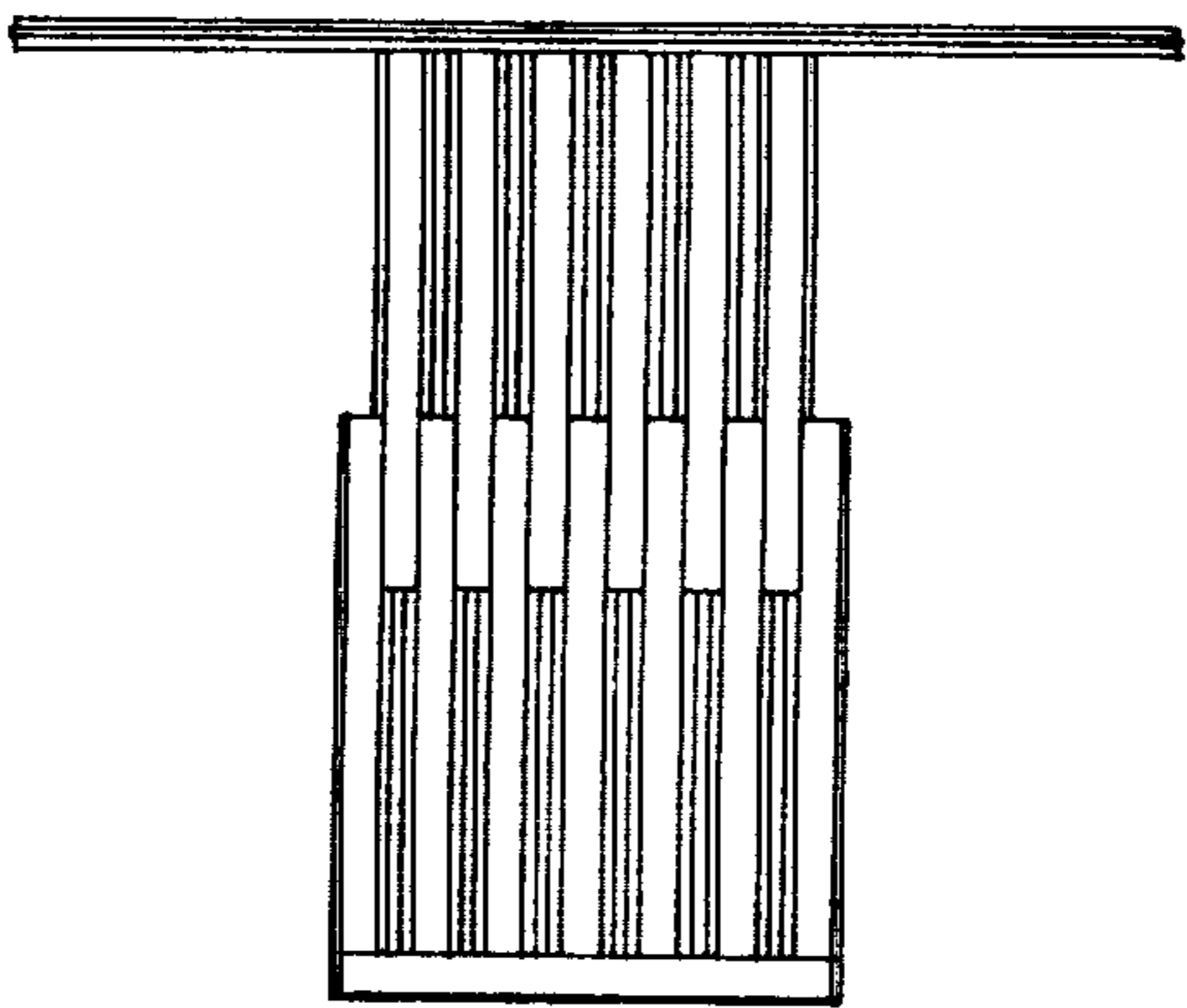


FIG. 6

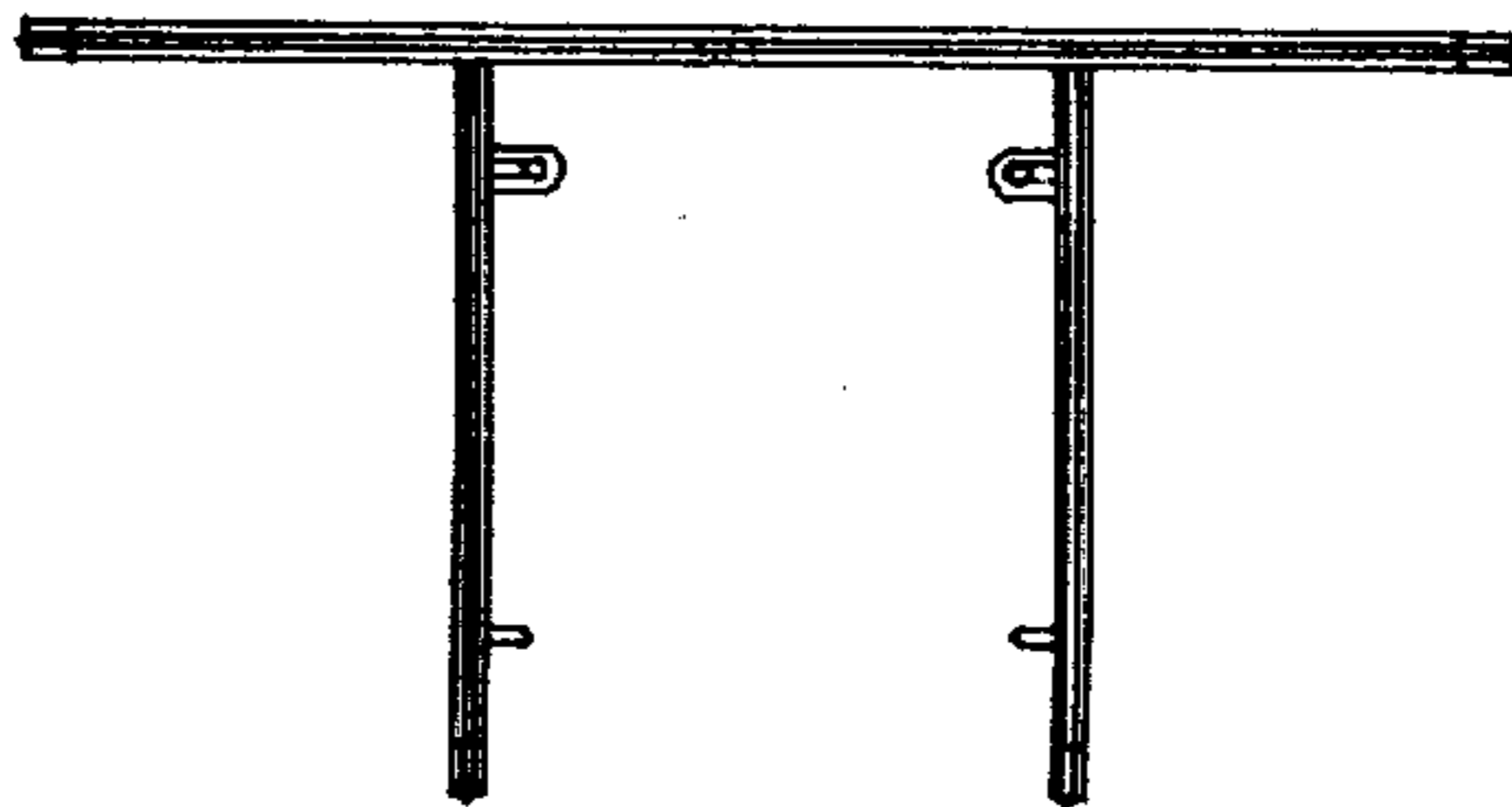


FIG. 7




FIG. 8