

[54] DIRT CUP UNIT FOR A VACUUM CLEANER OR THE LIKE

[75] Inventor: Richard A. Wareham, North Canton, Ohio

[73] Assignee: The Hoover Company, North Canton, Ohio

[\*\*] Term: 14 Years

[21] Appl. No.: 195,231

[22] Filed: Oct. 8, 1980

[51] Int. Cl. .... D15-05

[52] U.S. Cl. .... D32/31

[58] Field of Search .... D32/1-34; 15/350, 351

[56] References Cited

U.S. PATENT DOCUMENTS

D. 178,774	9/1956	Heavner	.....	D32/22
D. 185,788	8/1959	Shalroy et al.	.....	D32/22
D. 211,282	6/1968	Schaefer et al.	.....	D32/22
2,145,723	1/1939	Holm-Hanson	.....	242/85.1

2,291,770	8/1942	Smellio	.....	55/276
2,649,608	8/1953	Kaufman	.....	15/351
3,031,710	5/1962	Huening, Jr.	.....	15/350 X
3,199,138	8/1965	Nordeen	.....	15/350
3,218,783	11/1965	Ripplo	.....	15/350 X
3,344,460	10/1967	Nordeen	.....	15/351
3,491,519	1/1970	Ettridge	.....	15/350 X

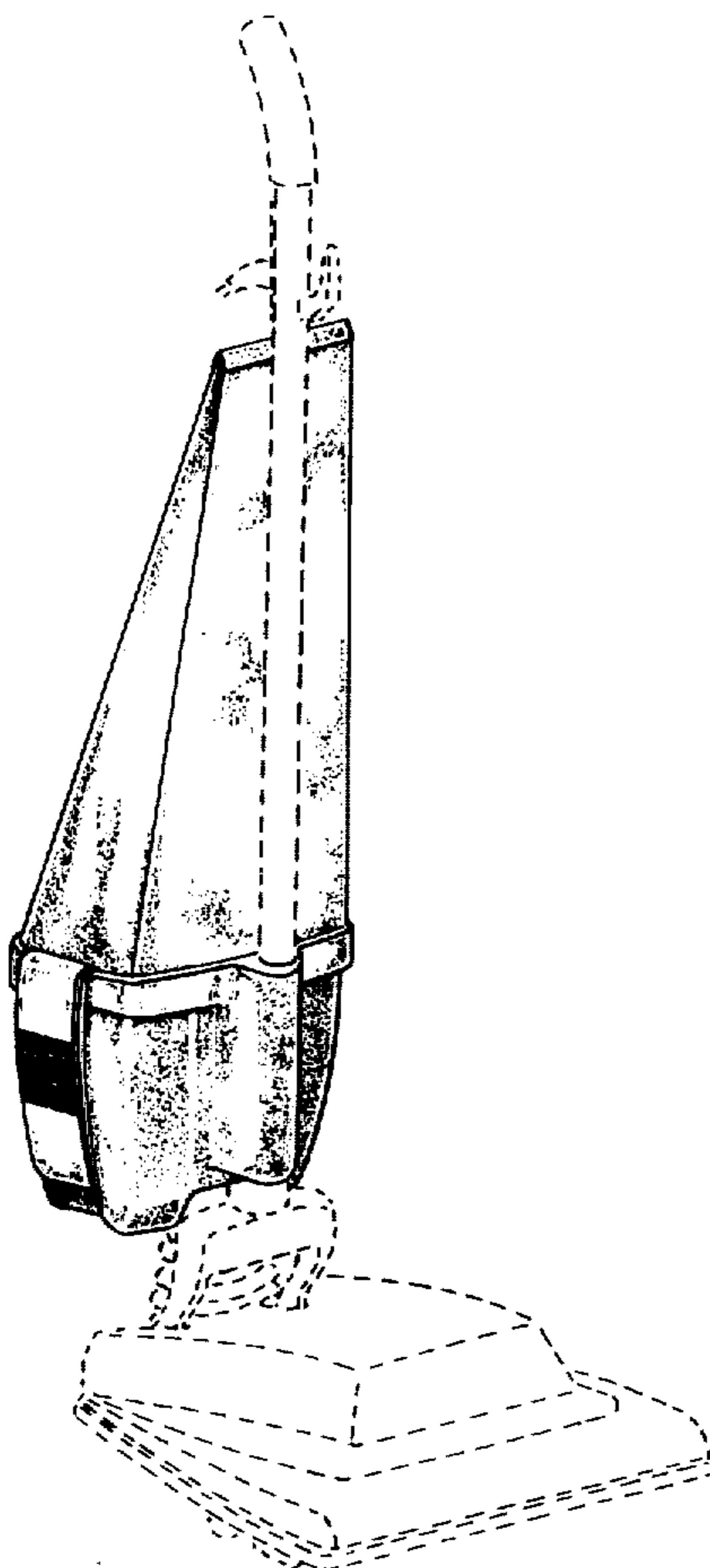
Primary Examiner—James R. Largen  
Attorney, Agent, or Firm—Gerald H. Kreske;  
Richardson B. Farley

[57] CLAIM

The ornamental design for a dirt cup unit for a vacuum cleaner or the like, as shown and described.

DESCRIPTION

FIG. 1 is a left front perspective view of a dirt cup unit for a vacuum cleaner or the like showing my new design;  
FIG. 2 is a right side elevational view thereof;  
FIG. 3 is a rear elevational view thereof;  
FIG. 4 is a top plan view thereof; and  
FIG. 5 is a bottom plan view thereof.  
The broken line representation of a vacuum cleaner in FIGS. 1 and 2 is for purposes of illustration only.



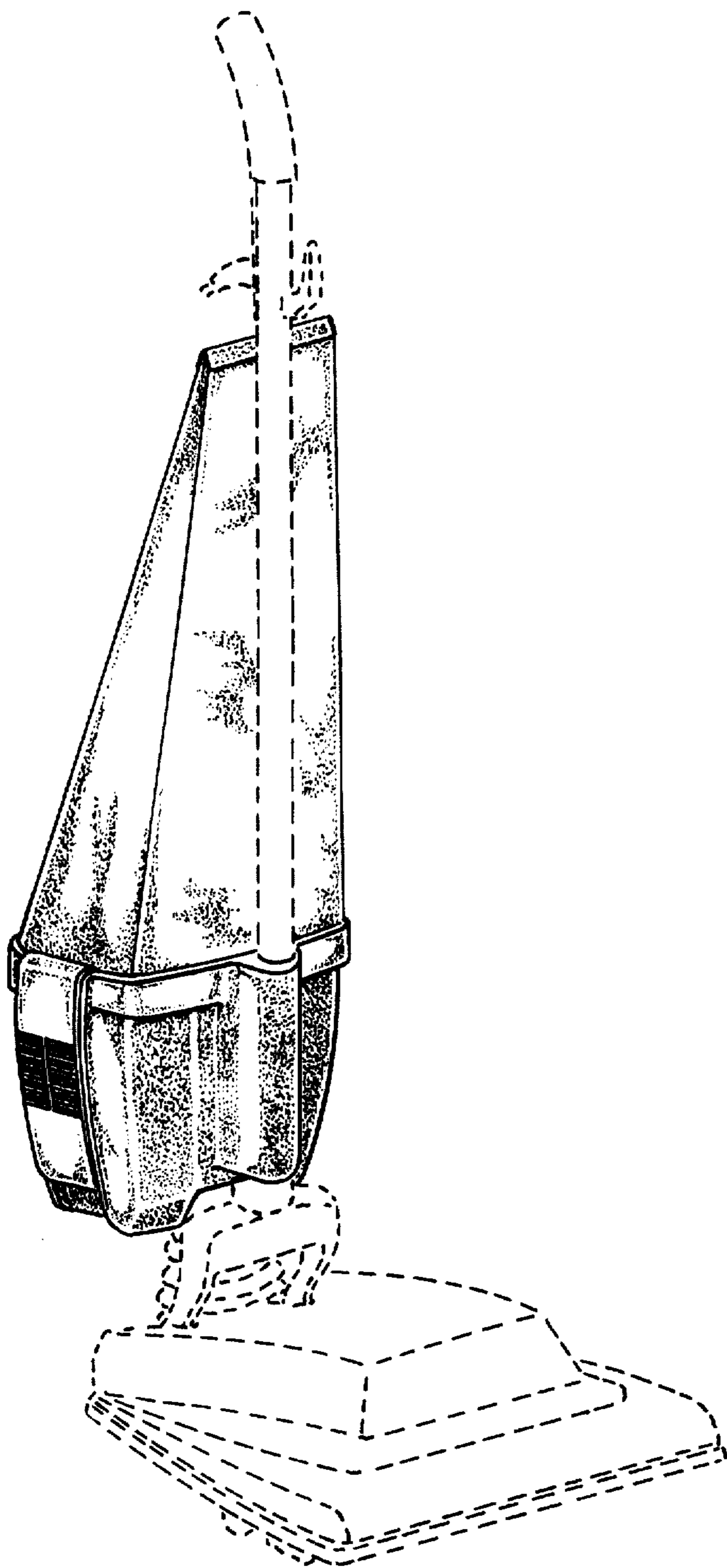


FIG. 1

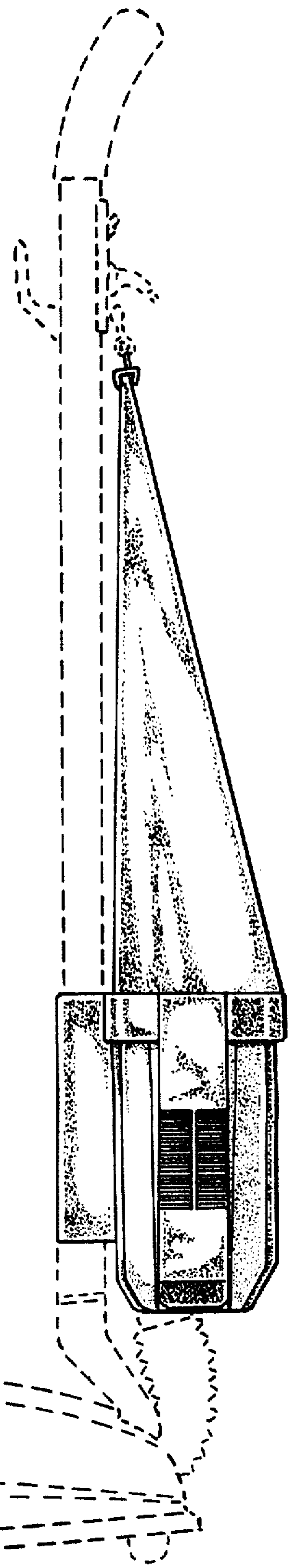


FIG. 2




FIG. 3

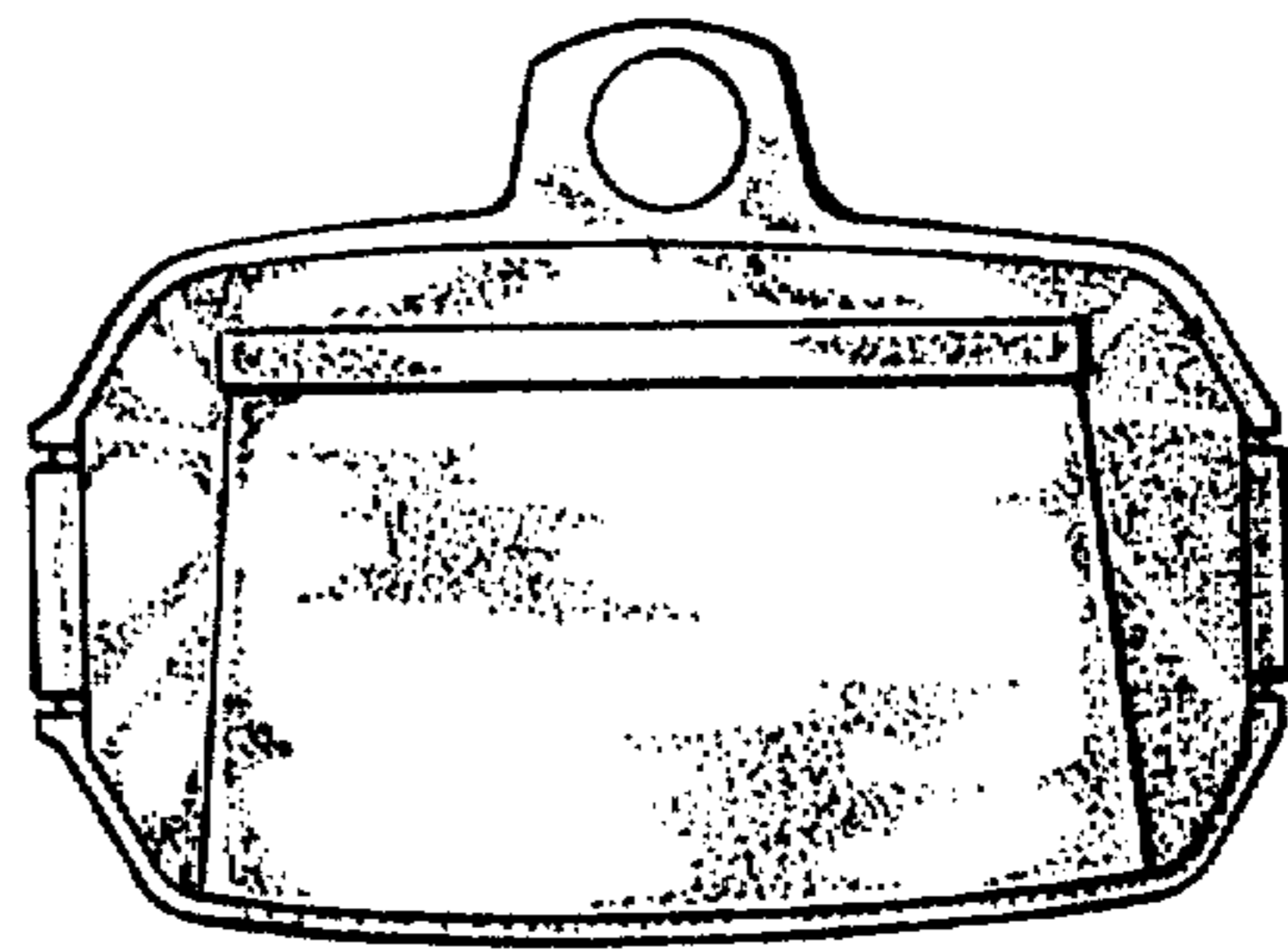


FIG. 4

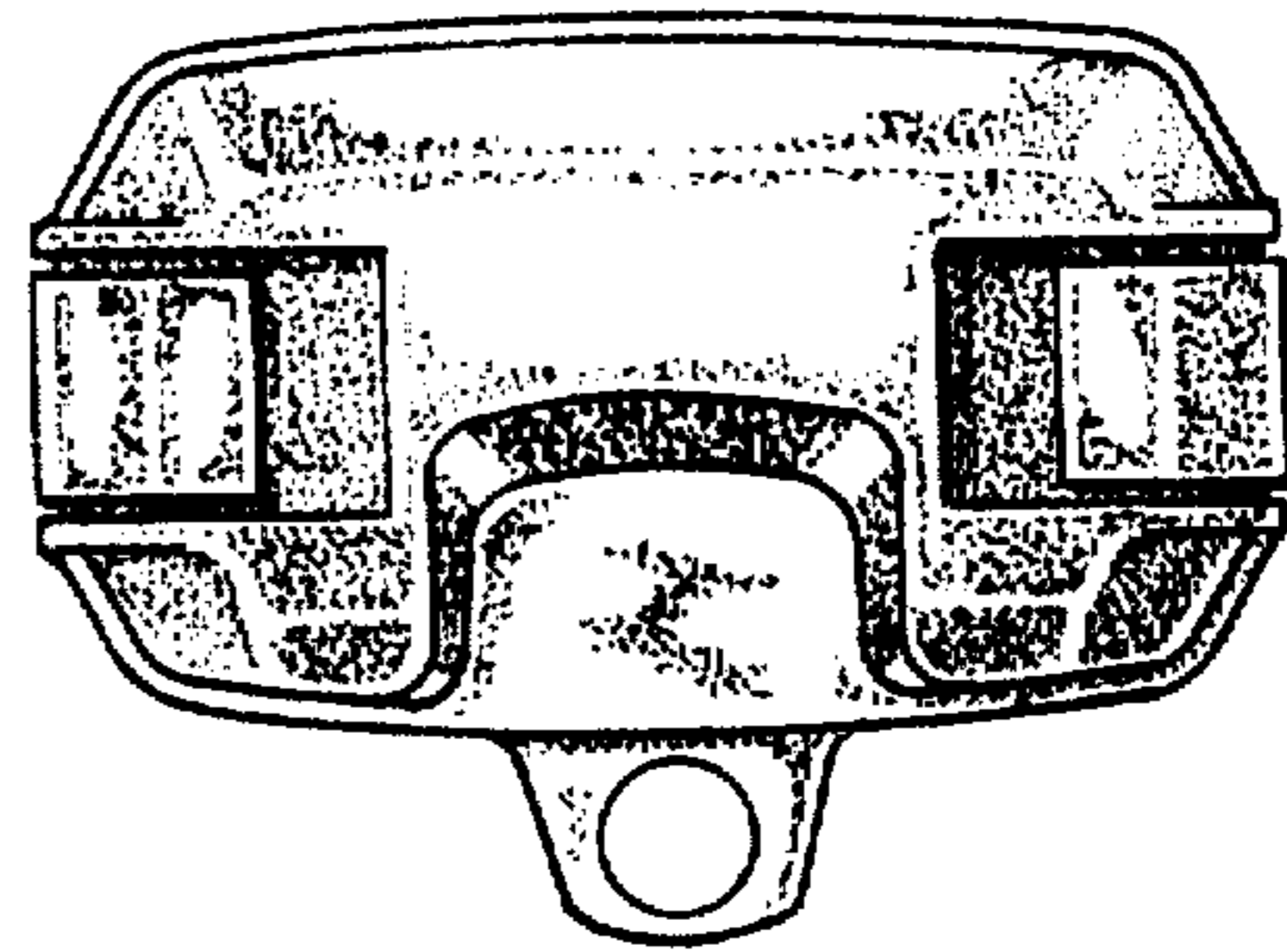


FIG. 5