

[54] **COMPACT**

[76] **Inventor:** Leroy Washington, Jr., 1793
 Regency Dr., Sierra Vista, Ariz.
 85635

[**] **Term:** 14 Years

[21] **Appl. No.:** 283,074

[22] **Filed:** Jul. 13, 1981

[51] **Int. Cl.** D28—03

[52] **U.S. Cl.** D28/82; D4/18;
 D28/77

[58] **Field of Search** D28/73, 76-78,
 D28/81-84; D9/420, 423, 337, 338, 341, 390;
 D4/13, 17-20, 24; 206/235, 385, 581, 823;
 401/118, 125, 129, 130, 195, 196, 198, 202, 261,
 262, 266, DIG. 1; 132/79 R, 79 D, 79 F, 79 G,
 82 R, 82 G, 83 R, 83 H, 84 R, 84 B-84 D

[56]

References Cited

U.S. PATENT DOCUMENTS

D. 137,884	5/1944	Yellin	D28/82
D. 235,280	6/1975	Glass	D28/76
D. 246,489	11/1977	Cunningham	D4/18
3,446,215	5/1969	Howe	D28/76

Primary Examiner—Louis S. Zarfes
Attorney, Agent, or Firm—John F. McClellan, Sr.

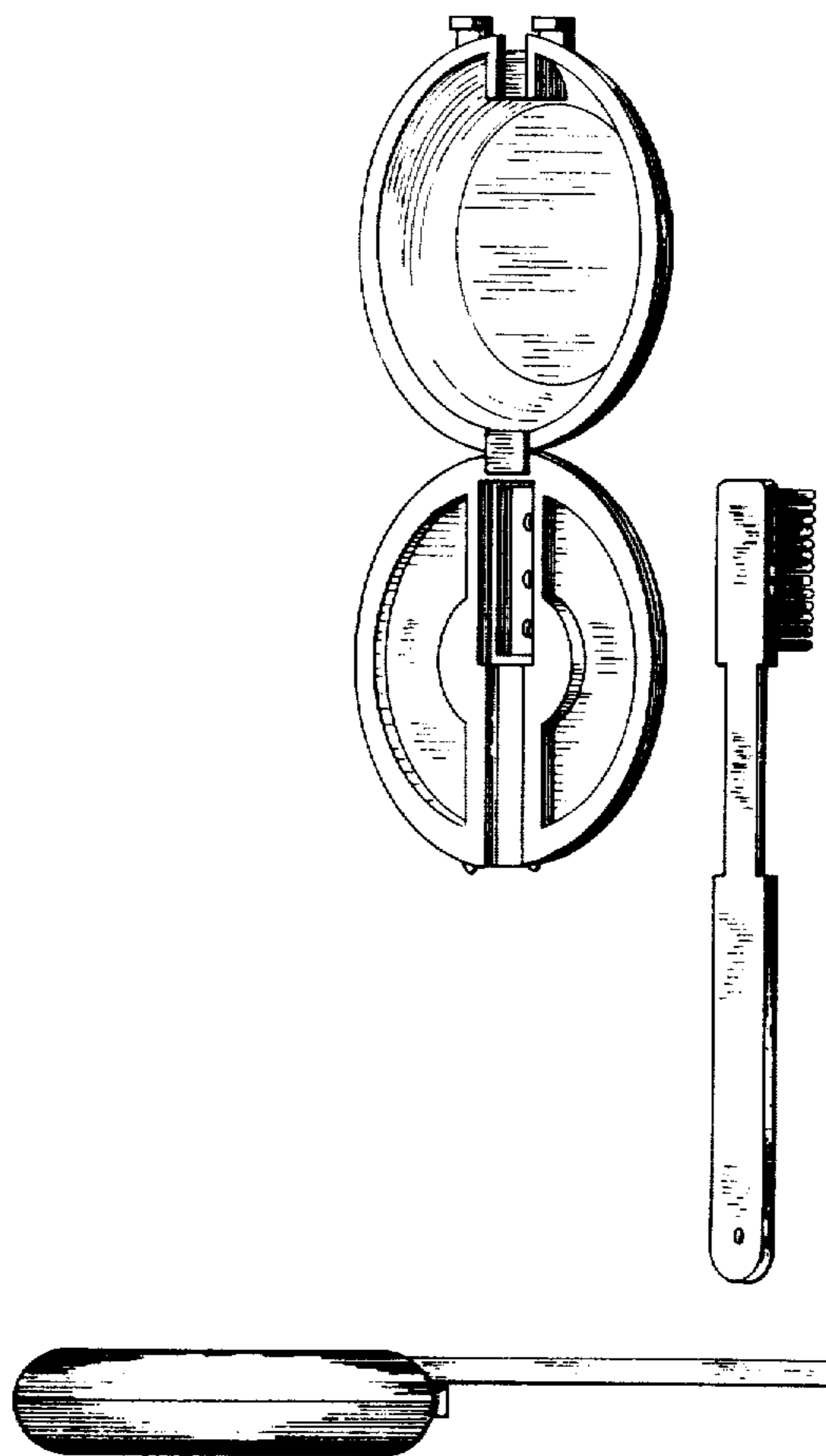
[57]

CLAIM

The ornamental design for a compact, substantially as shown and described.

DESCRIPTION

FIG. 1 is a plan view of a compact showing my new design in open configuration;
 FIG. 2 is a perspective view thereof with a brush portion thereof removed for exposition;
 FIG. 3 is a perspective view of the brush portion removed from FIG. 2;
 FIG. 4 is a side elevational view; the top and bottom faces are featureless circular planes except for the three holes through the top.



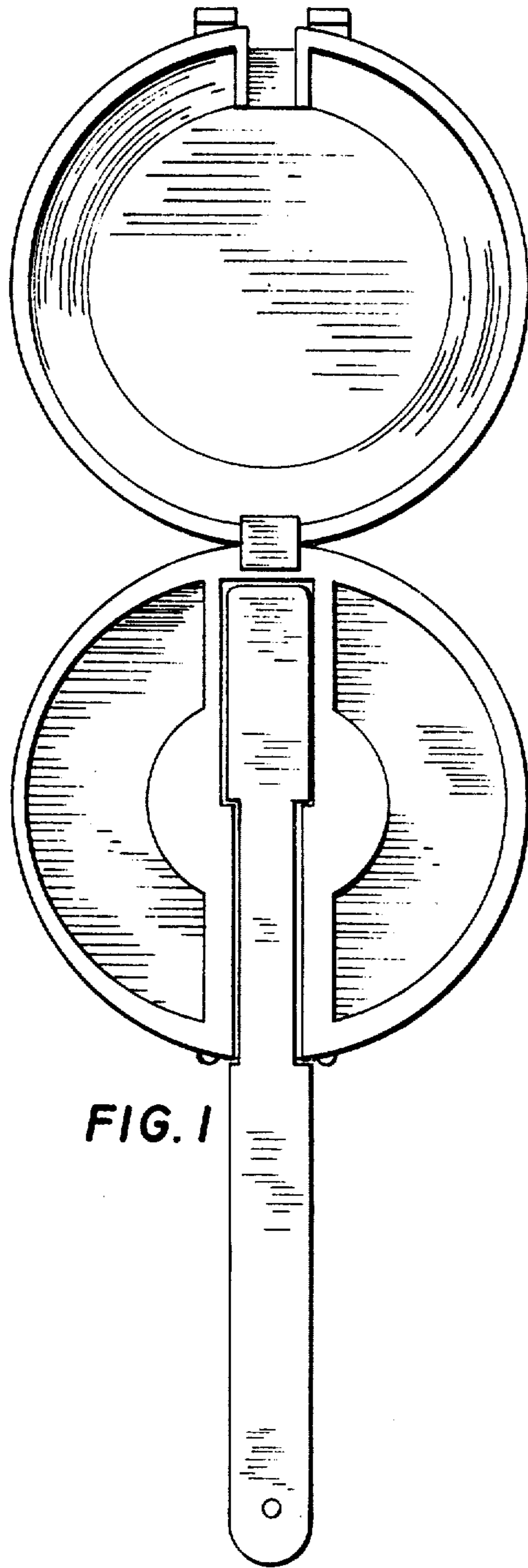


FIG. 1

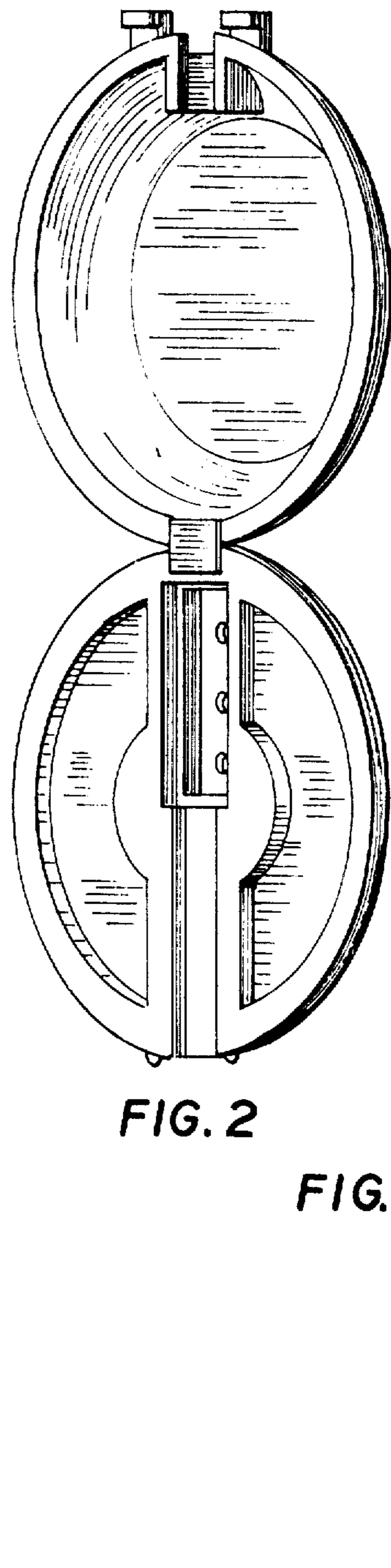


FIG. 2

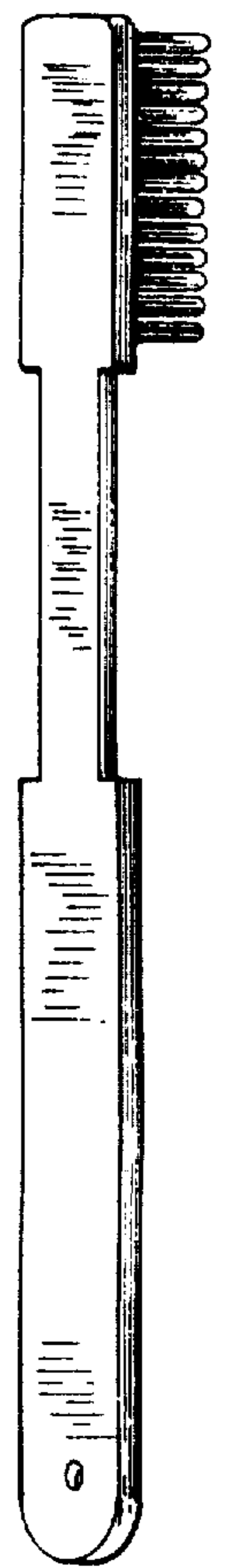


FIG. 3

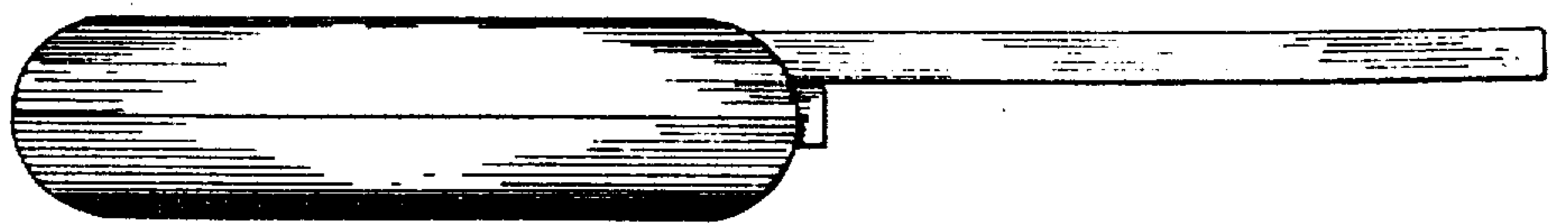


FIG. 4