

[54] FOOD MOLD

[75] Inventor: David W. Miller, Salem, Mass.

[73] Assignee: Benjamin & Medwin, Inc., New York, N.Y.

[\*\*] Term: 14 Years

[21] Appl. No.: 249,870

[22] Filed: Apr. 1, 1981

[51] Int. Cl. .... D07-02

[52] U.S. Cl. .... D7/44; D1/16; D7/25; D9/317; D11/137

[58] Field of Search ..... D7/5, 25, 43, 44; D1/15, 16; D11/137, 132, 134, 157; D9/307, 310, 317, 331

[56] References Cited

U.S. PATENT DOCUMENTS

- D. 33,610 11/1900 Freihofer ..... D1/16
- D. 88,076 10/1932 Fuerst ..... D9/311
- D. 173,587 11/1954 Peters ..... D1/19
- D. 195,699 7/1963 Bostrom ..... D7/43 X
- D. 235,404 6/1975 Swett et al. .... D7/43

OTHER PUBLICATIONS

Thomas Mills & Brother, Excerpts from 1924 Cat. of

Confectioner's Tools, p. 185, Patterns of Toys, Bird with Spread Wings, 3rd down on left.

Folk Art of Rural Penn. ©1946, Frances Lichten, p. 120, Patriotic Motifs, Buttermolds, Bird at top left and Bird at bottom right.



Primary Examiner—Winifred E. Herrmann  
Attorney, Agent, or Firm—Joseph R. Slotnik

[57] CLAIM

The ornamental design for a food mold, as shown and described.

DESCRIPTION

FIG. 1 is a top plan view of a food mold showing my new design;  
 FIG. 2 is a plan view of the reverse side of FIG. 1;  
 FIG. 3 is an end view of FIG. 1 as seen from the top thereof;  
 FIG. 4 is an end view of FIG. 1 as seen from the bottom thereof;  
 FIG. 5 is a side view of FIG. 1 as seen from the right side of FIG. 1; and  
 FIG. 6 is a side view of FIG. 1 as seen from the left side of FIG. 1.




*Fig. 1*




*Fig. 2*



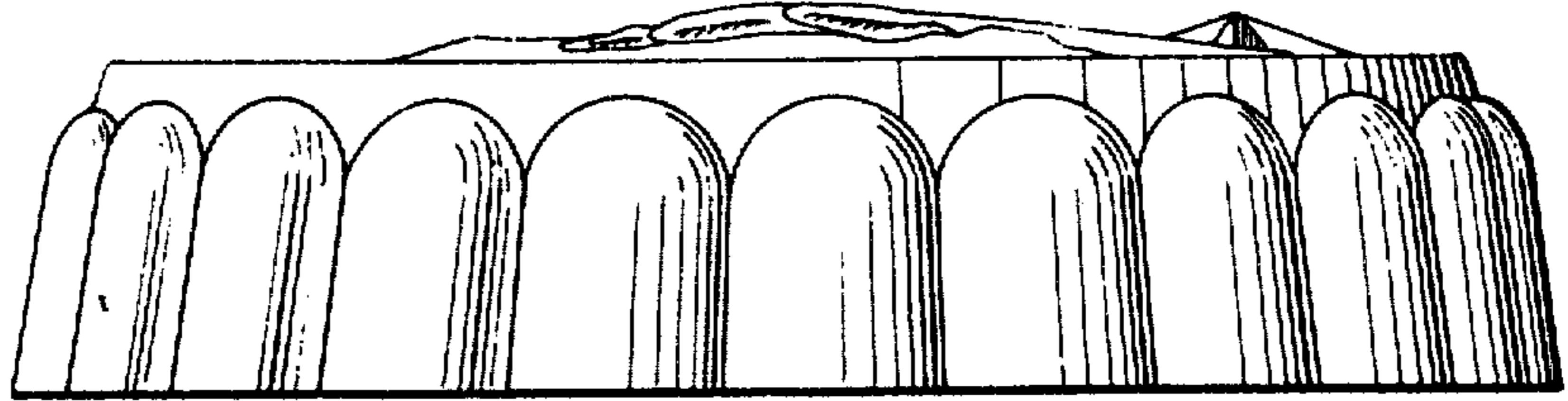
*FIG. 3*



*FIG. 4*



*FIG. 5*



*FIG. 6*

