

[54] COMPACT FLUORESCENT LAMP OR SIMILAR ARTICLE FOR A LIGHTING UNIT

[75] Inventor: Robert G. Young, Nutley, N.J.

[73] Assignee: North American Philips Electric Corp., New York, N.Y.

[\*\*] Term: 14 Years

[21] Appl. No.: 97,280

[22] Filed: Nov. 26, 1979

[51] Int. Cl. .... D26-04

[52] U.S. Cl. .... D26/3

[58] Field of Search ..... 313/204, 220, 221, 222, 313/315, 316, 317, 318, 493; D26/2, 3; 362/216, 217, 222, 223, 224, 225

[56] References Cited

U.S. PATENT DOCUMENTS

1,898,615 2/1933 Byrnes ..... 313/204 X

2,001,511 5/1935 Uyterhoeven et al. .... 313/204 X  
2,170,338 8/1939 Plummer et al. .... 313/204 X  
2,173,234 9/1939 Linder ..... 313/204 X  
2,200,940 5/1940 Uyterhoeven et al. .... 313/204 X

FOREIGN PATENT DOCUMENTS

51-437860 9/1976 Japan ..... 313/220  
1514281 6/1978 United Kingdom ..... 313/220

Primary Examiner—Susan J. Lucas

[57] CLAIM

The ornamental design for a compact fluorescent lamp or similar article for a lighting unit, as shown and described.


DESCRIPTION

FIG. 1 is a perspective view of a compact fluorescent lamp or similar article for a lighting unit embodying my new design;

FIG. 2 is a back elevational view thereof;

FIG. 3 is a side elevational view thereof; and

FIG. 4 is a top plan view thereof.






FIG. 1




FIG. 2

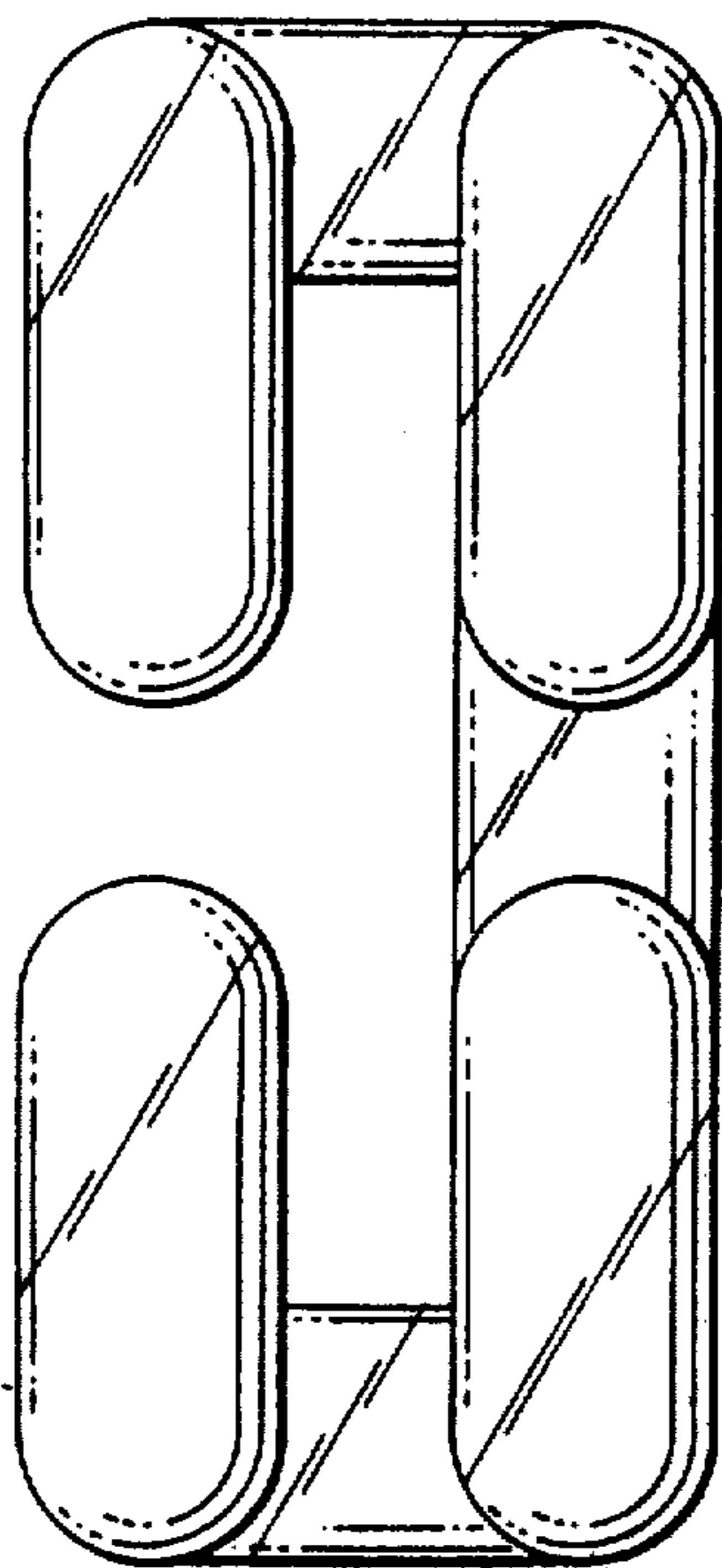


FIG. 4

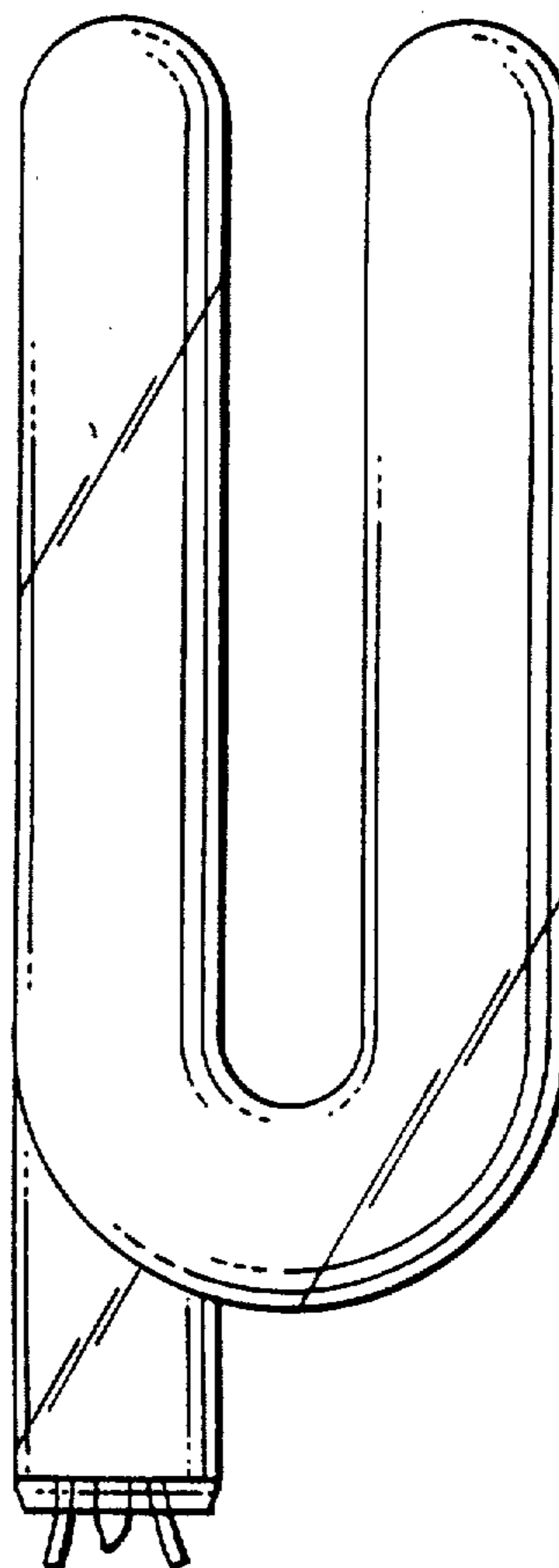


FIG. 3