

[54] **SCAFFOLD ANCHORAGE SOCKET**

[75] **Inventor:** Allan N. Black, New South Wales, Australia

[73] **Assignee:** Guest Keen & Nettlefolds (Aust) Limited, Melbourne, Australia

[**] **Term:** 14 Years

[21] **Appl. No.:** 294,454

[22] **Filed:** Aug. 20, 1981

[30] **Foreign Application Priority Data**

Mar. 7, 1981 [GB] United Kingdom 999280

[51] **Int. Cl.** D25—99

[52] **U.S. Cl.** D25/68; D8/354

[58] **Field of Search** 403/49, 205, 403, 295; 211/182; 248/165, 235, 248; 182/179, 108, 107, 178; D25/68, 66; D8/354, 382

[56] **References Cited**

U.S. PATENT DOCUMENTS

2,881,028 4/1959 Baird D25/68 X
3,929,208 12/1975 Hendrich 182/108

Primary Examiner—A. Hugo Word
Attorney, Agent, or Firm—Merriam, Marshall & Bicknell

[57] **CLAIM**

The ornamental design for a scaffold anchorage socket, as shown.

DESCRIPTION

FIG. 1 is an isometric view of my new design of a scaffold anchorage socket;
FIG. 2 is a top view of the scaffold anchorage socket of FIG. 1;
FIG. 3 is a bottom view of the scaffold anchorage socket of FIG. 1;
FIG. 4 is an elevational view from the left side of the scaffold anchorage socket of FIG. 1;
FIG. 5 is a front elevational view of the scaffold anchorage socket of FIG. 1; and
FIG. 6 is a rear elevational view of the scaffold anchorage socket of FIG. 1.

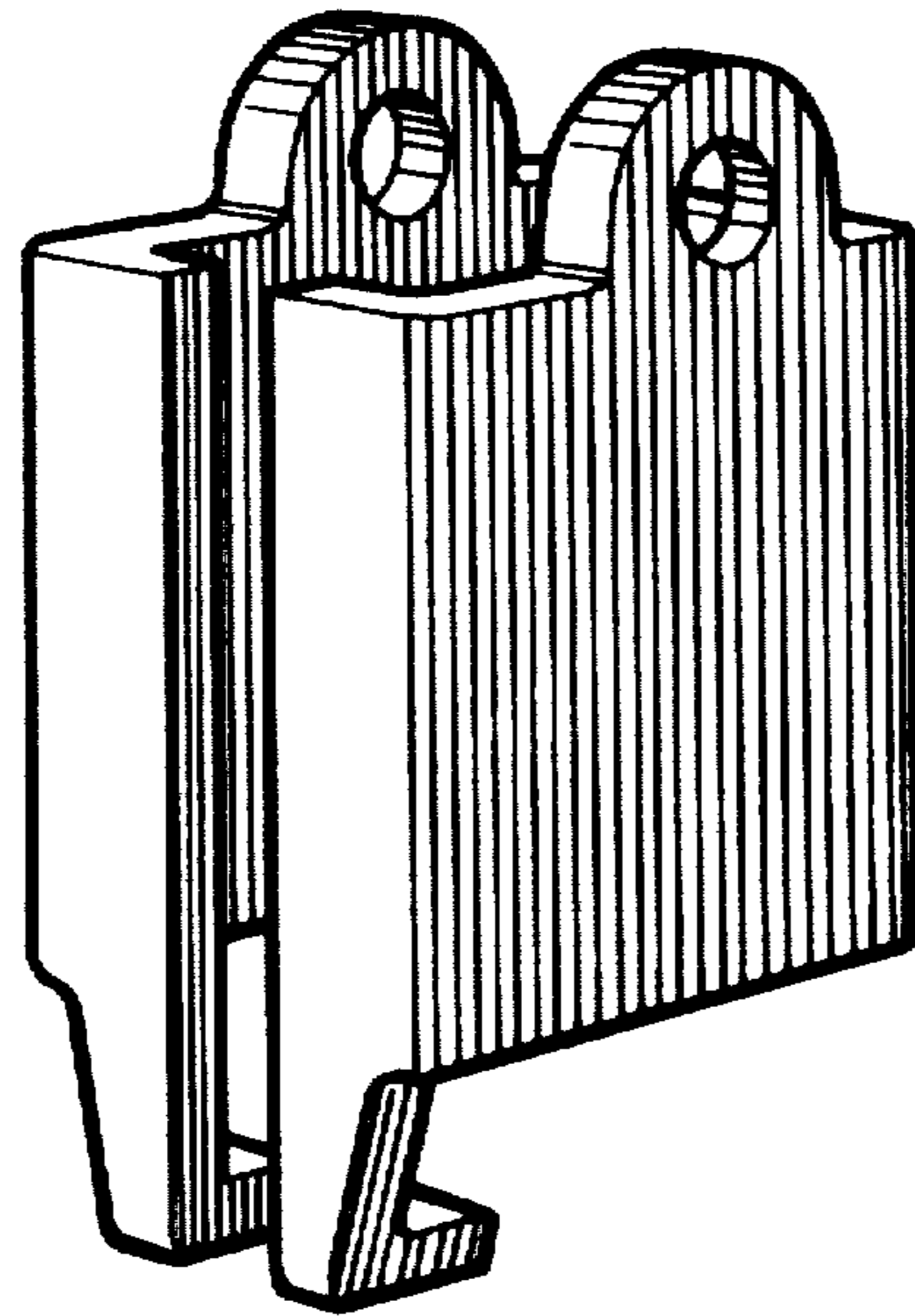


FIG. 1.

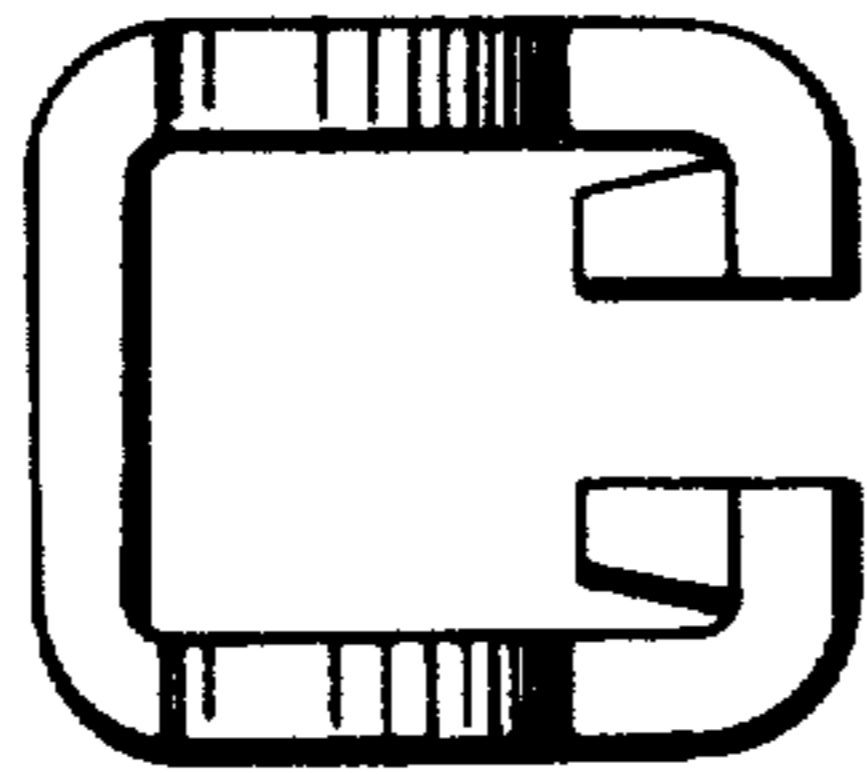
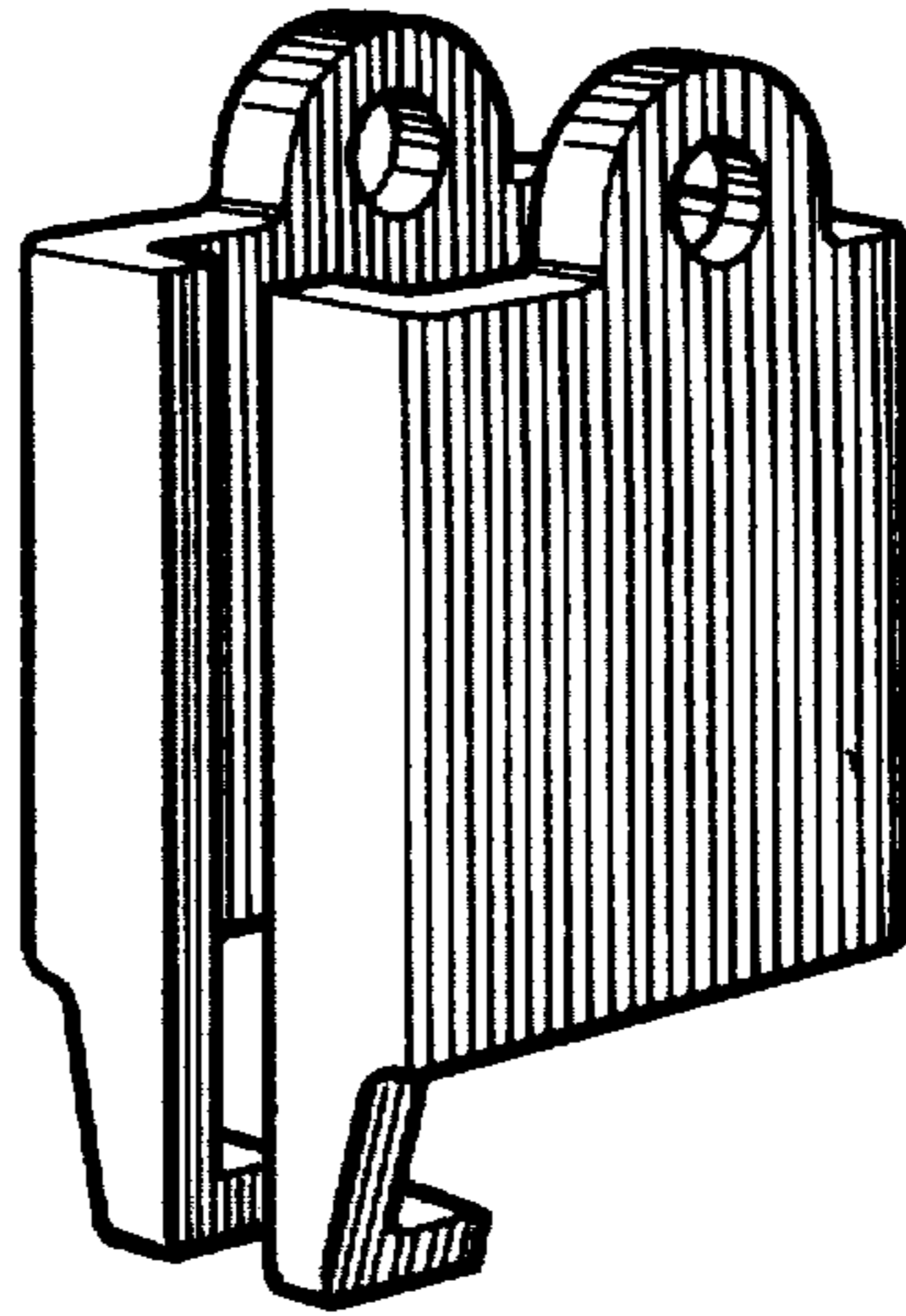


FIG. 2.

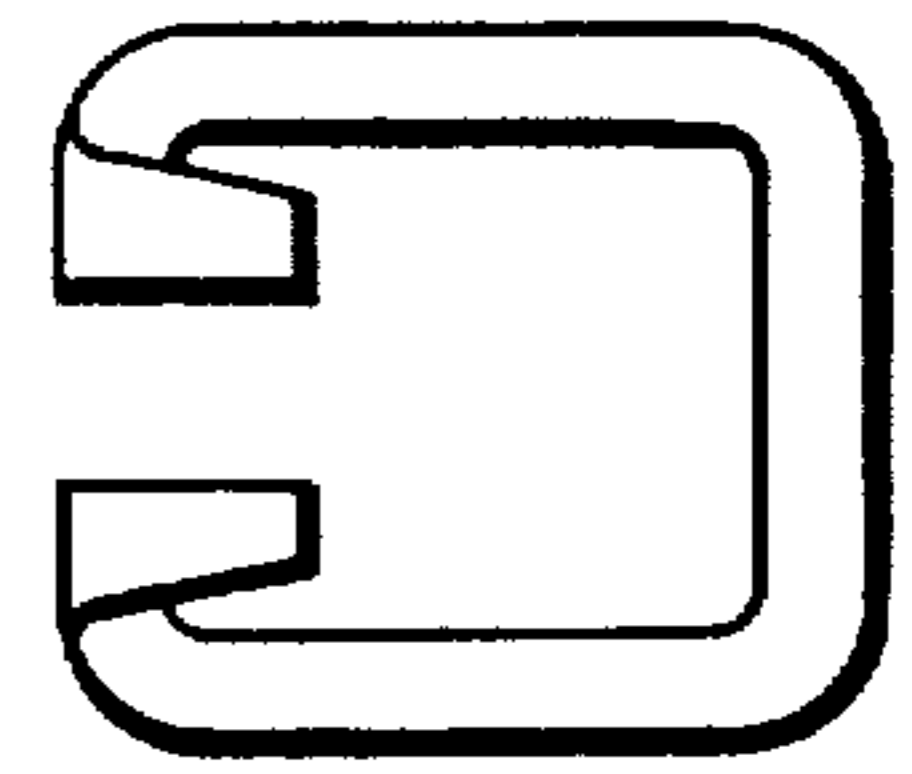


FIG. 3.




FIG. 4.




FIG. 5.




FIG. 6.