

[54] WRISTWATCH

[75] Inventor: Fumiko Fukuoka, Tokyo, Japan

[73] Assignee: Kabushiki Kaisha Daini Seikosha, Tokyo, Japan

[\*\*] Term: 14 Years

[21] Appl. No.: 292,829

[22] Filed: Aug. 14, 1981

[30] Foreign Application Priority Data

Feb. 25, 1981 [JP] Japan ..... 56-7357

[51] Int. Cl. .... D10-02

[52] U.S. Cl. .... D10/39

[58] Field of Search ..... D10/30-32, D10/38, 39; 368/82-84, 239-240, 276-277, 285

[56] References Cited

U.S. PATENT DOCUMENTS

- D. 256,677 9/1980 Muramatsu ..... D10/39
- D. 261,113 10/1981 Fukumura ..... D10/39

- D. 261,733 11/1981 Iida ..... D10/39
- D. 263,378 3/1982 Fukumura ..... D10/39
- D. 265,799 8/1982 Suzuki ..... D10/39
- D. 266,491 10/1982 Abe ..... D10/39

OTHER PUBLICATIONS

*Jeweler's Circular-Keystone-8/79-p. 34-Watch at upper-left.*

*Primary Examiner—Nelson C. Holtje*

[57] CLAIM

The ornamental design for a wristwatch, substantially as shown and described.

DESCRIPTION

- FIG. 1 is a front elevational view of a wristwatch showing my new design;
- FIG. 2 is a rear elevational view thereof;
- FIG. 3 is a top plan view thereof;
- FIG. 4 is a bottom plan view thereof;
- FIG. 5 is a right side elevational view thereof;
- FIG. 6 is a left side elevational view thereof;
- FIG. 7 is a right front perspective view thereof.




FIG. 3




FIG. 1




FIG. 5

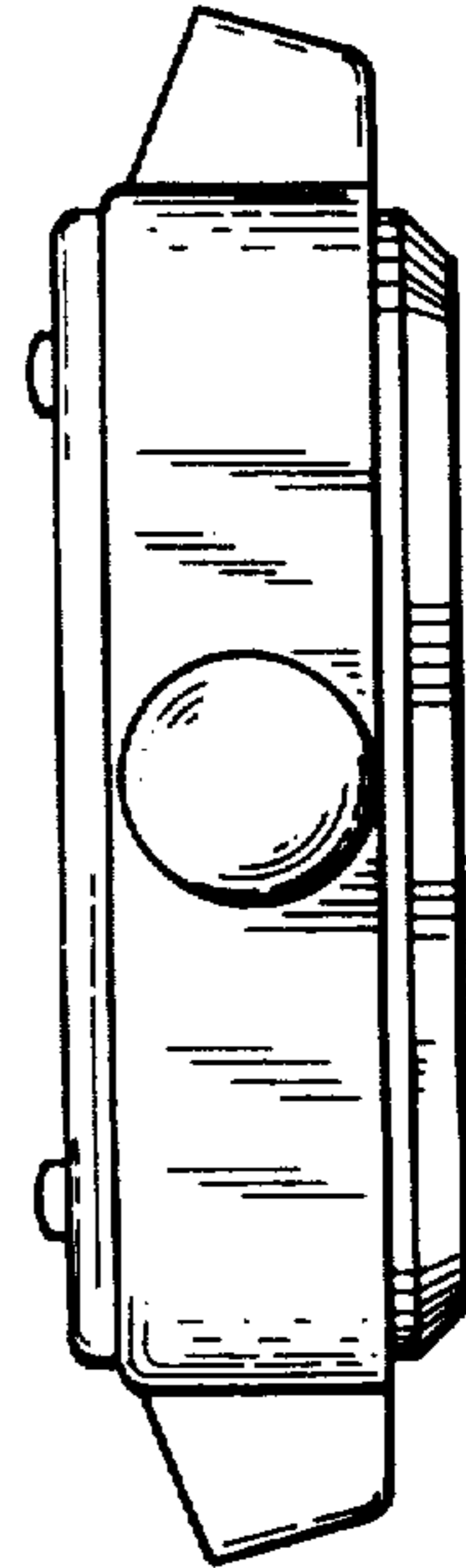


FIG. 6

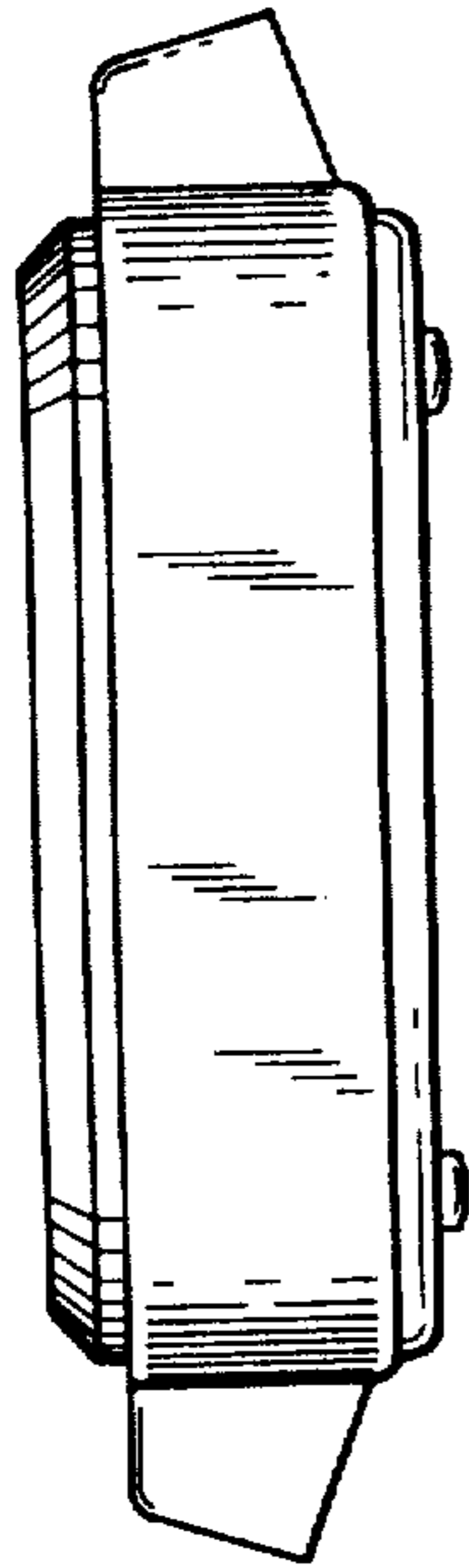


FIG. 2

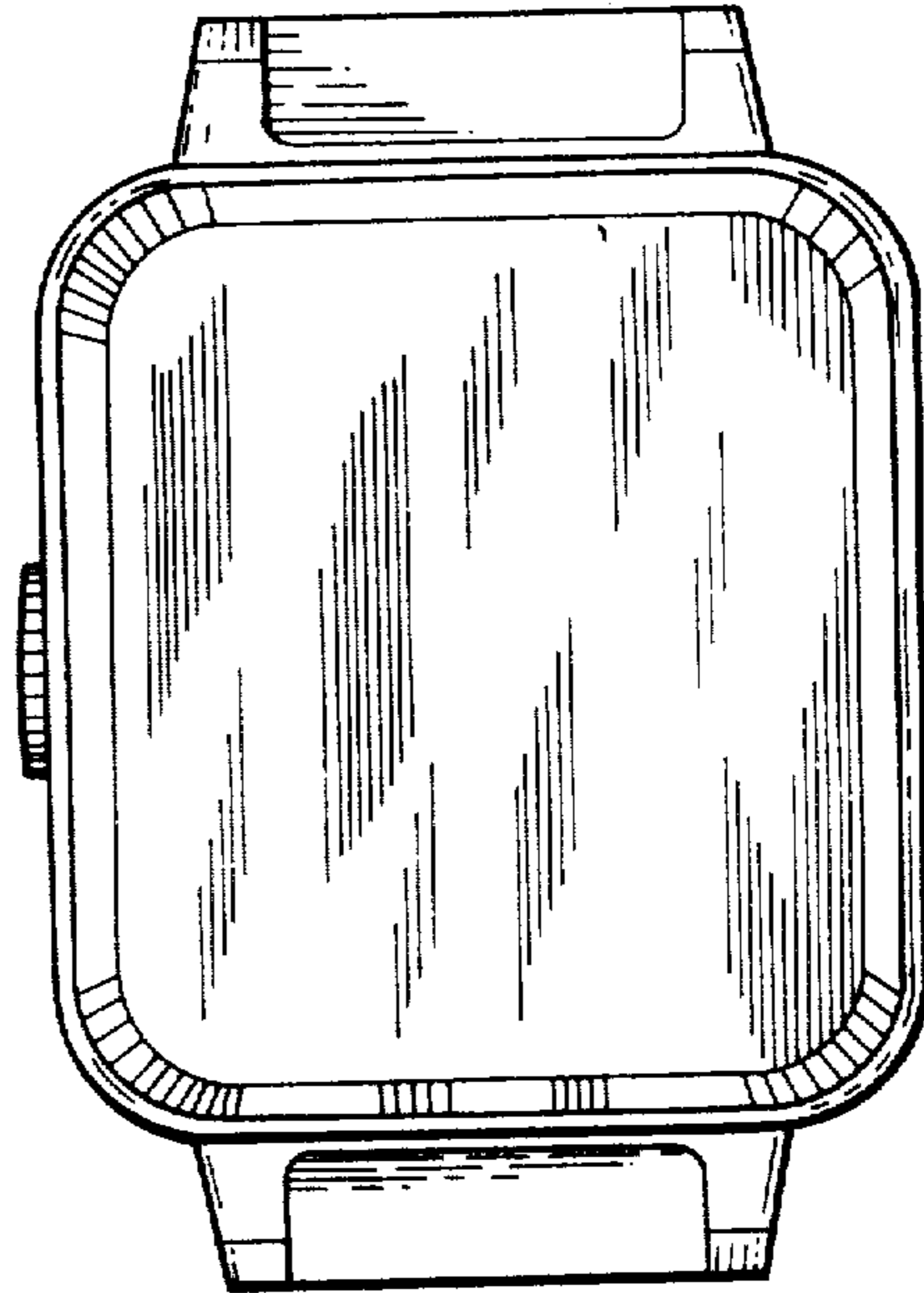


FIG. 4




FIG. 7

