

- [54] HEATED STYLING BRUSH
- [75] Inventors: **Ronald L. Muller**, Old Saybrook;  
**William J. Rakocy**, Madison, both of  
Conn.
- [73] Assignee: **North American Philips Corporation**,  
New York, N.Y.
- [\*\*] Term: **14 Years**
- [21] Appl. No.: **250,971**
- [22] Filed: **Apr. 1, 1981**
- [51] Int. Cl. .... **D28—03; D04—02**
- [52] U.S. Cl. .... **D28/13; D4/35;**  
**D28/25; D28/29**
- [58] Field of Search ..... **D28/10-19,**  
**D28/21-25, 30-35, 28, 29; D4/13, 14, 19, 35;**  
**34/96-101; 219/222; 132/7, 9, 11 R, 11 A, 126,**  
**129, 130, 136, 139, 148, 150, 152, 154**

[56] **References Cited**  
**U.S. PATENT DOCUMENTS**

- D. 258,239 2/1981 Zwiren ..... D4/35
- 2,795,807 6/1957 Salvy ..... D4/13 X

- 4,217,915 8/1980 Gress et al. .... 132/9
- 4,292,986 10/1981 Ergaver et al. .... D28/29 X

**OTHER PUBLICATIONS**

*HFD-Retailing Home Furnishings*, 1/15/79, Section 2, p. 17-Curling Wand at top left.

*Primary Examiner*—Louis S. Zarfaz  
*Attorney, Agent, or Firm*—Jack Oisher; William J. Streeter; Rolf E. Schneider

[57] **CLAIM**

The ornamental design for a heated styling brush, as shown and described.

**DESCRIPTION**

FIG. 1 is a top plan view of a heated styling brush showing our new design;  
 FIG. 2 is a bottom plan view thereof;  
 FIG. 3 is an enlarged detail view of a left-hand fragmentary portion of FIG. 2;  
 FIG. 4 is a front elevational view thereof, the rear elevational view being a mirror image;  
 FIG. 5 is a left-side elevational view thereof; and  
 FIG. 6 is a right-side elevational view thereof.

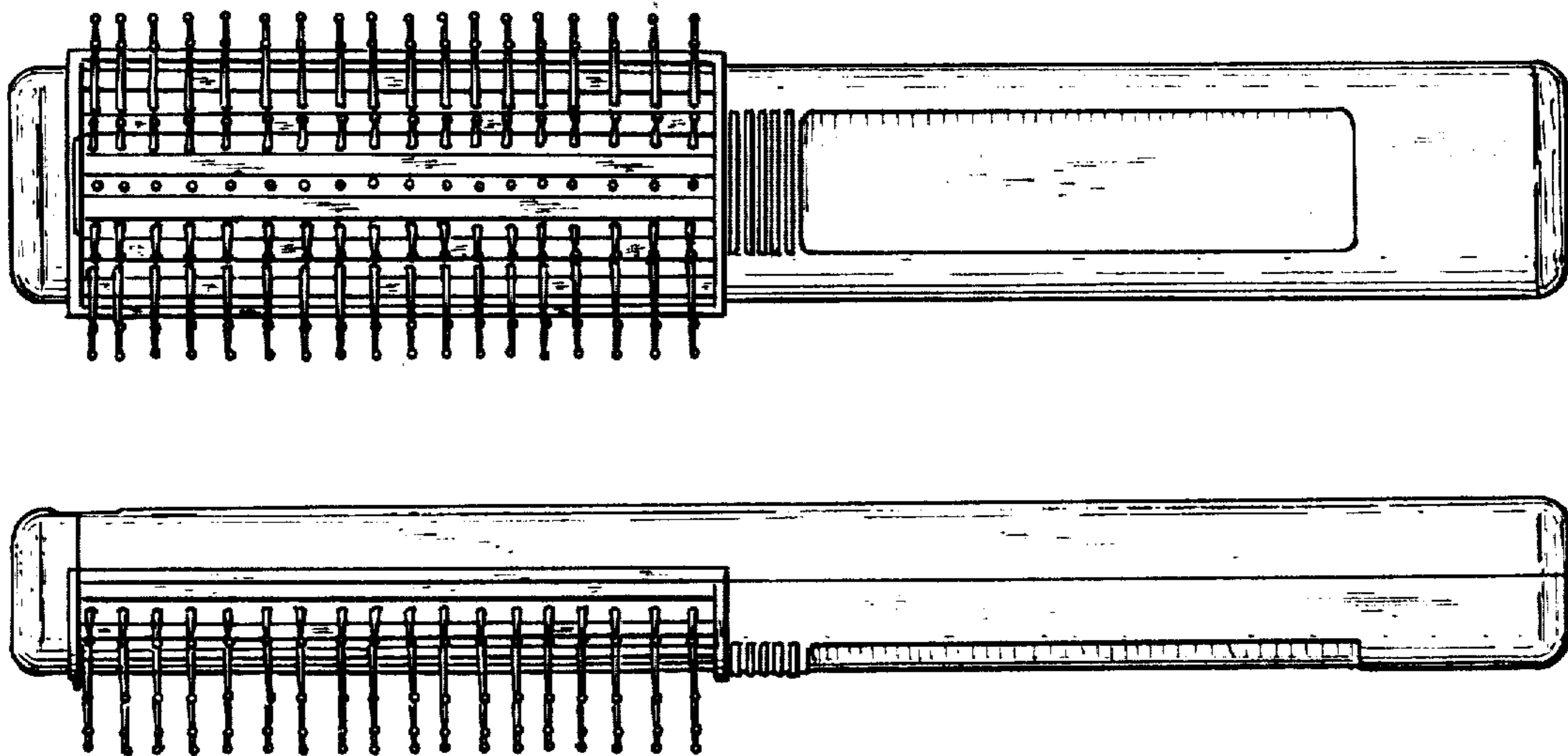


FIG. 1.

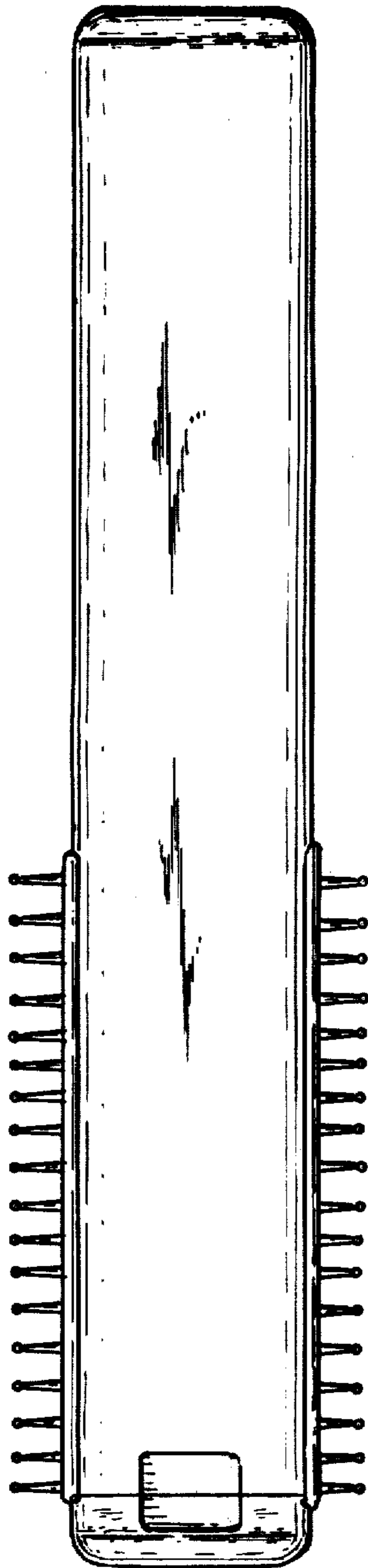


FIG. 2.

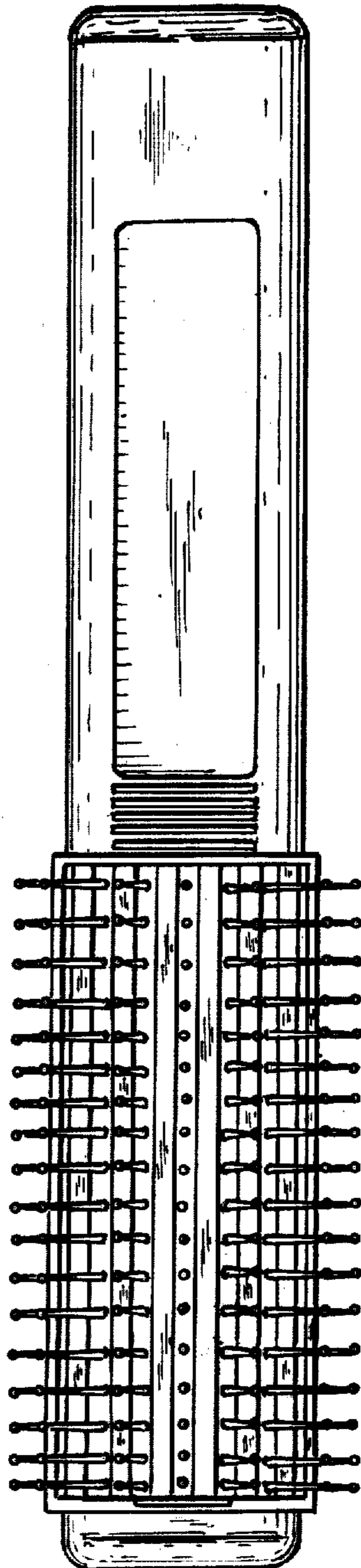


FIG. 4.

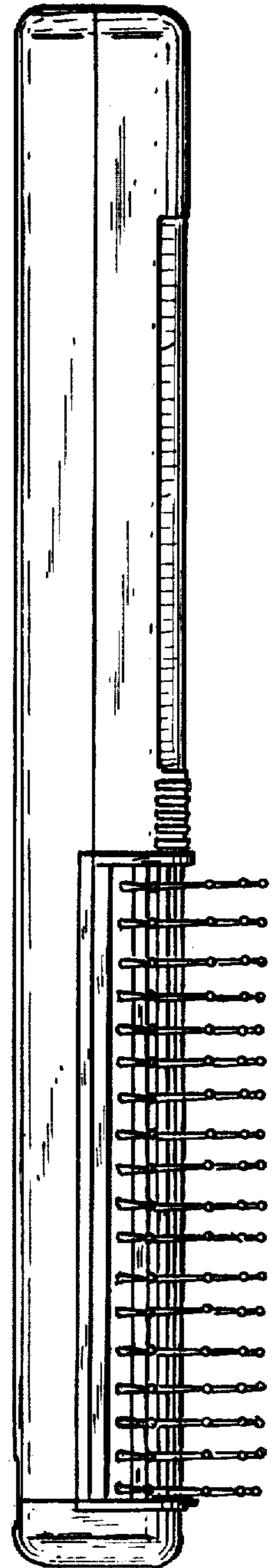


FIG. 3.

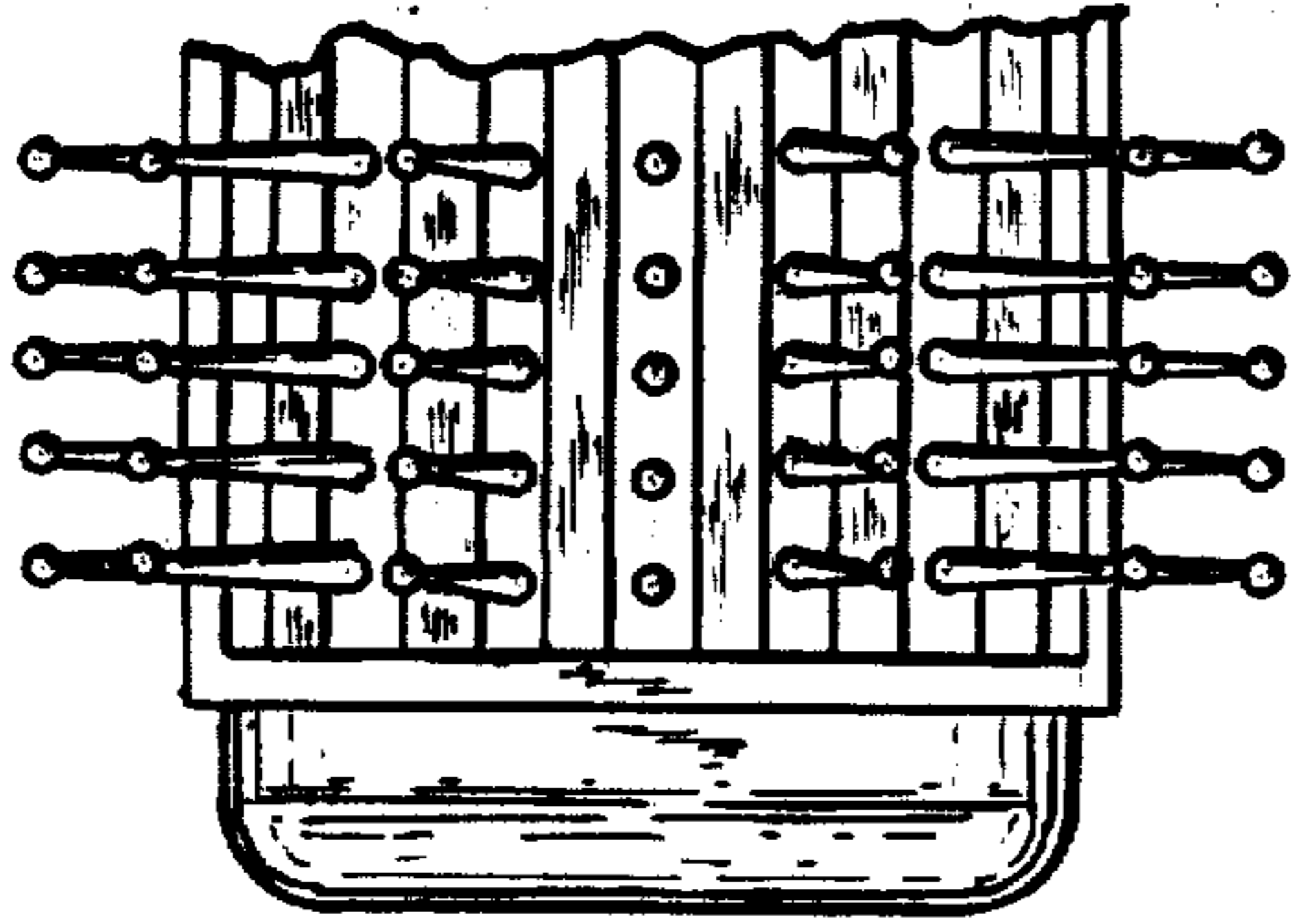


FIG. 5.

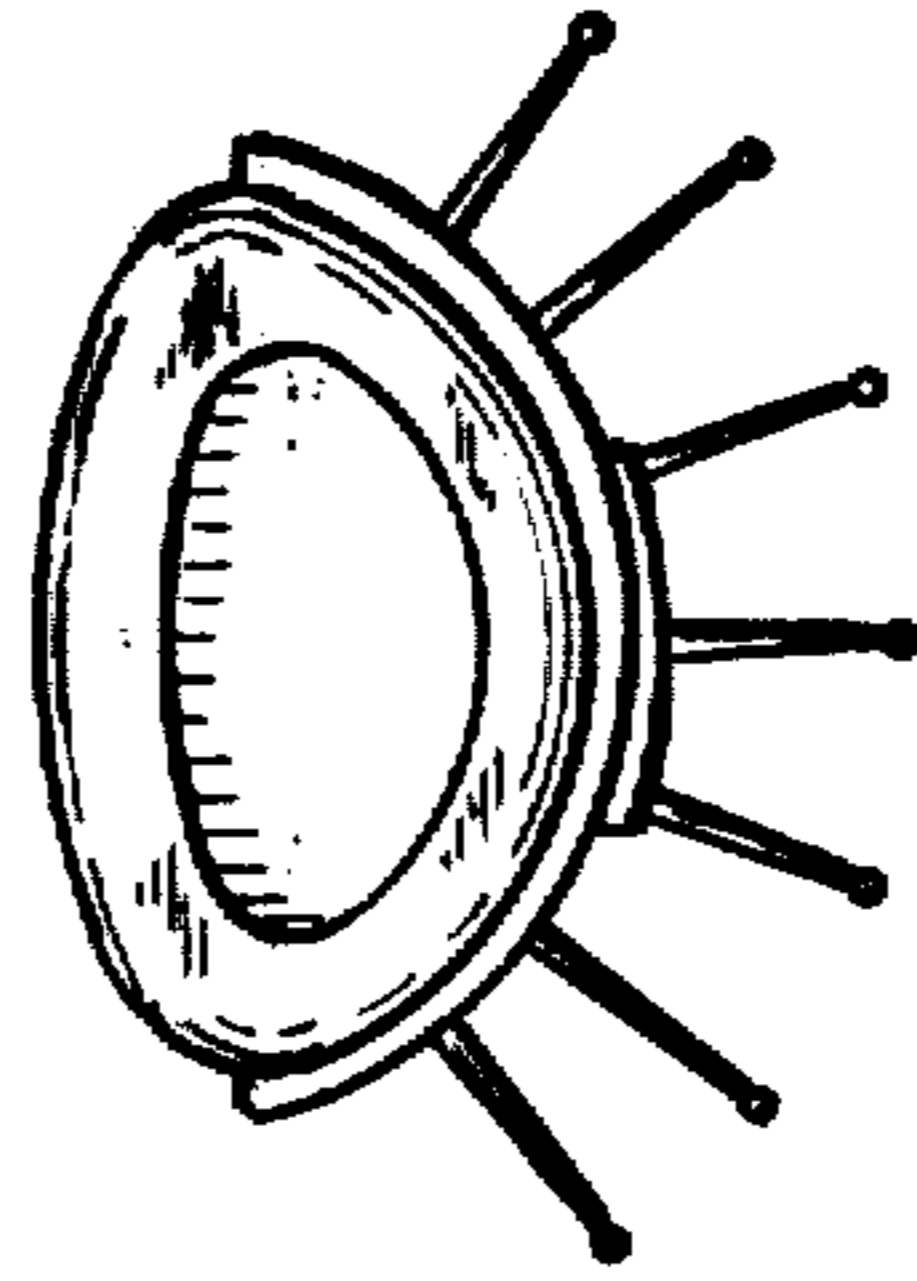


FIG. 6.

