

[54] **PROTECTIVE POCKET FOR THE DIALING
KNOBS OF THE PRINthead OF A
LABELLING APPARATUS**

[75] Inventors: **Werner Becker, Hirschhorn;
Wolfgang Reinke, Rothenberg, both
of Fed. Rep. of Germany**

[73] Assignee: **Esselte Pendaflex Corporation,
Garden City, N.Y.**

[**] Term: **14 Years**

[21] Appl. No.: **217,550**

[22] Filed: **Dec. 17, 1980**

[30] **Foreign Application Priority Data**

Jul. 4, 1980 [CH] Switzerland 111293/80

[51] Int. Cl. **D18-99**

[52] U.S. Cl. **D18/19**

[58] Field of Search D18/14, 19, 22, 99;
101/288; 156/384, DIG. 48, DIG. 49

[56] **References Cited**

U.S. PATENT DOCUMENTS

D. 247,389 2/1978 Sato D18/19

D. 253,243 10/1979 Sato D18/19

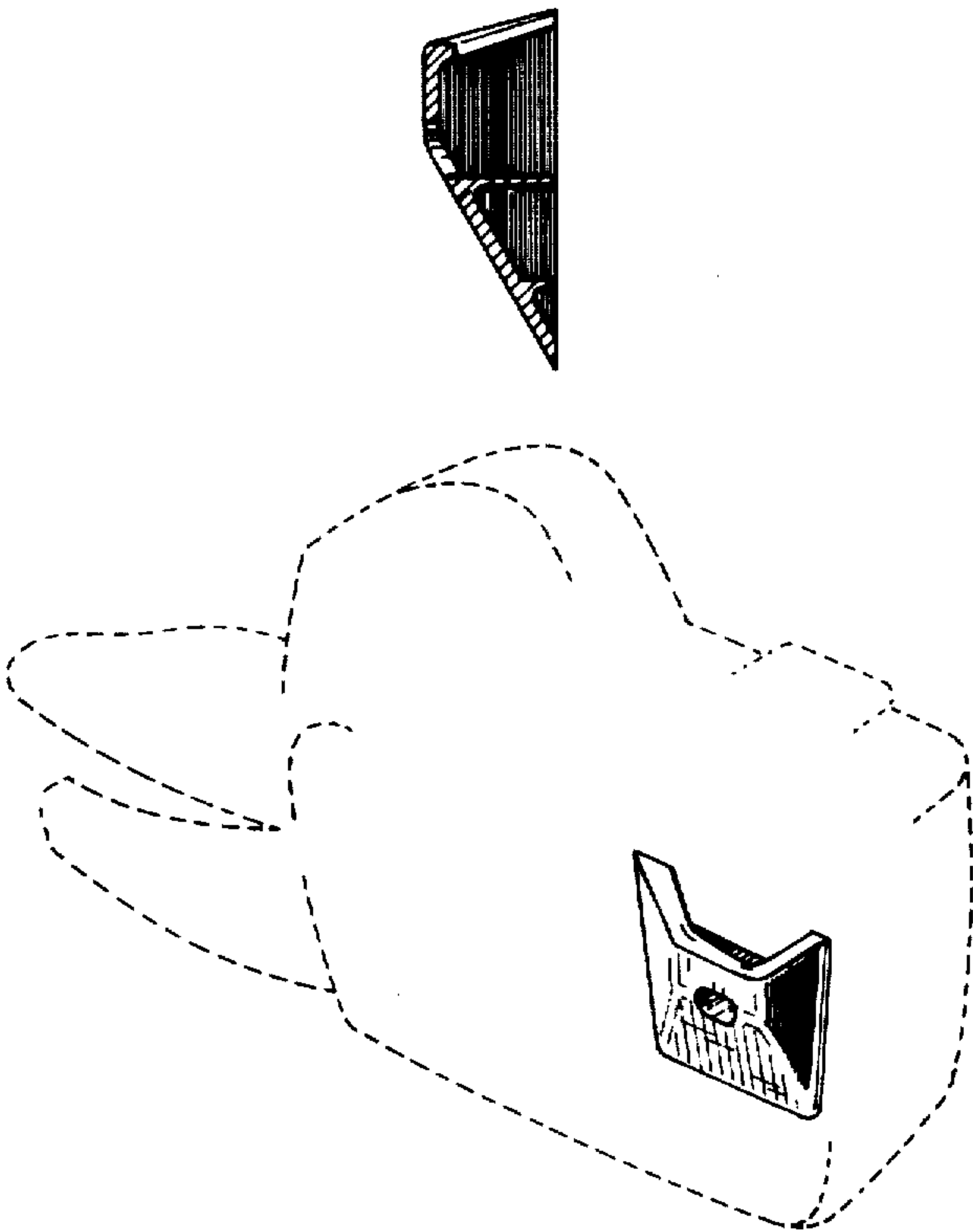
Primary Examiner—Louis S. Zarfes
Attorney, Agent, or Firm—Hedman, Casella, Gibson,
Costigan and Hoare

[57] **CLAIM**

The ornamental design for protective pocket for the
dialing knobs of the printhead of a labelling apparatus,
as shown and described.

DESCRIPTION

FIG. 1 is a perspective view of a protective pocket for
the dialing knob of the printhead of a labelling appara-
tus showing my new design with the labelling apparatus
being illustrated in broken lines for environmental pur-
poses only;
FIG. 2 is a front elevational view of my new design;
FIG. 3 is a cross-sectional view taken along line 3—3 in
FIG. 2;
FIG. 4 is a cross-sectional view taken along line 4—4 in
FIG. 2;
FIG. 5 is a top plan view of my design; and
FIG. 6 is an elevational view taken from the right hand
side of FIG. 2.



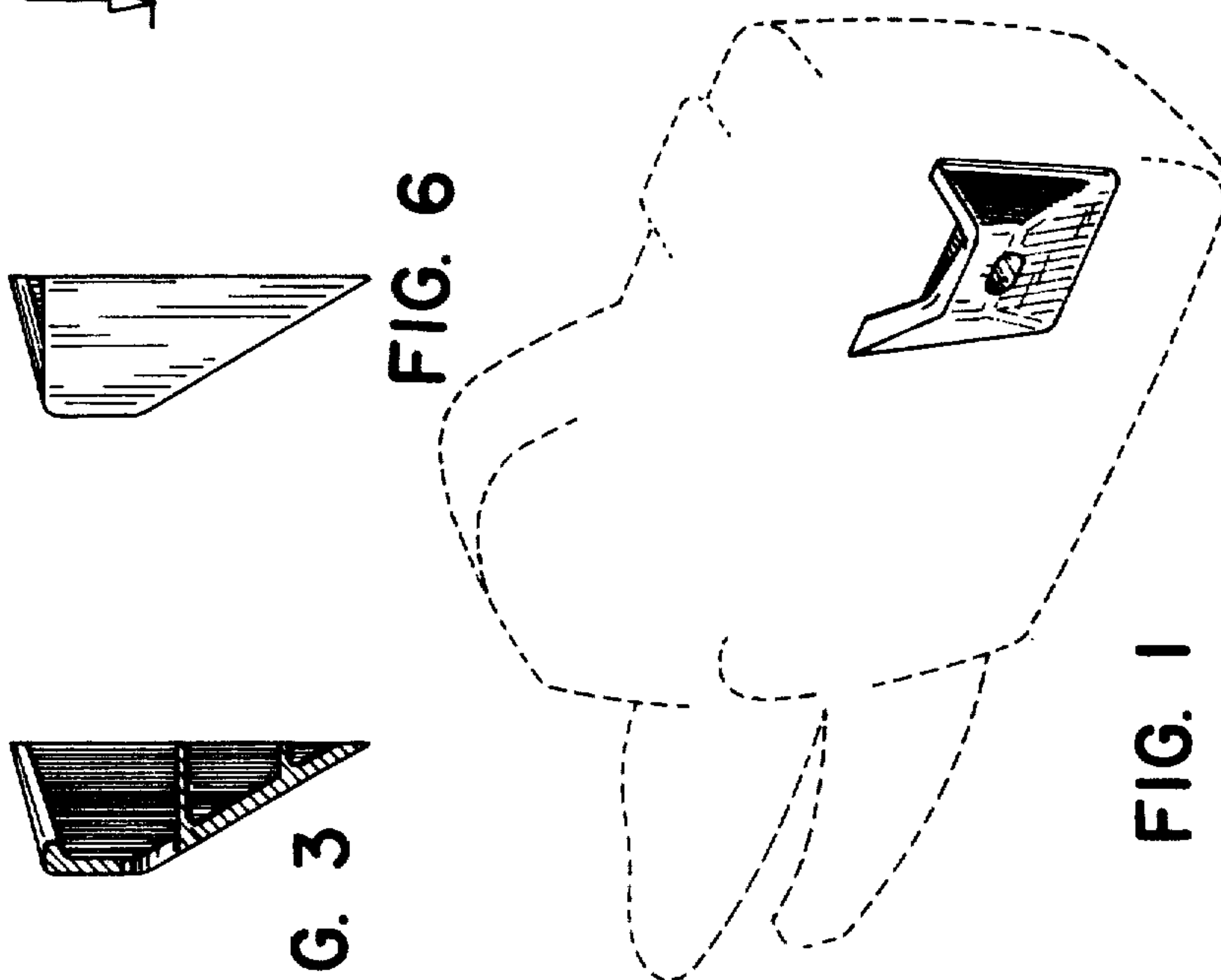


FIG. 1




FIG. 2

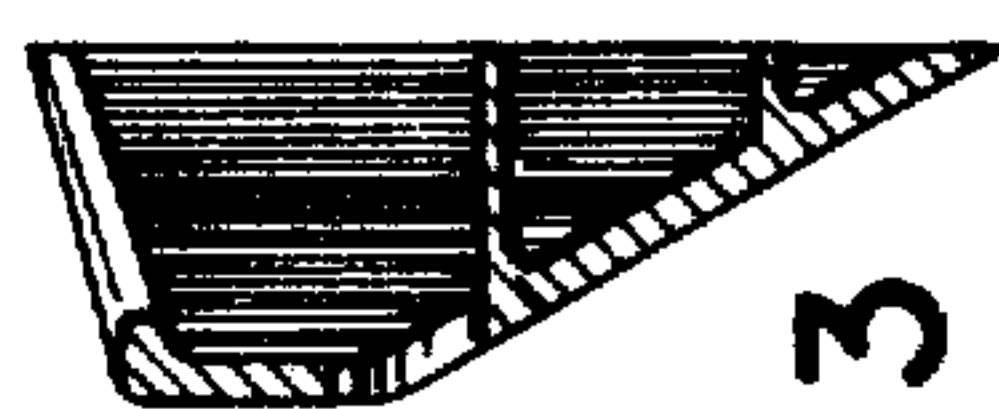


FIG. 3

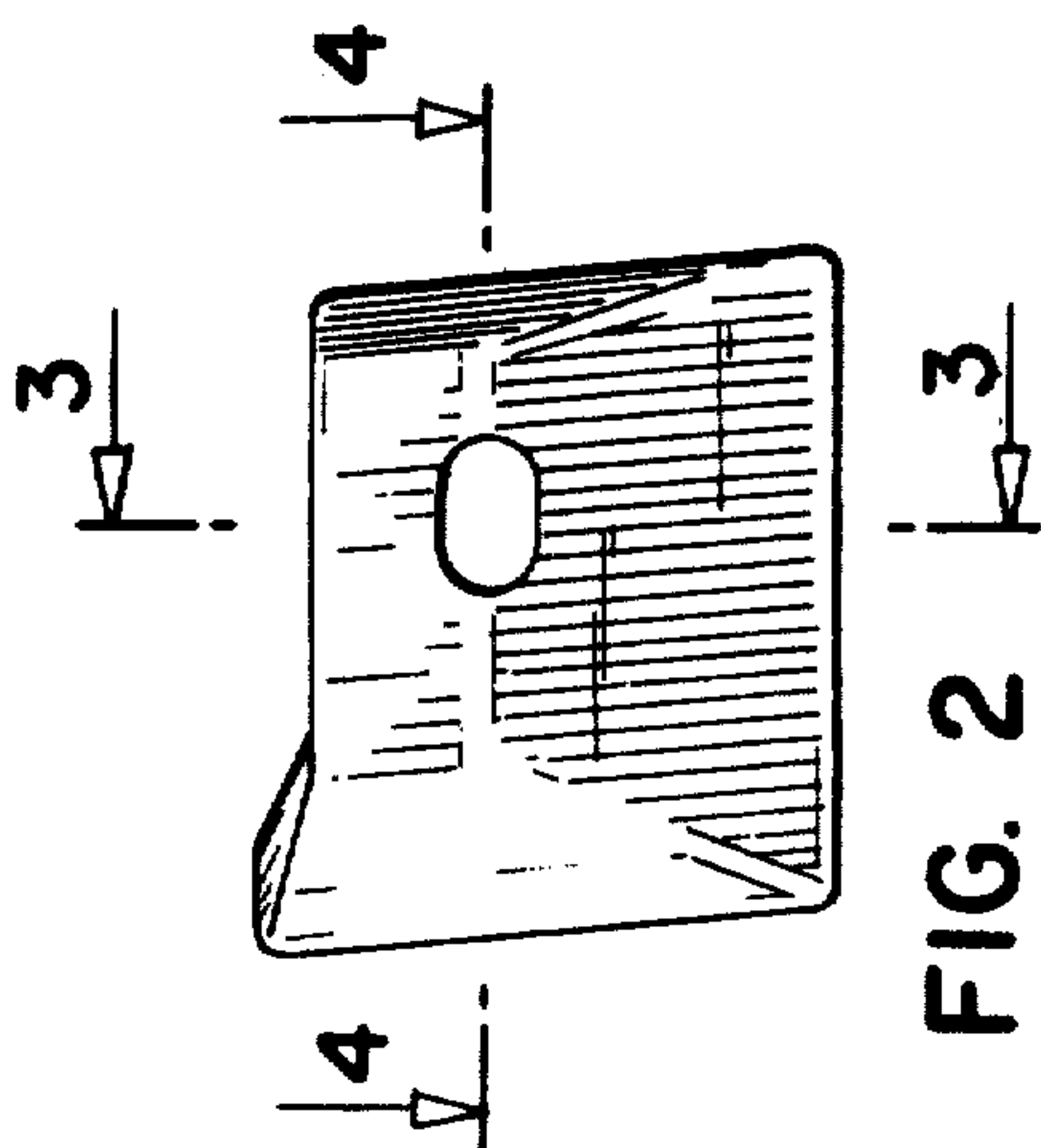


FIG. 4



FIG. 5



FIG. 6