

[54] CLIP FOR MICROPHONE CABLE

[75] Inventor: Bruce N. Hardy, Elkhart, Ind.

[73] Assignee: Silver Street, Inc., Elkhart, Ind.

[**] Term: 14 years

[21] Appl. No.: 236,909

[22] Filed: Feb. 23, 1981

[51] Int. Cl. D8-08

[52] U.S. Cl. D8/395; D8/356;
D8/396

[58] Field of Search D8/356, 367, 370, 371,
D8/382, 394-396; 24/255 SL, 259 R, 339, 336,
256, 257; D14/13

[56] References Cited

U.S. PATENT DOCUMENTS

D. 208,105 7/1967 Haber D8/395
3,322,381 5/1967 Bubb 24/339
4,002,349 1/1977 Dopp D8/396

FOREIGN PATENT DOCUMENTS

560916 4/1957 Italy 24/339
6618260 7/1967 Netherlands 24/336

Primary Examiner—B. J. Bullock
Attorney, Agent, or Firm—Marmaduke A. Hobbs

[57] CLAIM

The ornamental design for a clip for microphone cable,
substantially as shown.

DESCRIPTION

FIG. 1 is an enlarged perspective view of a clip for
microphone cable embodying my new design;
FIG. 2 is a plan view of the side opposite the side seen
in FIG. 1;
FIG. 3 is an elevational view of the edge opposite the
edge seen in FIG. 1;
FIG. 4 is an elevational view of the edge showing the
cable entrance to the clip; and
FIG. 5 is a sectional view taken in the direction of the
arrows on line 5-5 of FIG. 1.

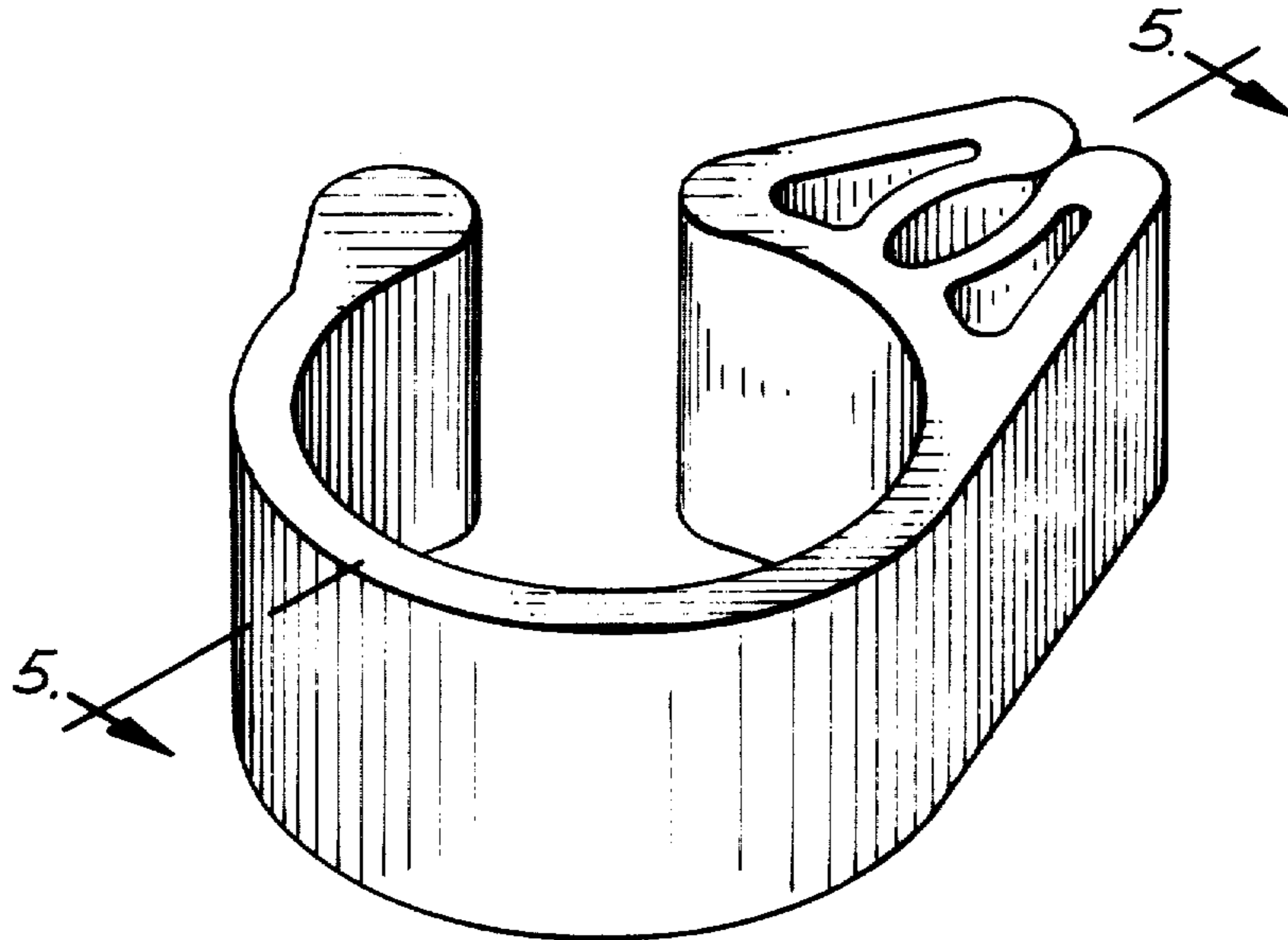


Fig. 1

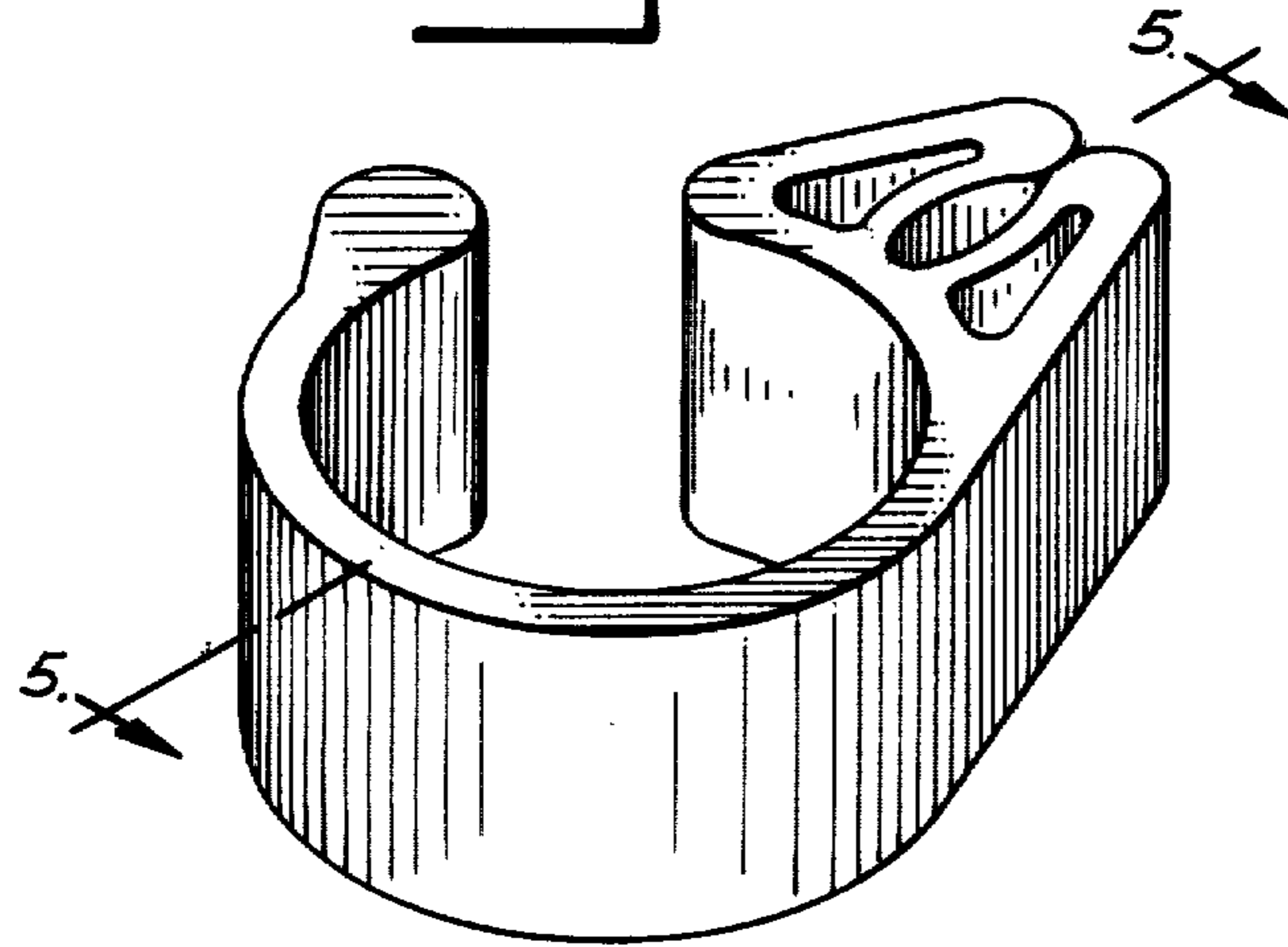


Fig. 2

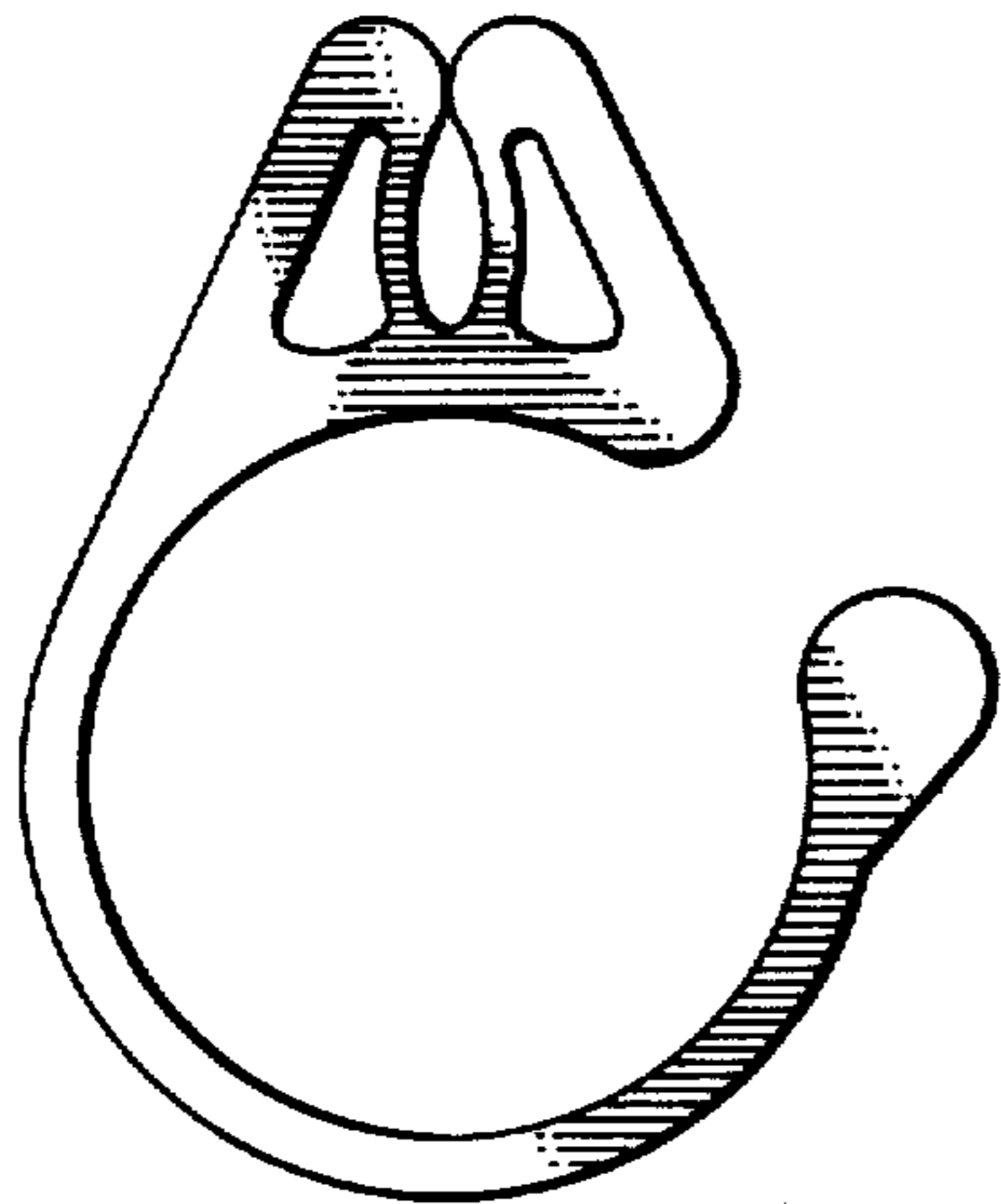


Fig. 3




Fig. 4




Fig. 5

