

[54] TIMBER FENCING WITH GUARDRAIL

[76] Inventor: Vincent M. Demarest, Ipsden, Wallingford, Oxford OX9 6BS, England

[21] Appl. No.: 233,510

[22] Filed: Feb. 11, 1981

[51] Int. Cl. .... D25-02

[52] U.S. Cl. .... D25/38; D25/80

[58] Field of Search ..... 256/19, 21, 24, 25, 256/26, 73, 1; D25/38, 80, 84, 85, 92; 52/300

[56] References Cited

U.S. PATENT DOCUMENTS

- D. 194,396 1/1963 Hampton ..... D25/38
- 829,397 8/1906 Gerber ..... 256/19
- 3,652,060 3/1972 Glover ..... 256/19

FOREIGN PATENT DOCUMENTS

- 70571 5/1914 Switzerland ..... 256/19

904547 8/1962 United Kingdom ..... 256/24

Primary Examiner—A. Hugo Word  
Attorney, Agent, or Firm—Young & Thompson

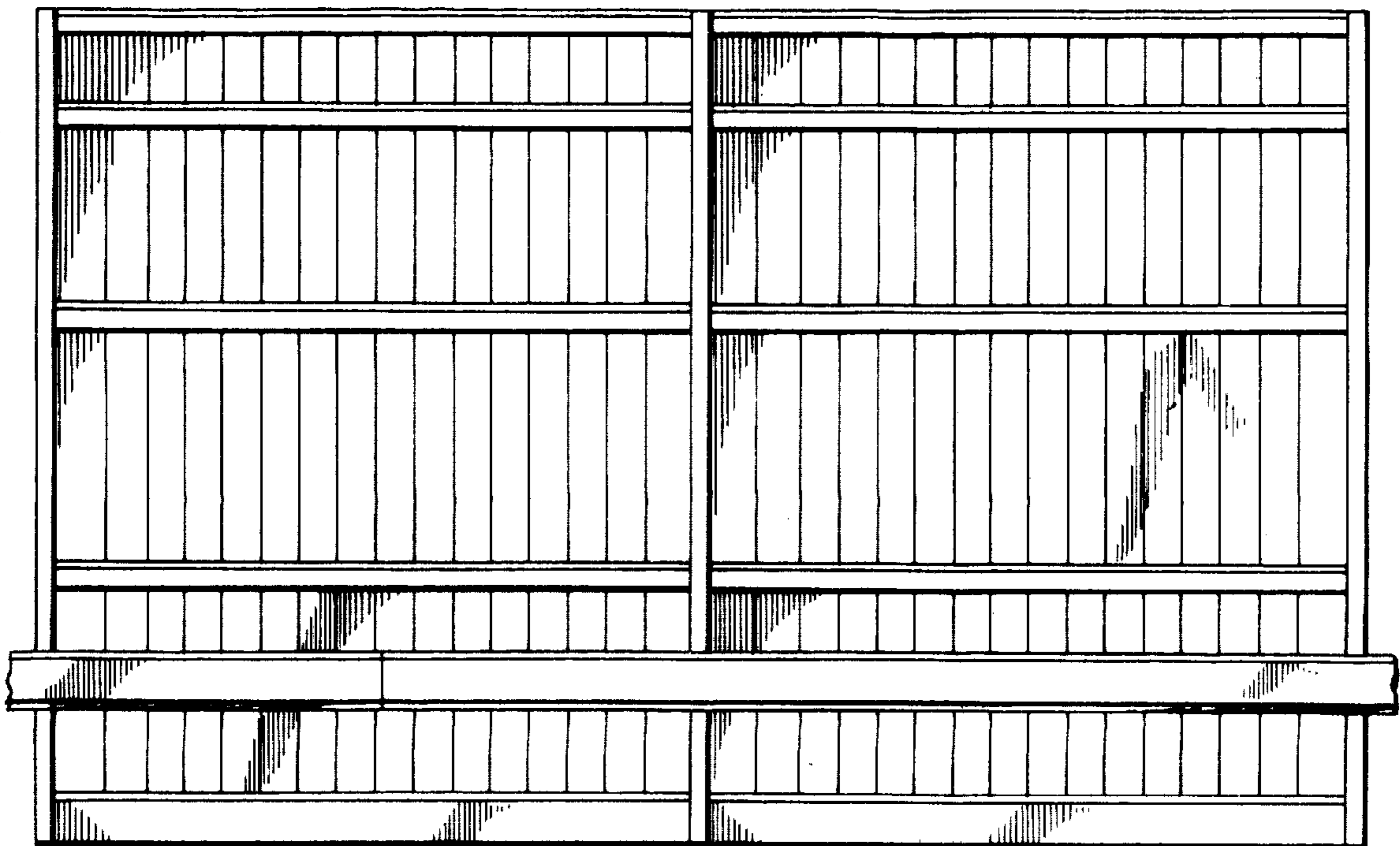
[57] CLAIM

The ornamental design for a timber fencing with guardrail, as shown.

DESCRIPTION

FIG. 1 is an elevational view of a pair of panels of timber fencing with guardrail showing my new design;  
 FIG. 2 is a top plan view thereof;  
 FIG. 3 is a side elevational view thereof from the left of FIG. 2;  
 FIG. 4 is an elevational view of the opposite side thereof;  
 FIG. 5 is a view similar to FIG. 1, showing a modified form thereof; and  
 FIG. 6 is a view similar to FIG. 4, showing the embodiment of FIG. 5.

I am the owner of U.S. Pat. No. D-257,177, which issued Sept. 30, 1980.






FIG. 1.



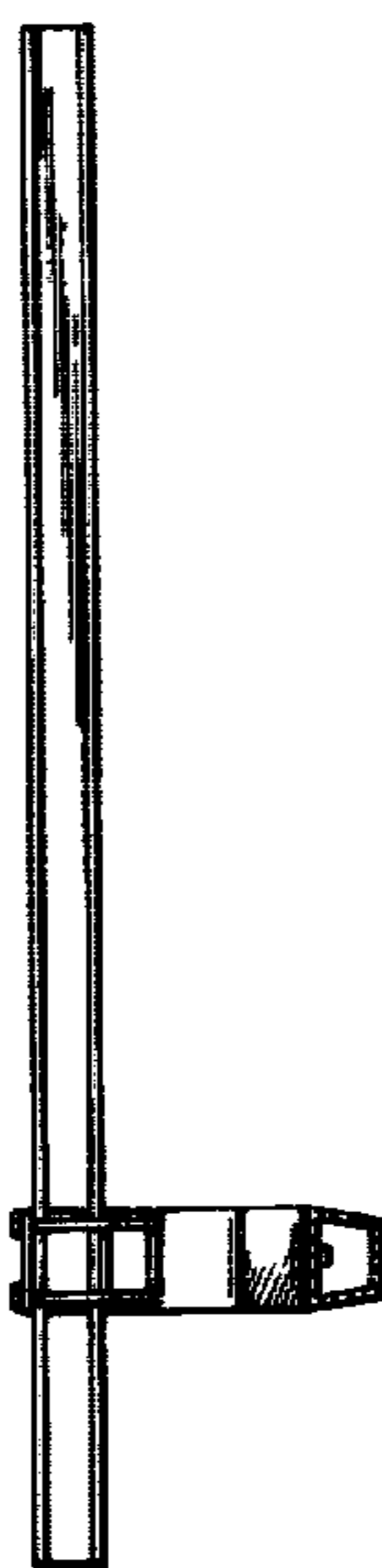


FIG. 4.



*FIG. 2.*



*FIG. 3.*

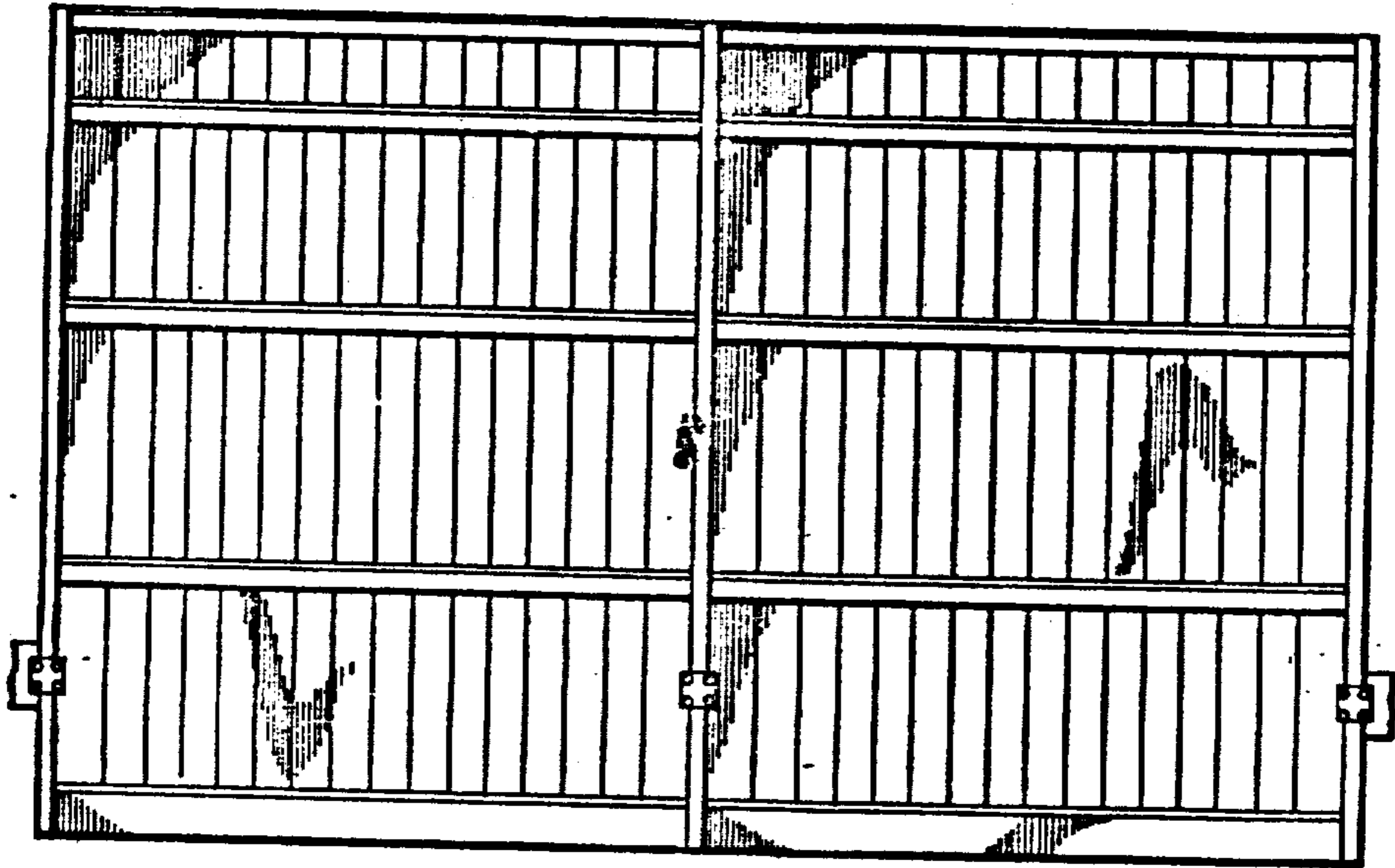


FIG. 5.

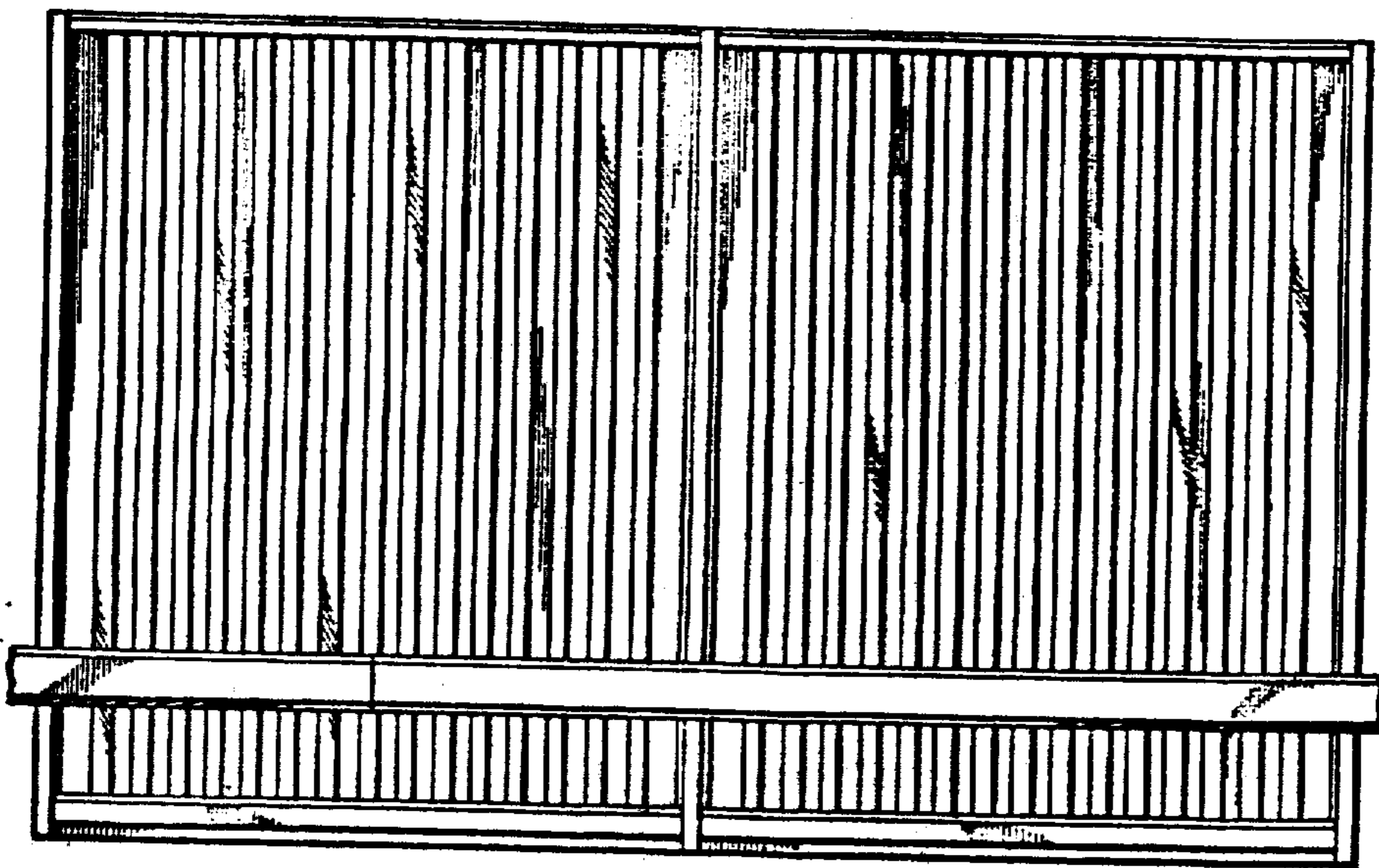


FIG. 6.