

[54] VIBRATOR ATTACHMENT OR THE LIKE

[76] Inventor: Richard E. Epstein, 709 Olive Ct., Galt, Calif. 95632

[21] Appl. No.: 178,966

[22] Filed: Aug. 18, 1980

[51] Int. Cl. D28—03

[52] U.S. Cl. D24/41

[58] Field of Search 128/54, 51, 52, 53, 128/60, 79, 67, 32; D24/36, 41, 99

[56] References Cited

U.S. PATENT DOCUMENTS

D. 210,922	4/1968	Tavel	D24/41
D. 234,543	3/1975	Foster	D24/41
D. 234,724	4/1975	Tavel	D24/41
D. 245,856	9/1977	Grube	D24/41
1,973,198	9/1934	Bergmann	128/54
1,973,768	9/1934	Knapp	128/54
2,054,849	9/1936	Briggs	128/54

3,375,381	3/1968	Travel	D24/41 X
3,669,100	6/1972	Csanad	128/32
3,759,254	9/1973	Clark	128/79
3,996,930	12/1976	Sekulich	128/79 X

FOREIGN PATENT DOCUMENTS

40725	3/1916	Sweden	128/54
-------	--------	--------	-------	--------


Primary Examiner—Bernard Ansher
Attorney, Agent, or Firm—Morganstern, Mann & Smith

[57] CLAIM

The ornamental design for a vibrator attachment or the like, as shown and described.

DESCRIPTION

FIG. 1 is a perspective view of a vibrator attachment or the like, showing my new design; FIG. 2 is a side view thereof; FIG. 3 is a top plan view thereof; FIG. 4 is an end view thereof; and FIG. 5 is a bottom plan view thereof.




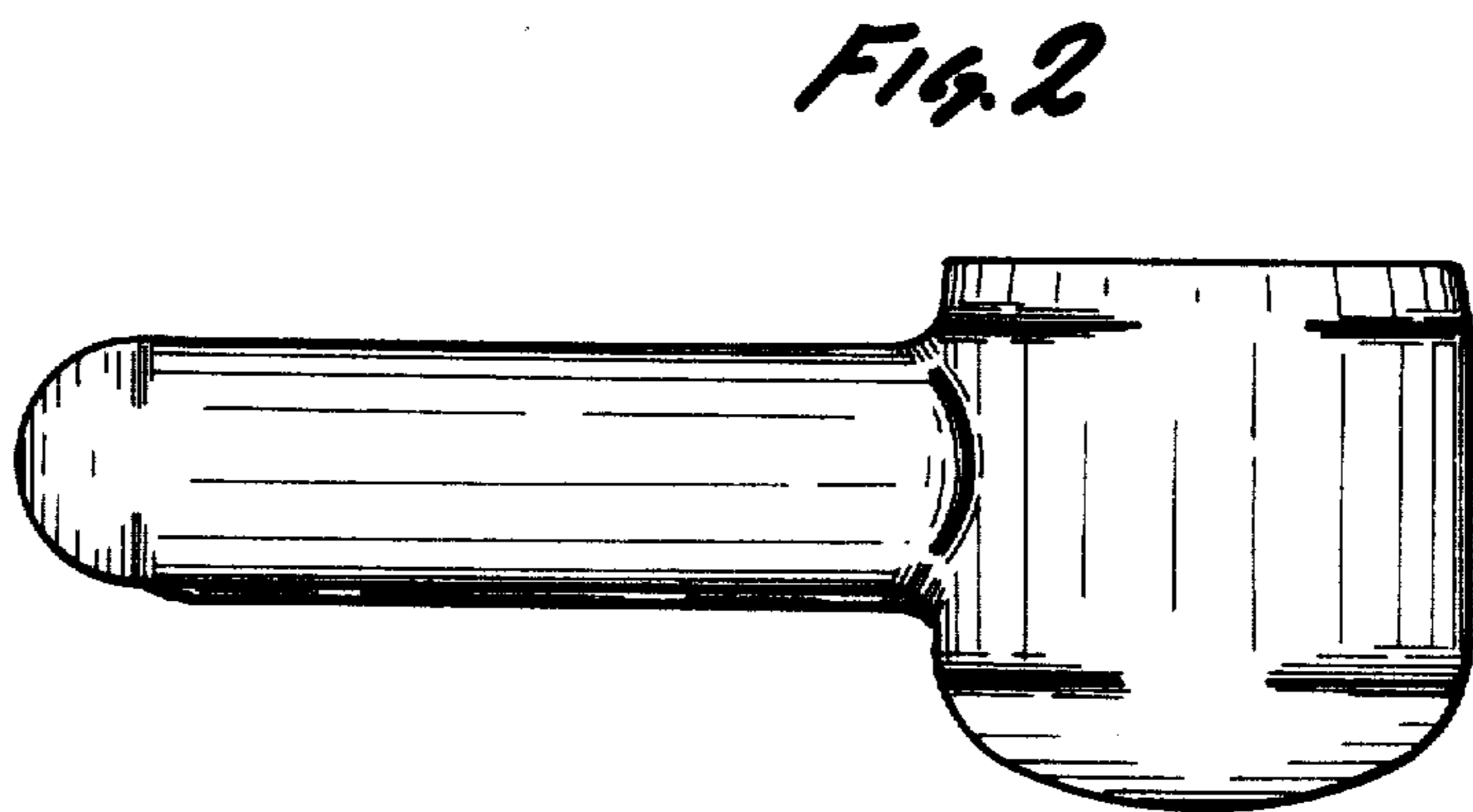
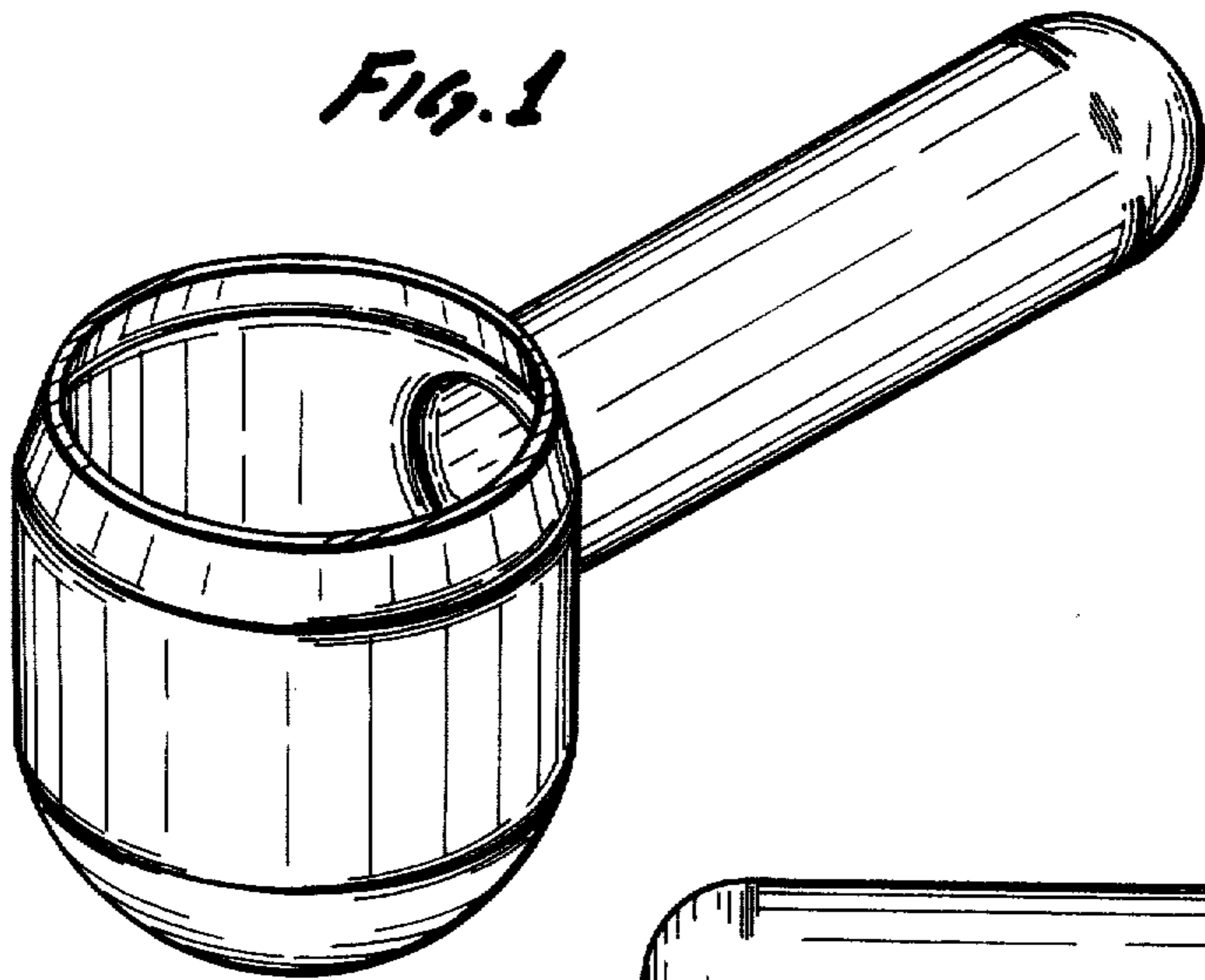


Fig. 3

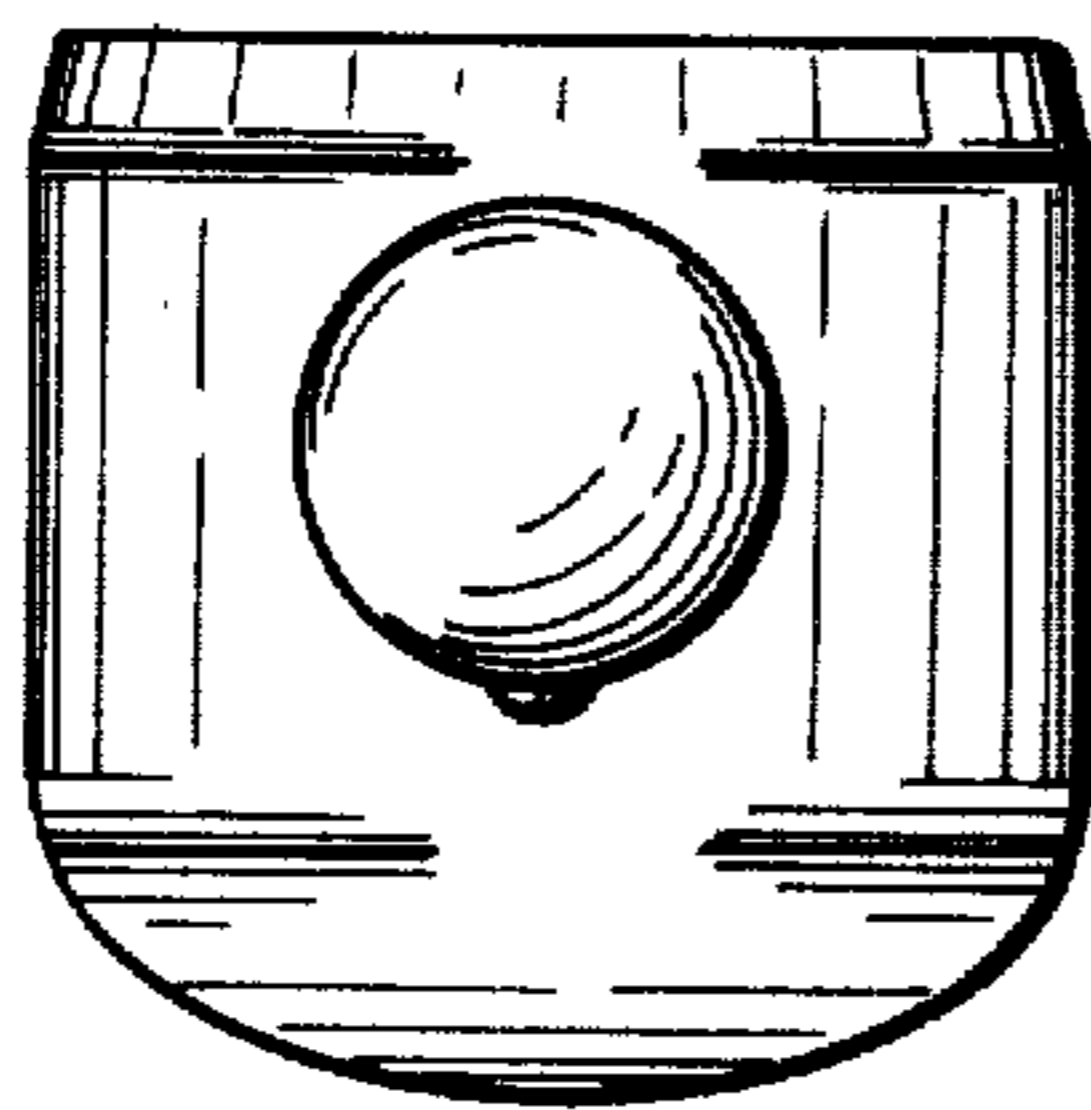


Fig. 4

Fig. 5

