

[54] ILLUMINATED SIGN WITH CHANNELS FOR MOVEABLE CHARACTER PLATES

[76] Inventor: Ralph Kutschmende, 395 Manhattan Ave., Brooklyn, N.Y. 11211

[*] Notice: The portion of the term of this patent subsequent to Jan. 26, 1996 has been disclaimed.

[21] Appl. No.: 275,137

[22] Filed: Jun. 18, 1981

[51] Int. Cl. D20-03

[52] U.S. Cl. D20/10

[58] Field of Search D20/10, 12, 19, 41, D20/42; 40/446, 489, 490, 491, 541, 542, 549, 564, 572, 575, 576, 618, 605, 611, 617, 584

[56] References Cited

U.S. PATENT DOCUMENTS

D. 262,801 1/1982 Kutschmende D20/10
1,898,655 2/1933 Chauvet 40/573 X

Primary Examiner—Catherine E. Kemper

[57] CLAIM

The ornamental design for an illuminated sign with channels for moveable character plates, as shown and described.

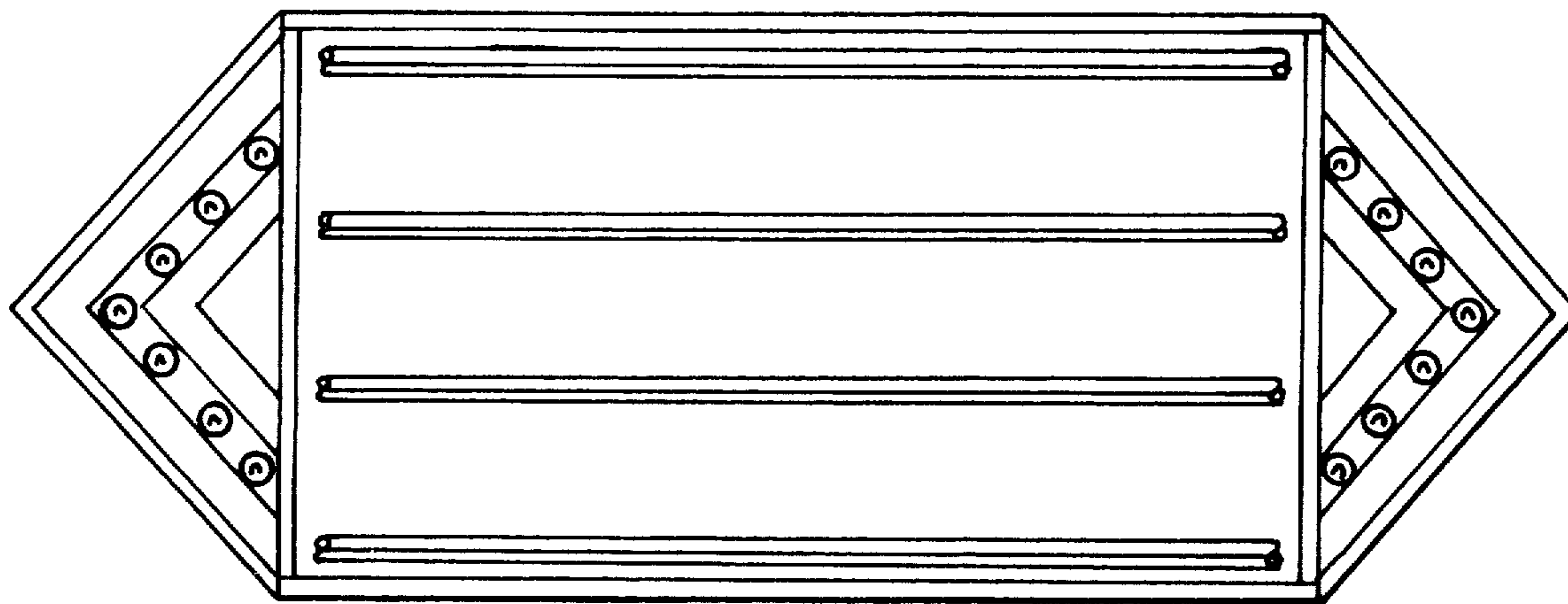
DESCRIPTION

FIG. 1 is a front perspective view of an illuminated sign with channels for moveable character plates showing my new design, as shown and described.

FIG. 2 is a top plan view thereof;

FIG. 3 is a left side elevational view thereof;

FIG. 4 is a rear elevational view thereof.



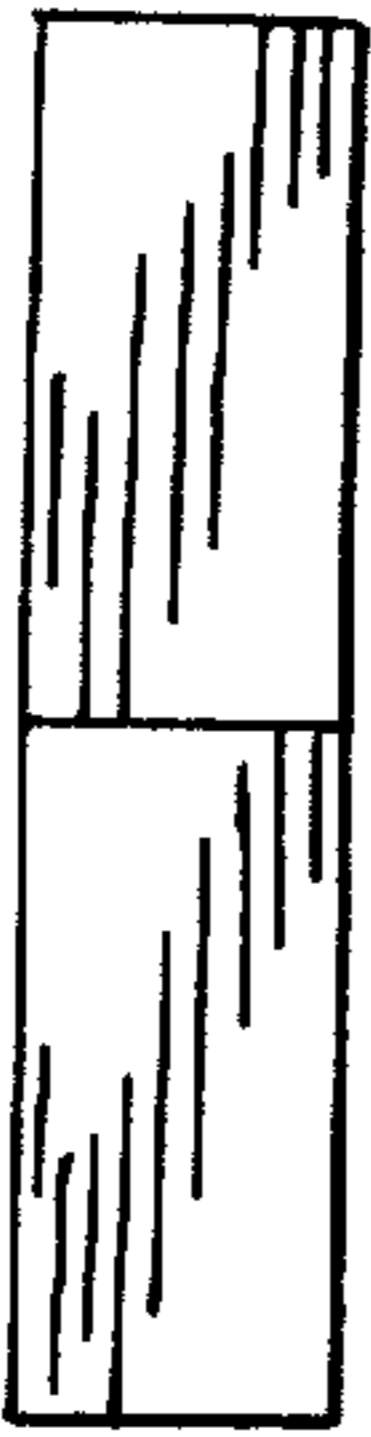


FIG. 3

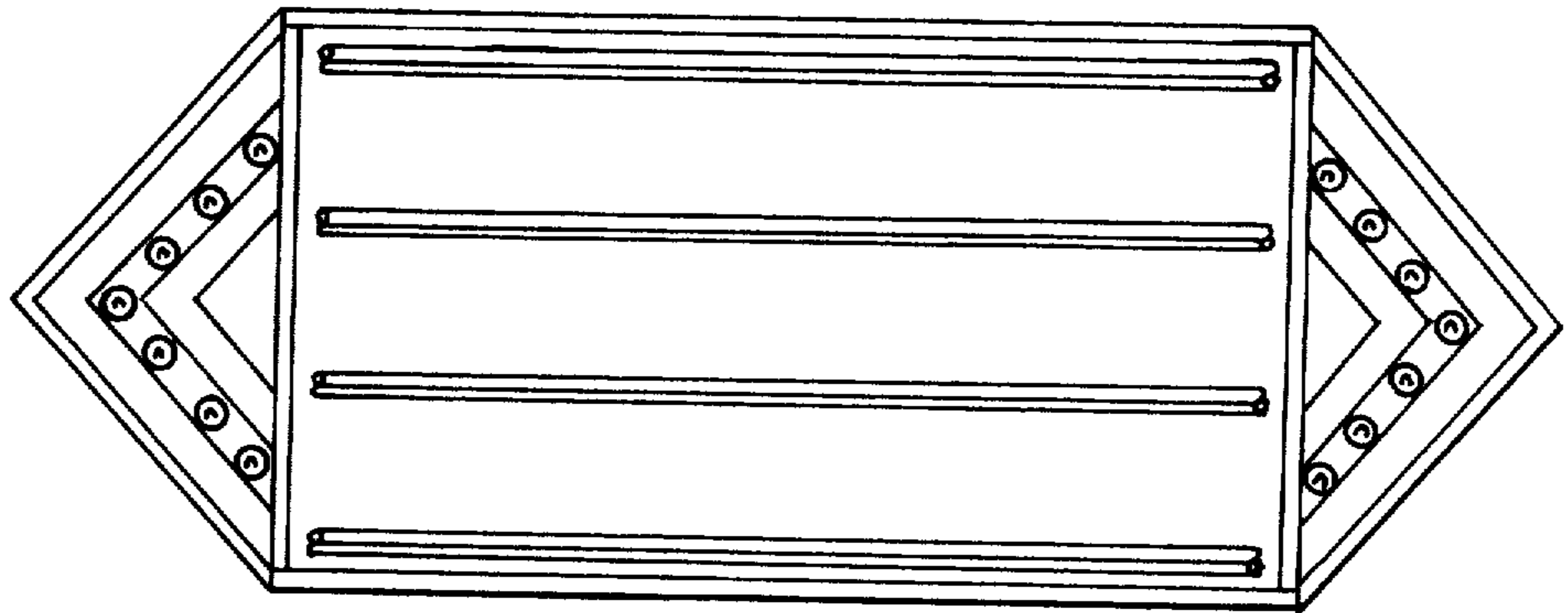


FIG. 4




FIG. 2




FIG. 1