

[54] **COMPARTMENTED PAN**
 [76] **Inventor:** Robert D. Chiulli, 71 Cherry St.,
 Somerville, Mass. 02144
 [21] **Appl. No.:** 275,750
 [22] **Filed:** Jun. 22, 1981
 [51] **Int. Cl.** D07—02
 [52] **U.S. Cl.** D7/357; D7/38;
 D9/341; D9/424
 [58] **Field of Search** D7/357, 359, 38, 21,
 D7/37, 43, 39, 71, 70, 403; D3/74, 30.1;
 220/22, 23.8; 206/563; D34/45, 46; D9/432,
 424, 347, 341, 430, 431

2,625,242 1/1953 Reed 220/23.8 X
 3,784,787 1/1974 Shevlin D7/38 X
 3,997,101 12/1976 Florian 206/519 X

Primary Examiner—Winifred E. Herrmann

[57] CLAIM

The ornamental design for a compartmented pan, substantially as shown and described.

DESCRIPTION

FIG. 1 is a top plan view of a compartmented pan showing my new design;
 FIG. 2 is a bottom plan view thereof;
 FIG. 3 is a front elevational view thereof, the rear view being substantially a mirror image thereof;
 FIG. 4 is an end elevational view thereof, the opposite end being substantially a mirror image thereof;
 FIG. 5 is a sectional view taken along line V—V of FIG. 1, and
 FIG. 6 is a sectional view taken along line VI—VI of FIG. 2.

[56] **References Cited**
U.S. PATENT DOCUMENTS

- D. 122,774 10/1940 Frederick D7/38 X
- D. 230,243 2/1974 Ottenstein D7/357
- 240,138 4/1881 Jackson D7/357 X
- D. 255,310 6/1980 Spencer D9/347 X


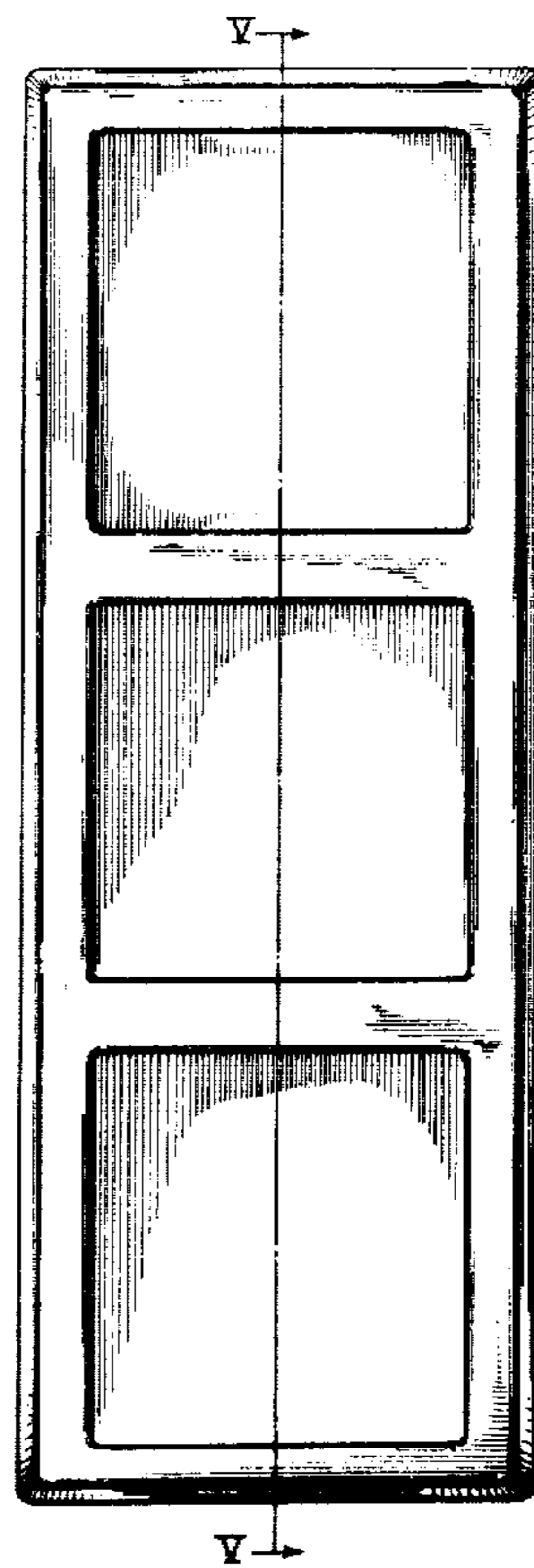


Fig.1

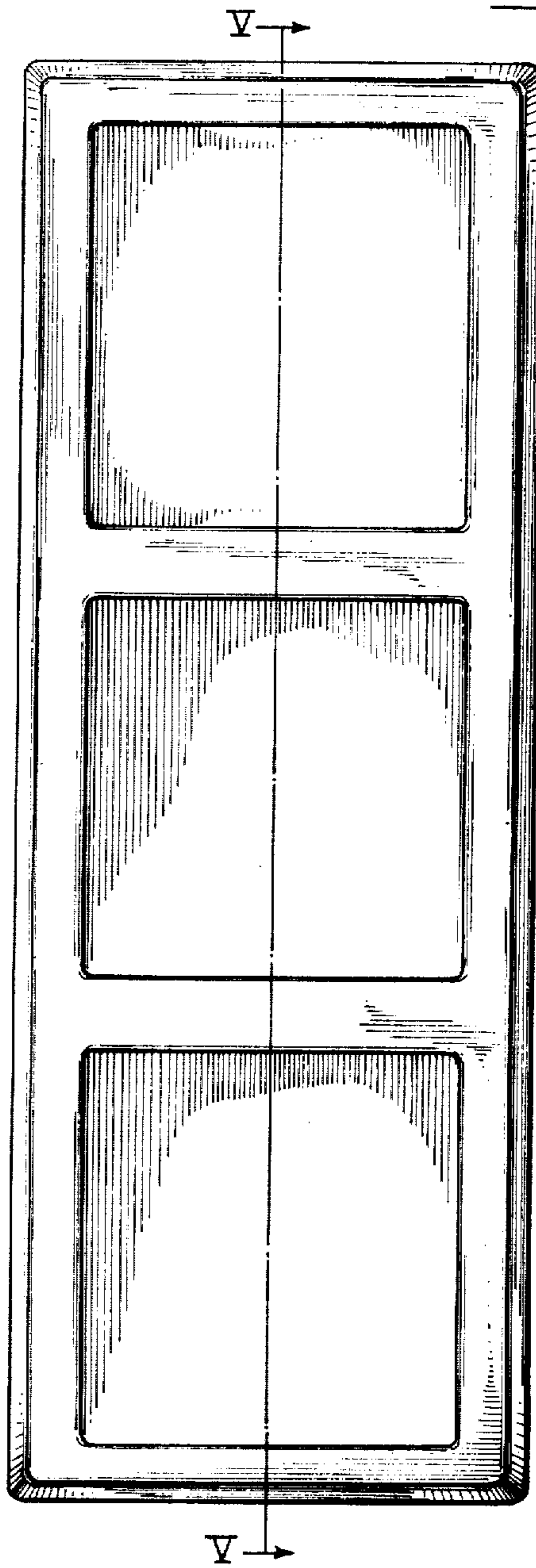


Fig. 2

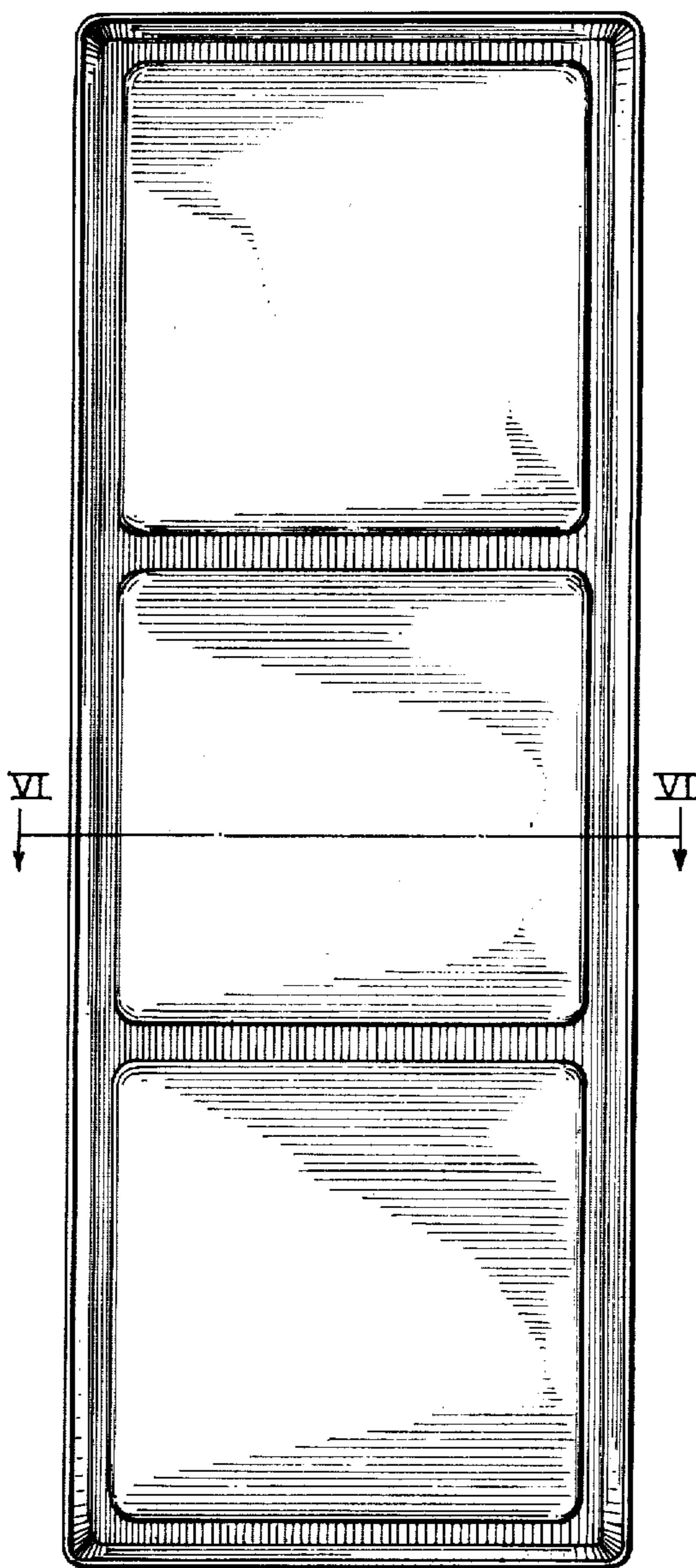


Fig. 3




Fig. 4




Fig. 5



Fig. 6

