

[54] PEDICURE IMPLEMENT

[76] Inventor: Francis W. Child, 1307 Southfork Rd., Cody, Wyo. 82414

[\*\*] Term: 14 Years

[21] Appl. No.: 243,891

[22] Filed: Apr. 1, 1981

[51] Int. Cl. .... D28-03

[52] U.S. Cl. .... D28/59; D4/25; D24/28; D24/30

[58] Field of Search ..... D28/56, 57, 59, 61, D28/62; D4/24, 25; D24/28, 30; 128/57, 62 A, 355; 132/73, 73.5, 75.3-75.6, 76.4, 76.5; 30/26-28; 15/167 R

[56] References Cited

U.S. PATENT DOCUMENTS

- D. 133,998 10/1942 Parker ..... D28/57 X
- D. 246,000 10/1977 Yacos ..... D28/57
- D. 255,511 6/1980 Hill et al. .... D4/25
- 843,602 2/1907 Heimerdinger ..... 30/27
- 3,131,701 5/1964 Emerson ..... 132/76.4

- 4,205,664 6/1980 Baccialon ..... 128/62 A
- 4,274,174 6/1981 Ertel ..... D4/25

OTHER PUBLICATIONS

Revlon Emery Boards, Revlon Dis., New York, N.Y. 10022.

Dr. Scholl's Corn and Callous File, Scholl, Inc., Memphis, Tenn. 38151-Copyright 1979.

Primary Examiner—Louis S. Zarfes

Attorney, Agent, or Firm—Burd, Bartz & Gutenkauf

[57] CLAIM

The ornamental design for a pedicure implement, as shown and described.

DESCRIPTION

FIG. 1 is a perspective view of a pedicure implement showing my new design;

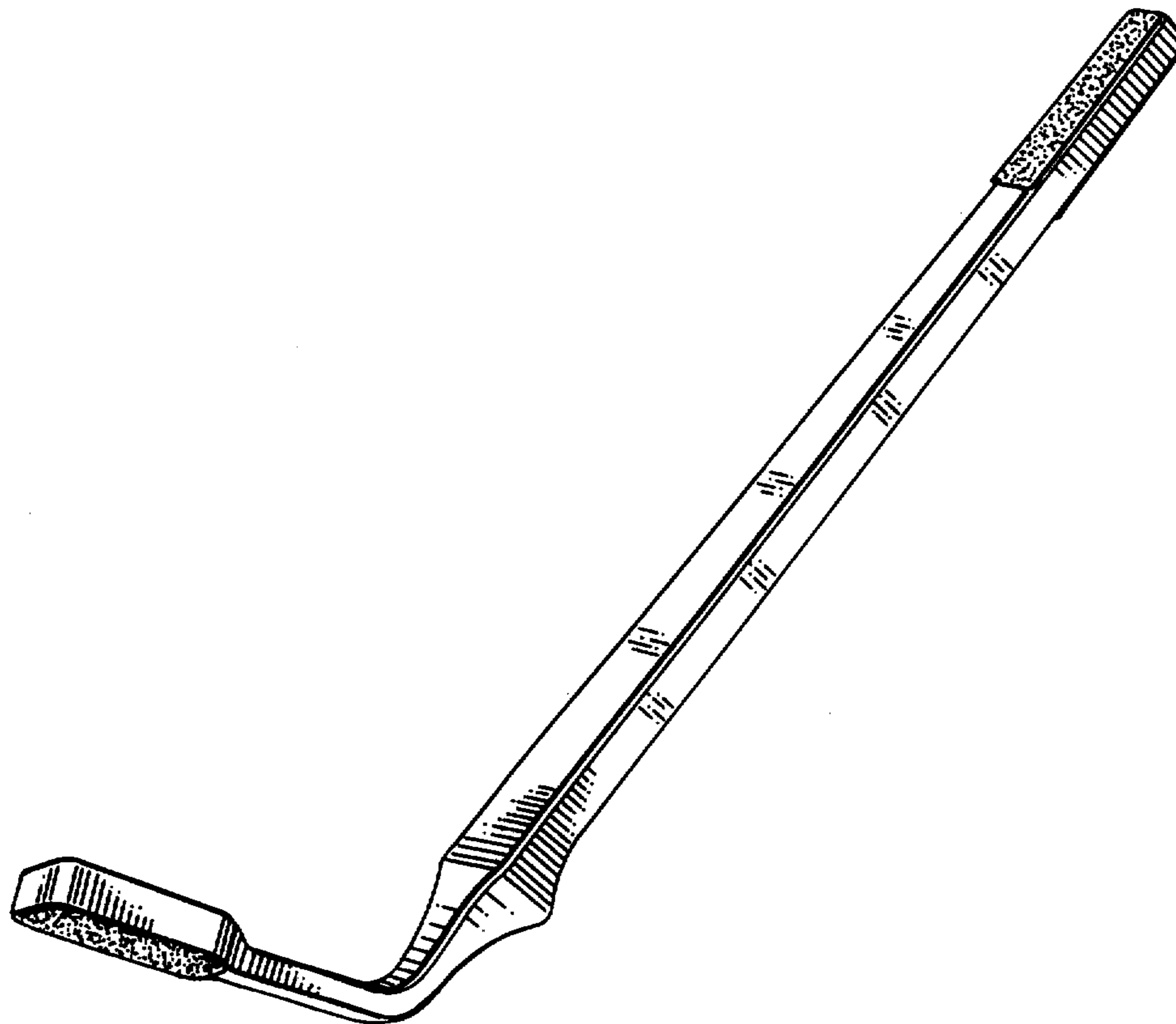
FIG. 2 is a top plan view of FIG. 1;

FIG. 3 is a bottom view of FIG. 1;

FIG. 4 is a side elevational view of FIG. 1, the opposite side being a mirror image thereof;

FIG. 5 is a front elevational view thereof; and

FIG. 6 is a rear elevational view thereof.



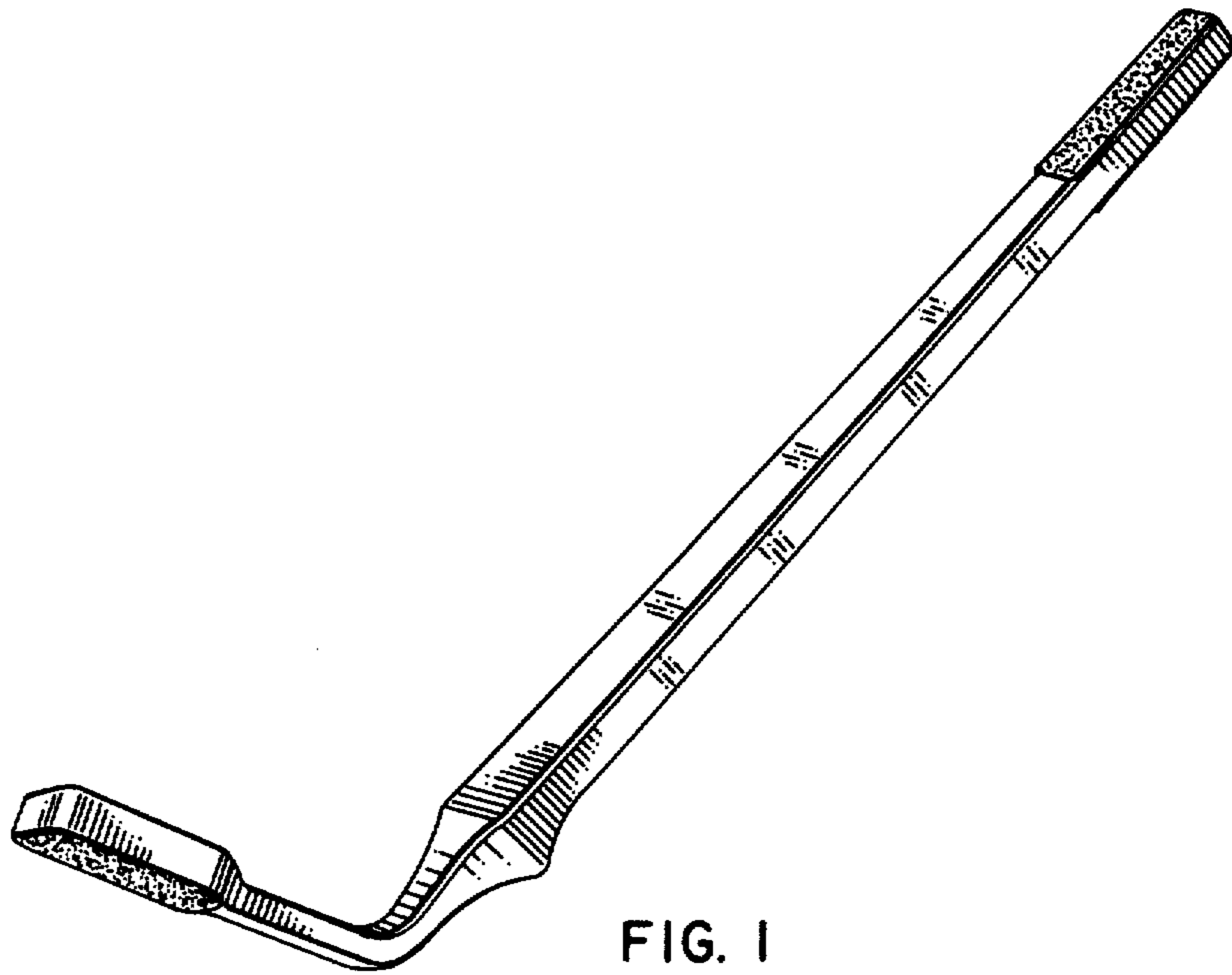


FIG. 1



FIG. 2



FIG. 3

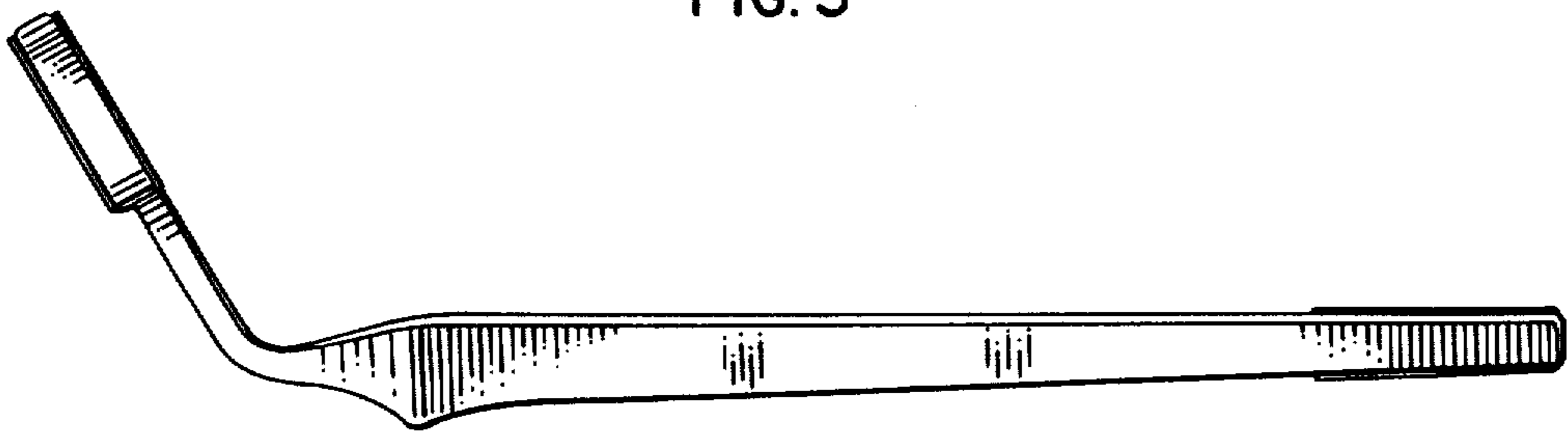


FIG. 4

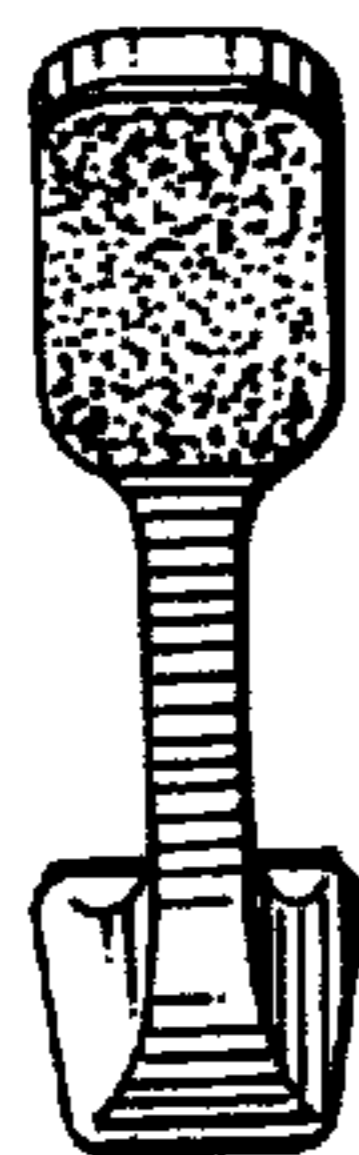


FIG. 5



FIG. 6