

[54] TUNDISH LINER BOARD

[75] Inventors: Richard A. Lacjak, Brecksville; John A. Keitch, Akron, both of Ohio

[73] Assignee: Foseco Trading A.G., Chur, Switzerland

[**] Term: 14 Years

[21] Appl. No.: 67,531

[22] Filed: Aug. 16, 1979

[51] Int. Cl. D25-01

[52] U.S. Cl. D25/80

[58] Field of Search 266/283, 275, 280, 200; 52/590, 589, 591, 592, 593, 594, 598, 249; D25/80, 1, 35, 85, 58, 86, 59, 92, 61, 93, 70, 94, 95, 97, 58; D23/1, 2; 164/287, 337; 220/75, 76, 77, 78, 83, 84

[56] References Cited

U.S. PATENT DOCUMENTS

- D. 22,077 12/1892 Curtis et al. D25/92 X
- 1,264,582 4/1918 Vergara 52/189 X

- 3,412,518 11/1968 Waite 52/592
- 4,042,229 8/1977 Eccleston 266/275
- 4,055,336 10/1977 Massin 266/283
- 4,158,939 6/1979 Massin 52/593
- 4,165,026 8/1979 Hazlehurst et al. 222/591

FOREIGN PATENT DOCUMENTS

- 667455 2/1952 United Kingdom 52/518

Primary Examiner—A. Hugo Word
Attorney, Agent, or Firm—Cushman, Darby & Cushman

[57] CLAIM

The ornamental design for a tundish liner board, substantially as shown and described.

DESCRIPTION

- FIG. 1 is a top perspective view of a tundish liner board showing our new design;
- FIG. 2 is a bottom perspective view;
- FIG. 3 is a top plan view;
- FIG. 4 is a bottom plan view;
- FIG. 5 is an elevational view of one end;
- FIG. 6 is an elevational view of the opposite end;
- FIG. 7 is an elevational view of one side; and
- FIG. 8 is an elevational view of the opposite side.

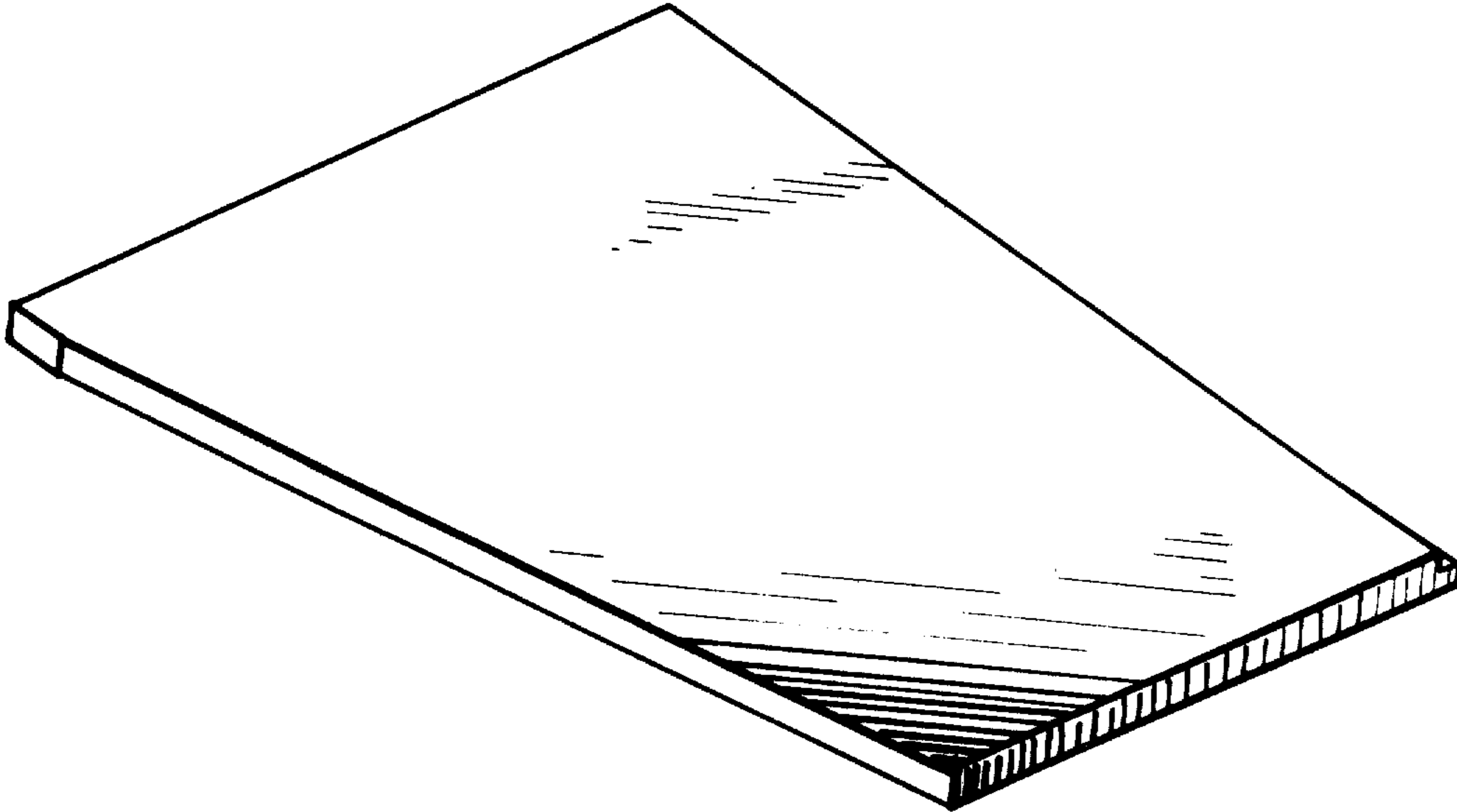


Fig. 1

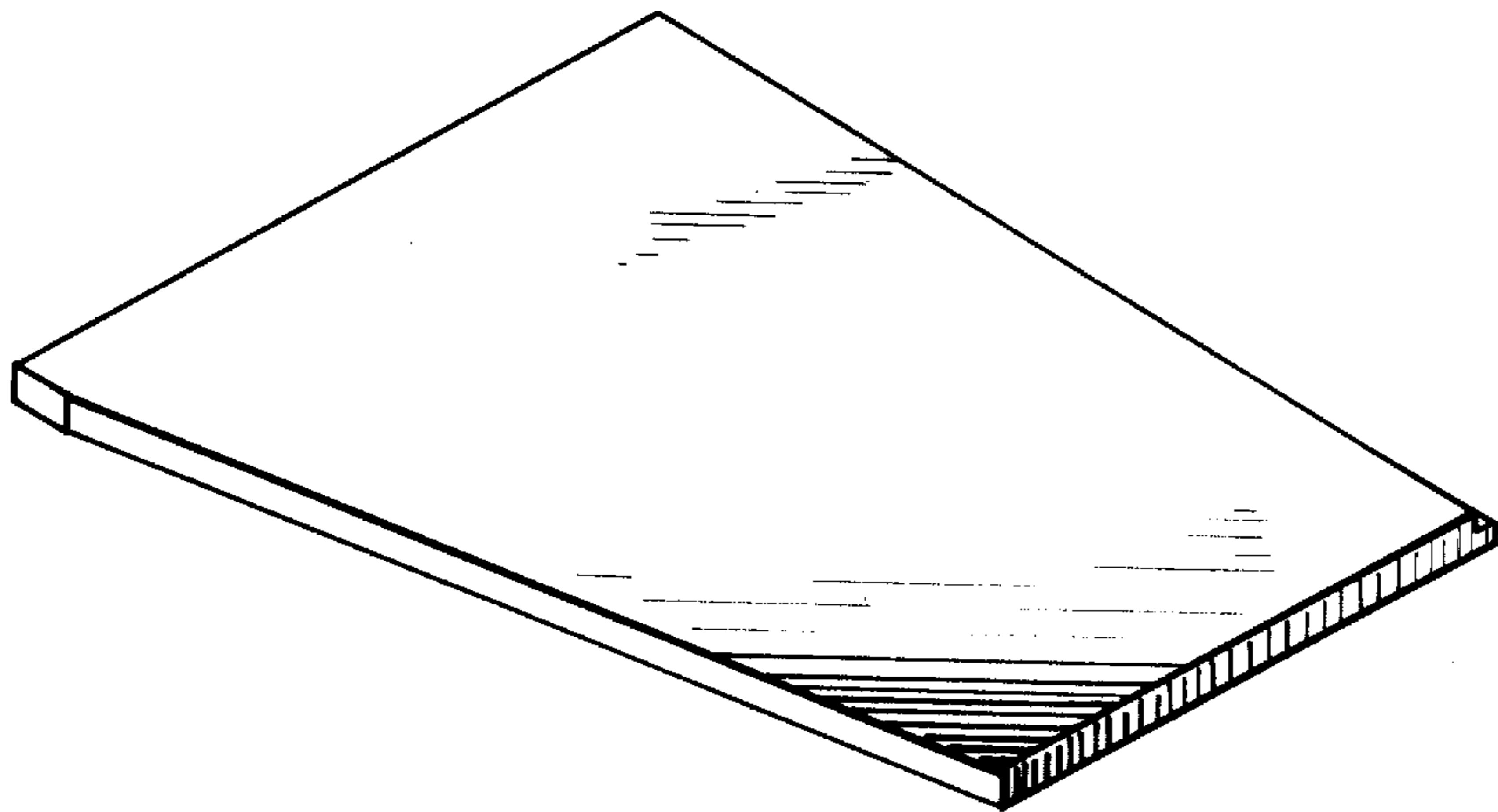


Fig. 2




Fig. 3

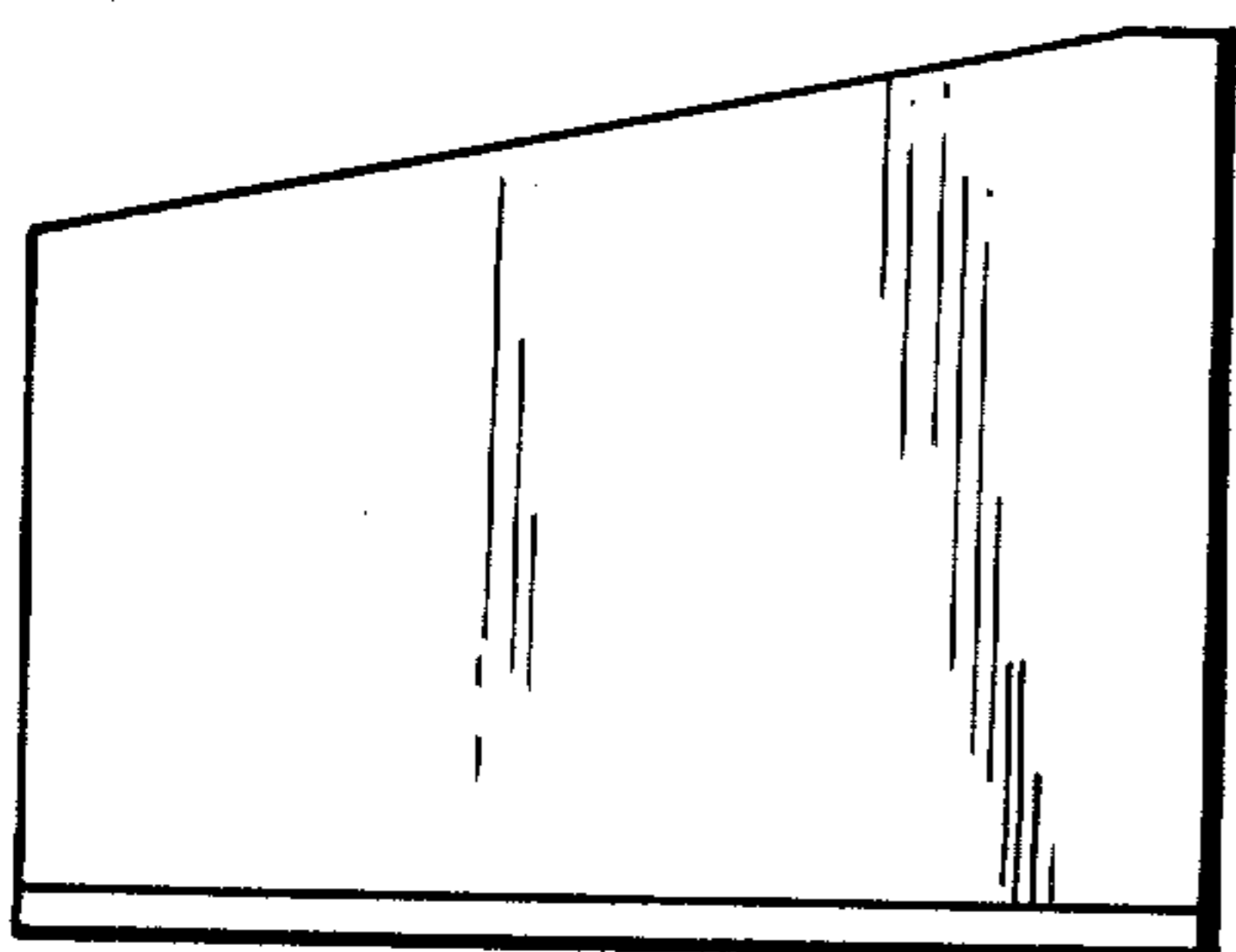


Fig. 4



Fig. 5

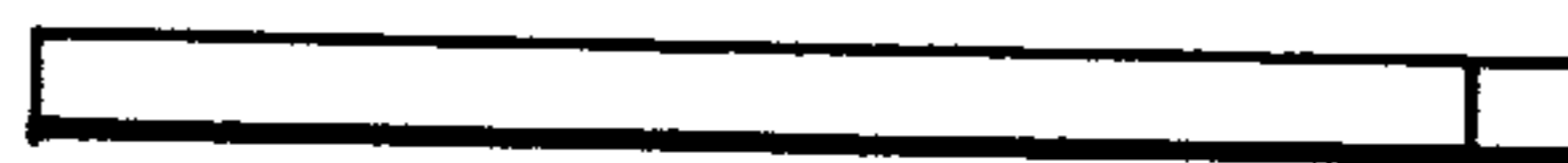


Fig. 6




Fig. 7



Fig. 8

