

[54] FISHING POLE HOLDER OR THE LIKE

[76] Inventor: Wilson A. Culp, Box 107, What Cheer, Iowa 50268

[**] Term: 14 Years

[21] Appl. No.: 225,127

[22] Filed: Jan. 14, 1981

[51] Int. Cl. D22-05

[52] U.S. Cl. D22/13

[58] Field of Search D22/13, 14, 22; 248/530, 532, 538, 520; 43/21.2

[56] References Cited

U.S. PATENT DOCUMENTS

D. 187,276	2/1960	Poglein	D22/13
D. 228,901	10/1973	Galloway	D22/13
2,293,305	8/1942	Oldham .	
2,734,555	2/1956	Kroner	248/520
2,833,500	5/1958	Jones .	
3,033,503	5/1962	Wenderski .	

3,037,314	6/1962	Hardy .
3,139,252	6/1964	Mann .
3,154,274	10/1964	Hillcourt .
3,669,390	6/1972	Nielson .
3,956,846	5/1976	Kent .

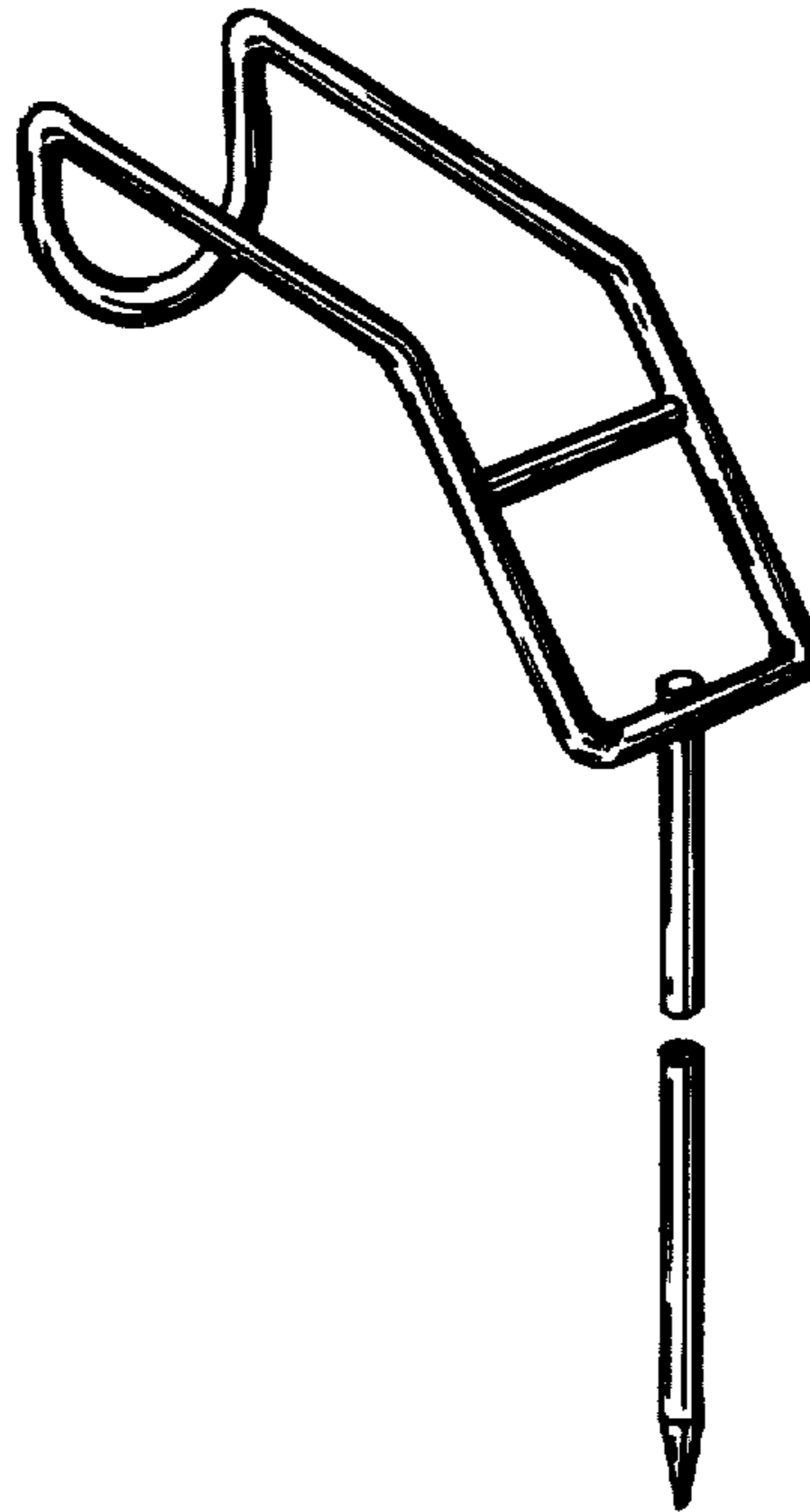
Primary Examiner—A. Hugo Word
Attorney, Agent, or Firm—Henderson & Sturm

[57] CLAIM

The ornamental design for a fishing pole holder or the like, substantially as shown and described.

DESCRIPTION

FIG. 1 is a perspective view of the fishing pole holder, or the like, showing my new design and having a portion of a lower rod portion thereof broken away; FIG. 2 is a top plan view thereof; FIG. 3 is a rear-elevational view thereof; FIG. 4 is a side-elevational view thereof, the opposite side being the same as the side shown; FIG. 5 is a front-elevational view thereof; and FIG. 6 is a bottom view thereof.



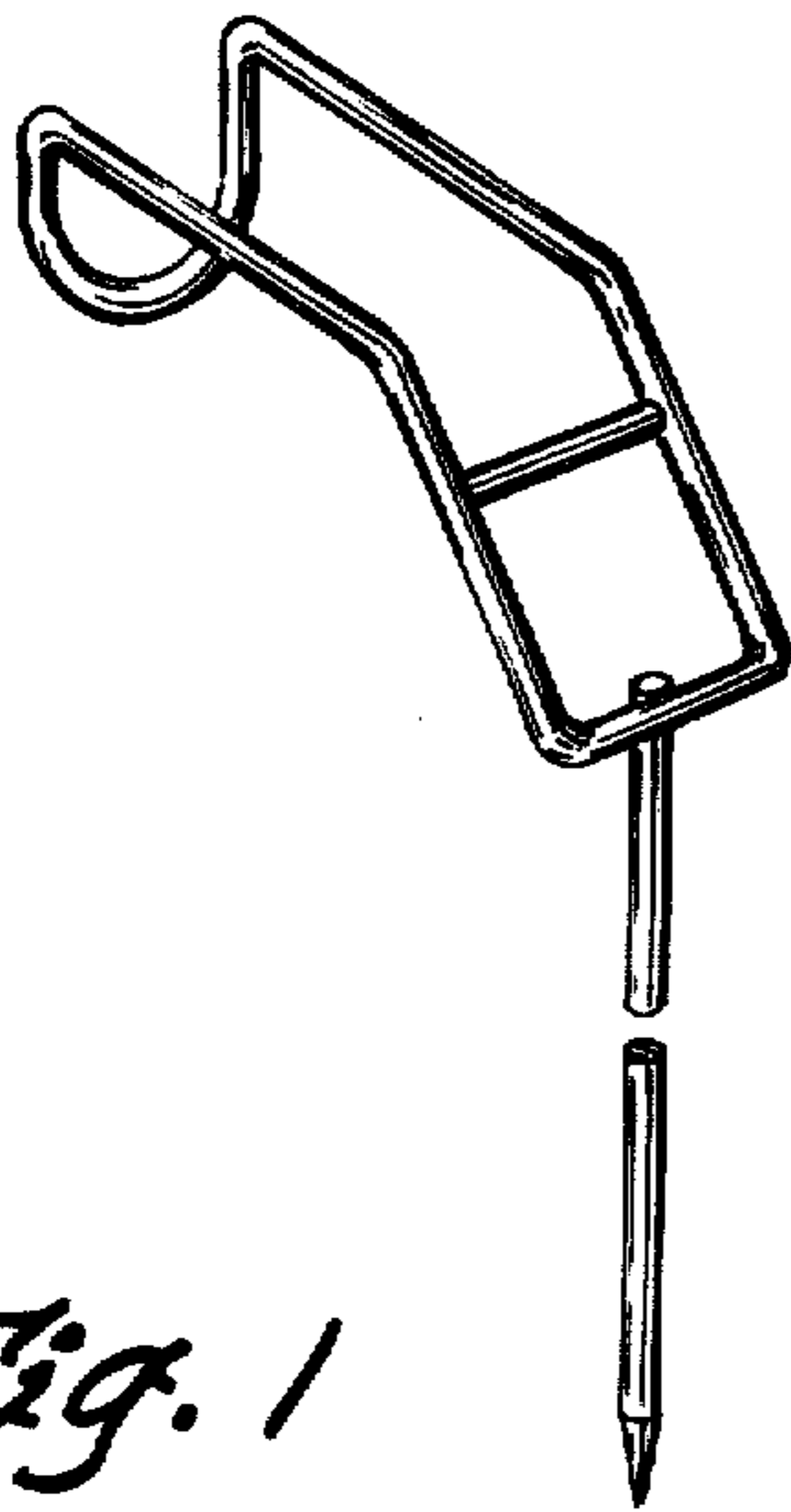


Fig. 1




Fig. 2




Fig. 3




Fig. 4

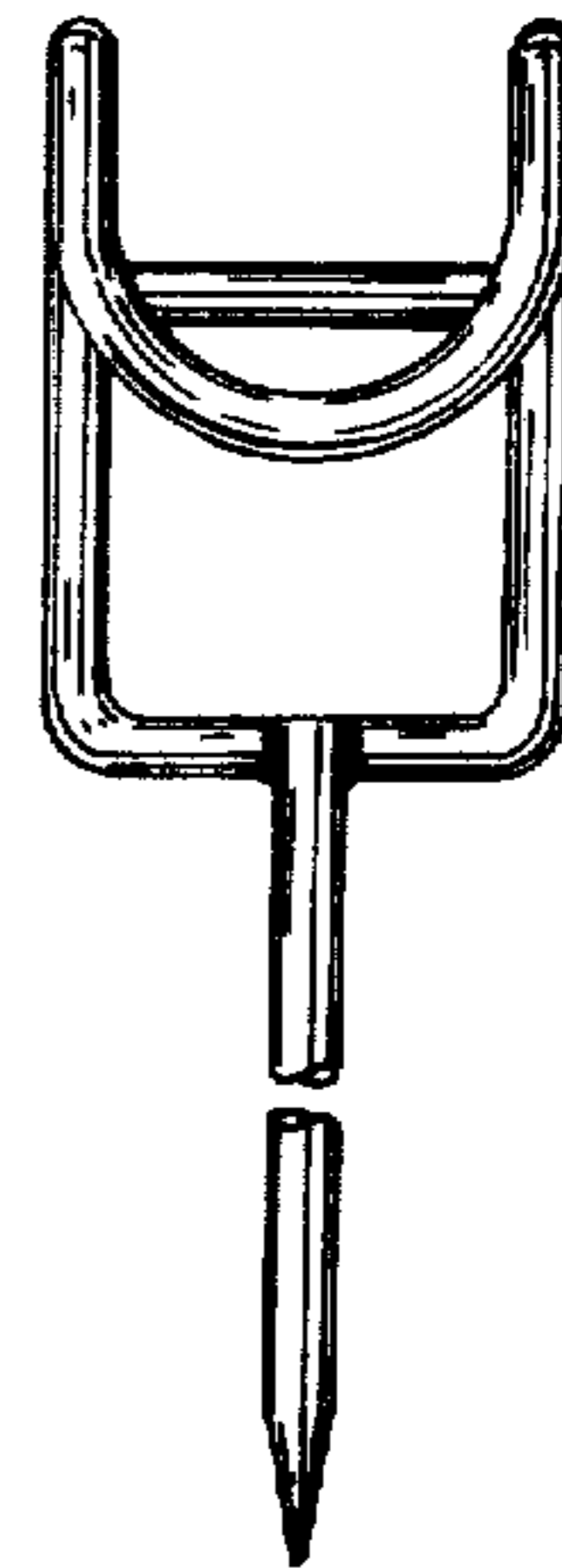


Fig. 5




Fig. 6