

[54] POCKET TELEPHONE DIALER

[75] Inventor: Warren E. Bosch, Beverly, N.J.

[73] Assignee: Product Dynamics, Ltd., Levittown, Pa.

[\*\*] Term: 14 Years

[21] Appl. No.: 269,219

[22] Filed: Jun. 2, 1981

[51] Int. Cl. .... D14-03

[52] U.S. Cl. .... D14/66; D18/12

[58] Field of Search ..... 179/90 K, 2 C, 100 D, 179/90 BB, 90 BS; D14/66, 53, 52; D18/12

[56] References Cited

U.S. PATENT DOCUMENTS

- D. 260,889 9/1981 McLean et al. .... D14/66
- D. 263,590 3/1982 Fukushima et al. .... D14/66
- D. 263,707 4/1982 Fukushima et al. .... D14/66

- D. 265,648 8/1982 Fukushima et al. .... D14/66
- D. 265,735 8/1982 Fukushima et al. .... D14/66
- 4,268,721 5/1981 Nelson et al. .... 179/2 C


Primary Examiner—Bernard Ansher  
Attorney, Agent, or Firm—Frederick A. Zoda; John J. Kane; Albert Sperry

[57] CLAIM

The ornamental design for a pocket telephone dialer, as shown and described.

DESCRIPTION

FIG. 1 is a perspective view of a pocket telephone dialer embodying the new design; FIG. 2 is a top plan view of the dialer shown in FIG. 1; FIG. 3 is a bottom plan view of the dialer shown in FIG. 1; FIG. 4 is an end elevational view of the dialer shown in FIG. 1; and FIG. 5 is a side elevational view of the dialer shown in FIG. 1.



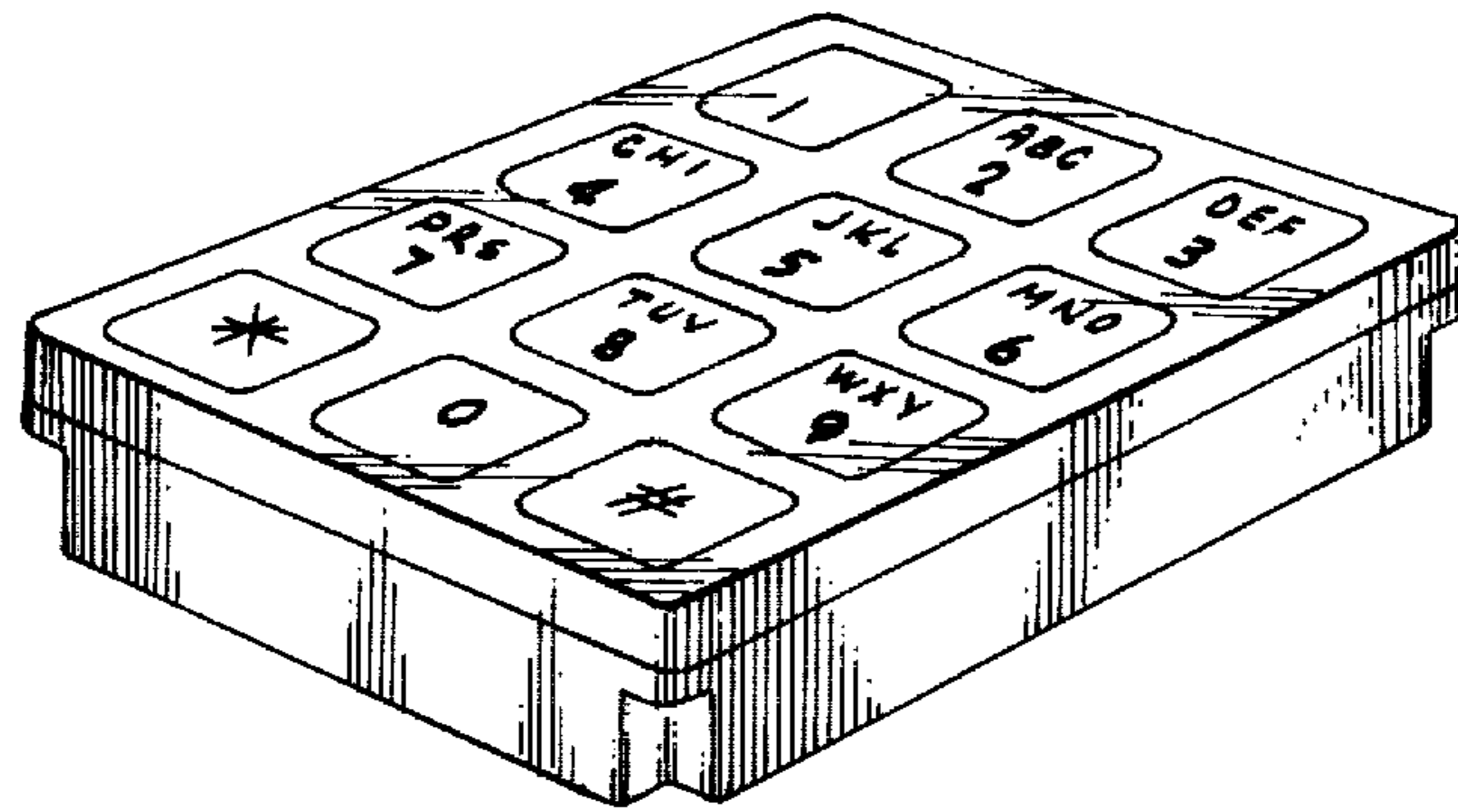


Fig. 1.




Fig. 2.

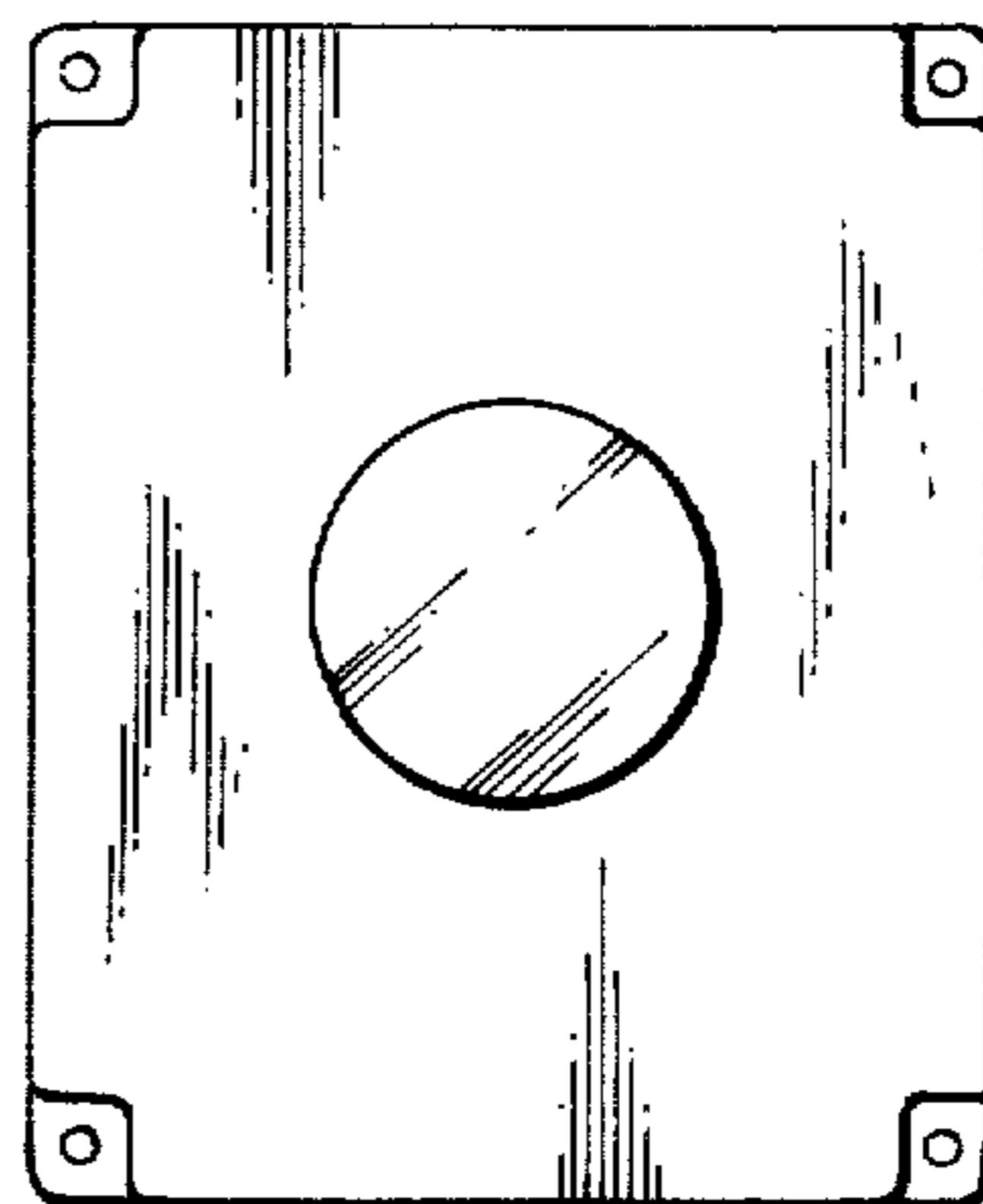


Fig. 3.

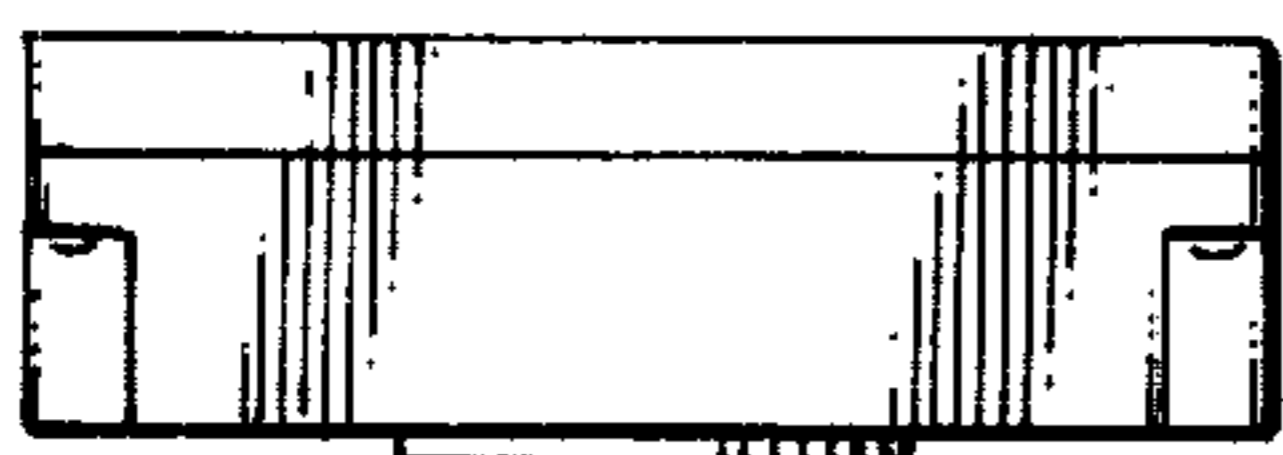


Fig. 4.




Fig. 5.