

[54] **SPOKED VEHICLE WHEEL**

[75] Inventor: **Ronald D. Retzlaff**, Anaheim, Calif.
[73] Assignee: **Tru-Spoke, Inc.**, Anaheim, Calif.
[**] Term: **14 Years**
[21] Appl. No.: **248,525**
[22] Filed: **Mar. 27, 1981**

[51] Int. Cl. **D12-16**
[52] U.S. Cl. **D12/205**
[58] Field of Search **D12/205; 301/9 S, 9 DP, 301/37 SS, 64 R, 64 SD, 65, 66, 67, 73, 74, 79**

[56] **References Cited**

U.S. PATENT DOCUMENTS

D. 170,464 9/1953 Jenkins, Jr. **D12/205**
2,746,806 5/1956 Jenkins, Jr. **301/37 SS**
2,757,974 8/1956 Lyon **301/37 SS**

OTHER PUBLICATIONS

Tire Review, 3/80, p. 69, Spoke Wheel, top left side of page.

Primary Examiner—James M. Gandy
Attorney, Agent, or Firm—Gerald L. Price

[57] **CLAIM**

The ornamental design for a spoked vehicle wheel, as shown and described.

DESCRIPTION

FIG. 1 is a front side elevational view of a spoked vehicle wheel showing my new design;
FIG. 2 is an end elevational view thereof;
FIG. 3 is a cross-sectional view taken on line 3—3 of FIG. 1 with the spokes shown in elevation it being understood that the rear spokes behind the plane of the section line 3—3 have been omitted for clarity of illustration.
FIG. 4 is a rear side elevational view thereof.


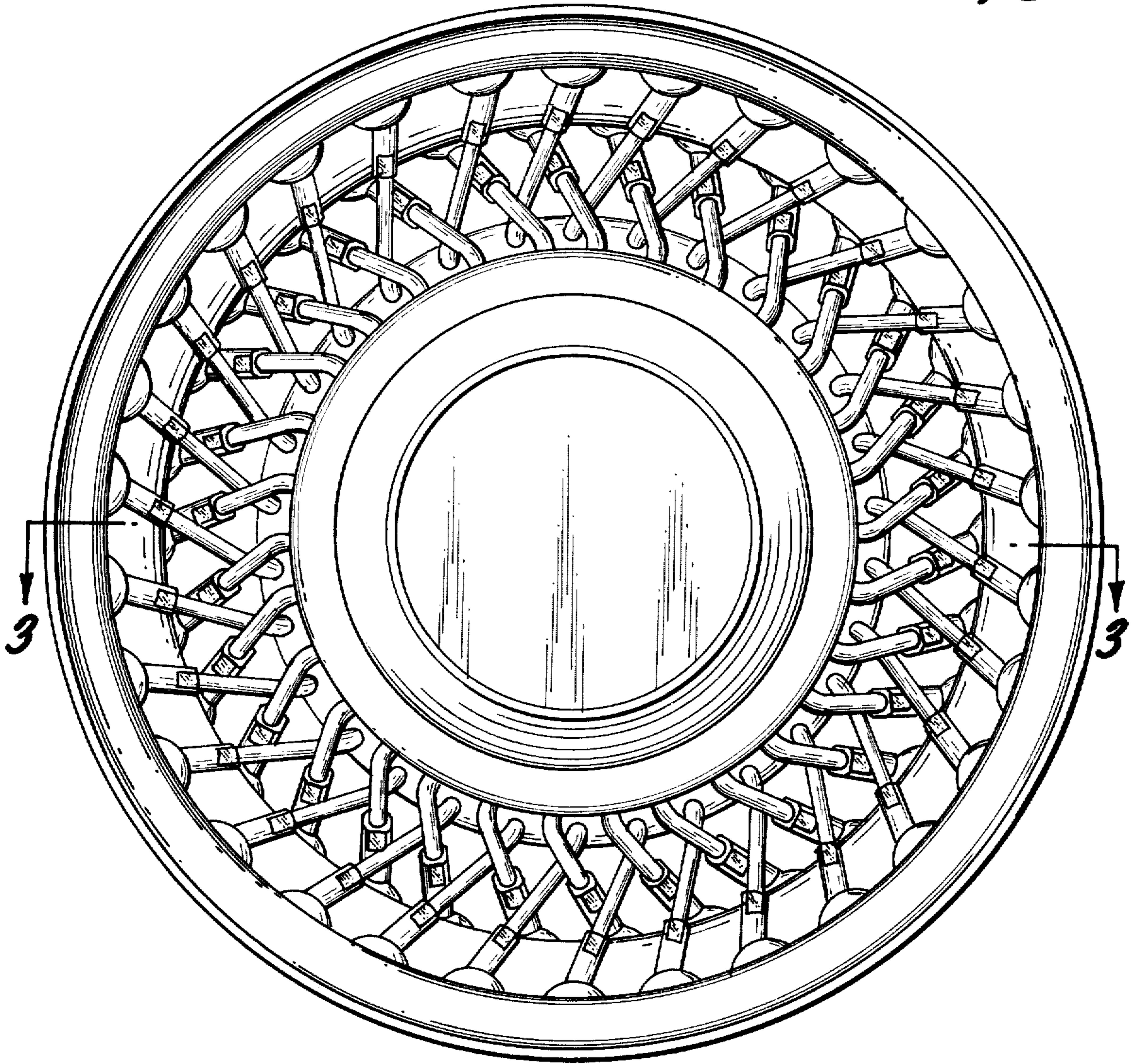


Fig. 1



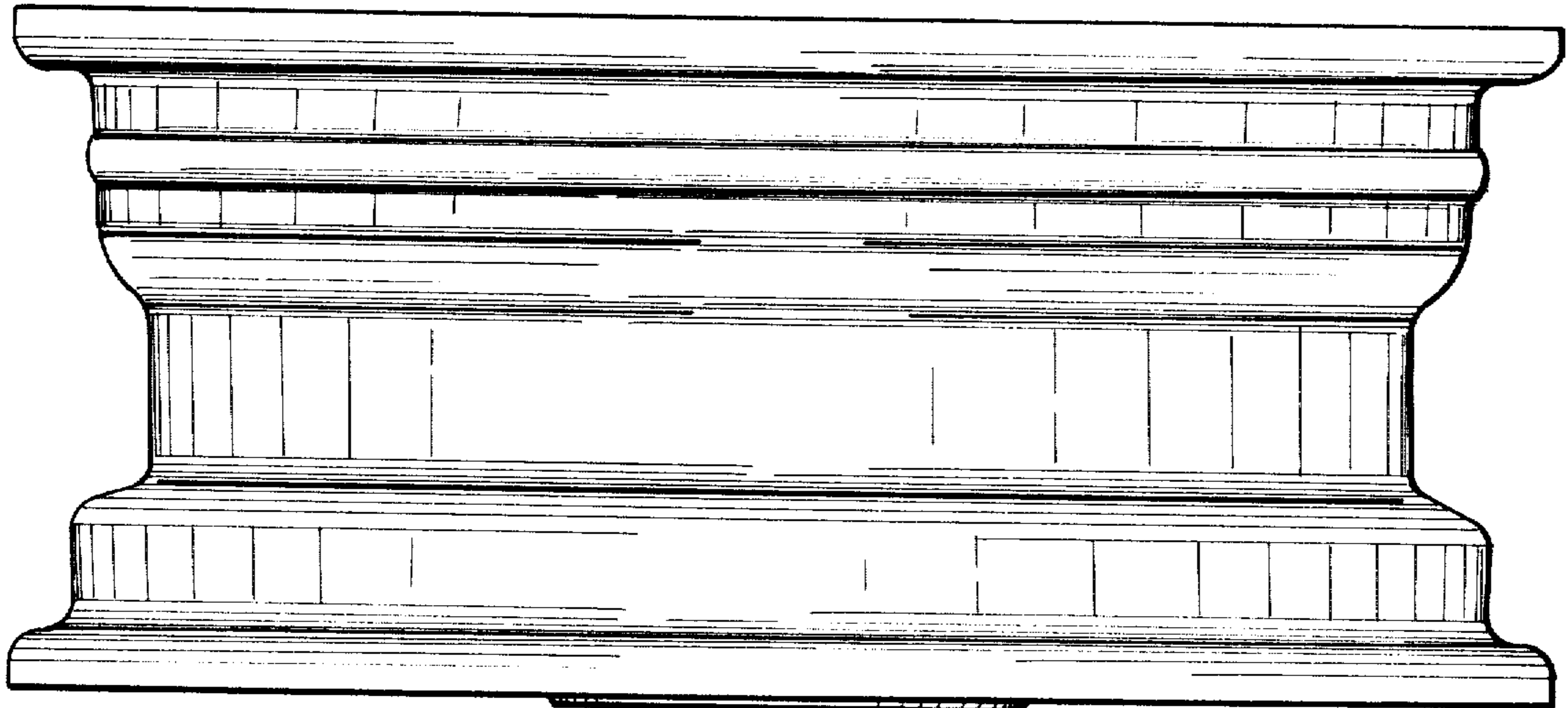


Fig. 2

Fig. 3

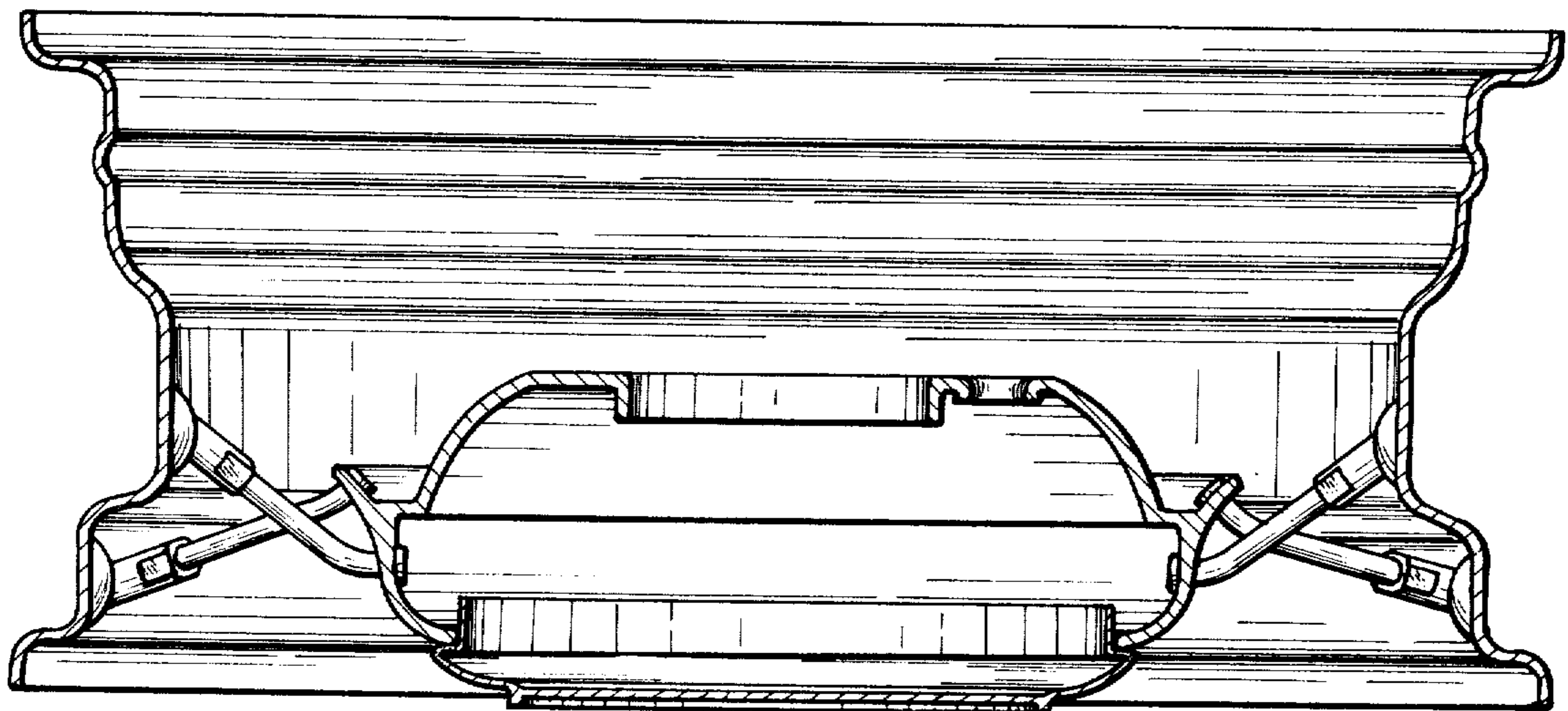


FIG. 4

