

[54] FINGER RING

[76] Inventor: Adam H. Chaumont, 438 Main St., Liberty, Tex. 77575

[\*\*] Term: 14 Years

[21] Appl. No.: 257,173

[22] Filed: Apr. 24, 1981

[51] Int. Cl. .... D11-01

[52] U.S. Cl. .... D11/36; D11/76

[58] Field of Search ..... D11/1-4, D11/26-39, 90-92, 76; 63/1 R-2, 26-28, 15-15.8

[56] References Cited

U.S. PATENT DOCUMENTS

- D. 45,312 2/1914 Schaefer ..... D11/35
- D. 56,391 10/1920 Suderov ..... D11/36 X
- D. 76,691 10/1928 Lee ..... D11/35
- D. 190,514 6/1961 Doering ..... D11/92
- D. 216,220 12/1969 Hamin ..... D11/30 X
- D. 244,766 6/1977 Powell ..... D11/33 X
- D. 248,286 6/1978 Barr ..... D11/33 X

OTHER PUBLICATIONS

*The House of Camelot, Inc. Flyer-Ring No. 1001 at upper right.*



*Primary Examiner—Louis S. Zarfes  
Attorney, Agent, or Firm—Fleit, Jacobson & Cohn*

[57] CLAIM

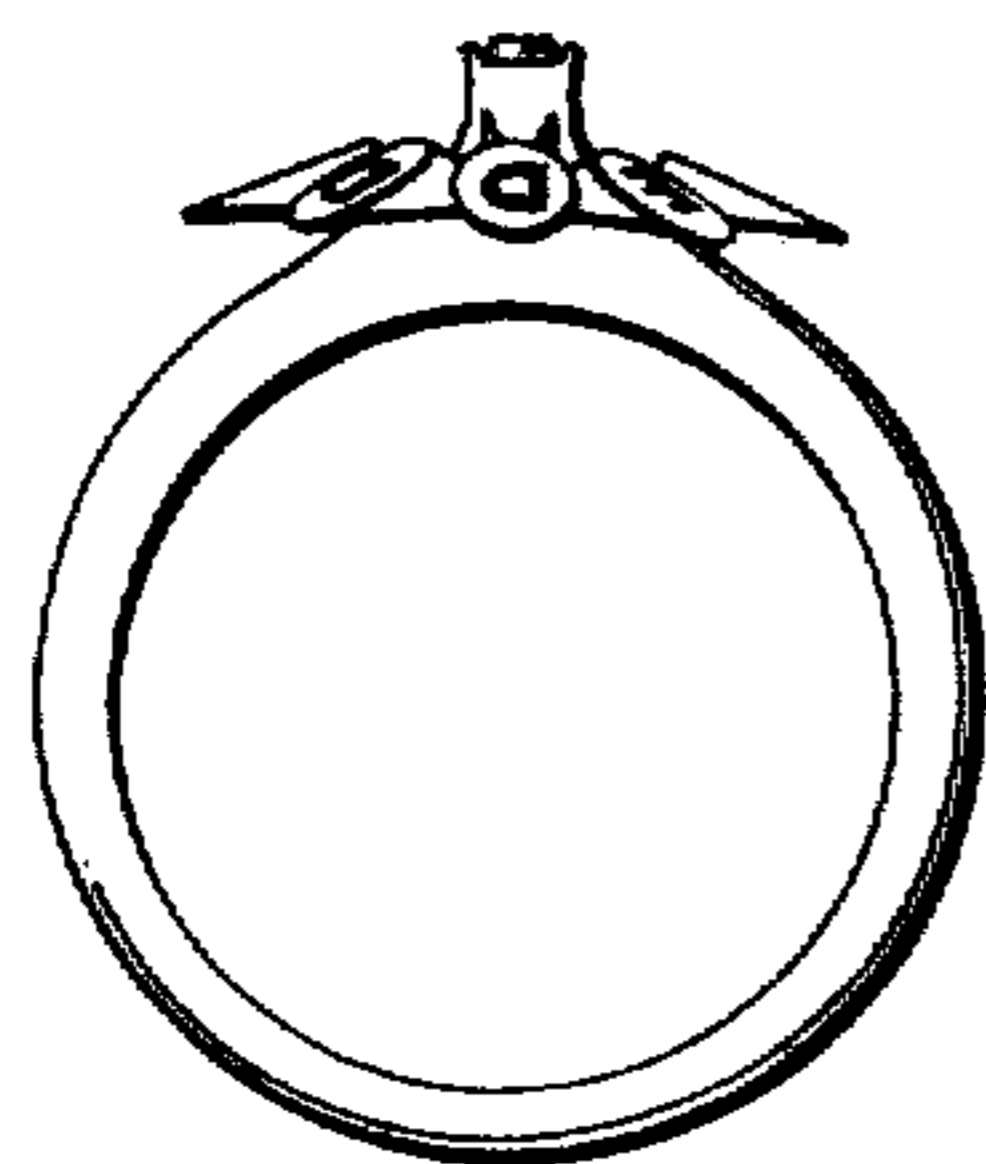
The ornamental design for a finger ring, substantially as shown and described.

DESCRIPTION

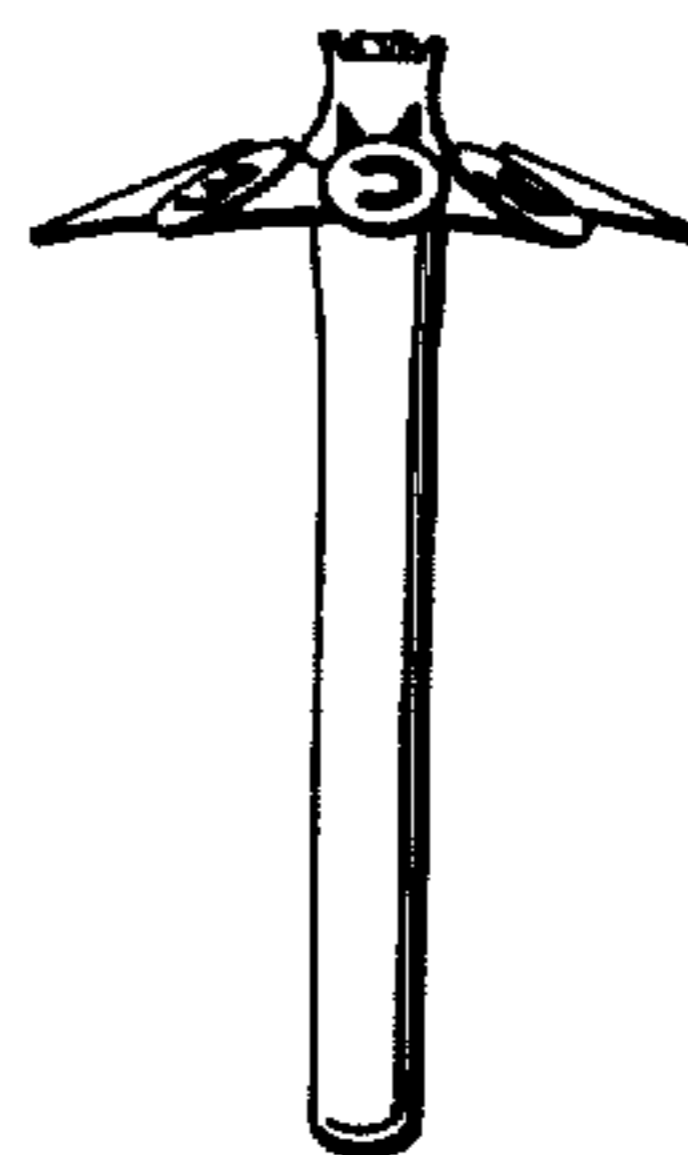
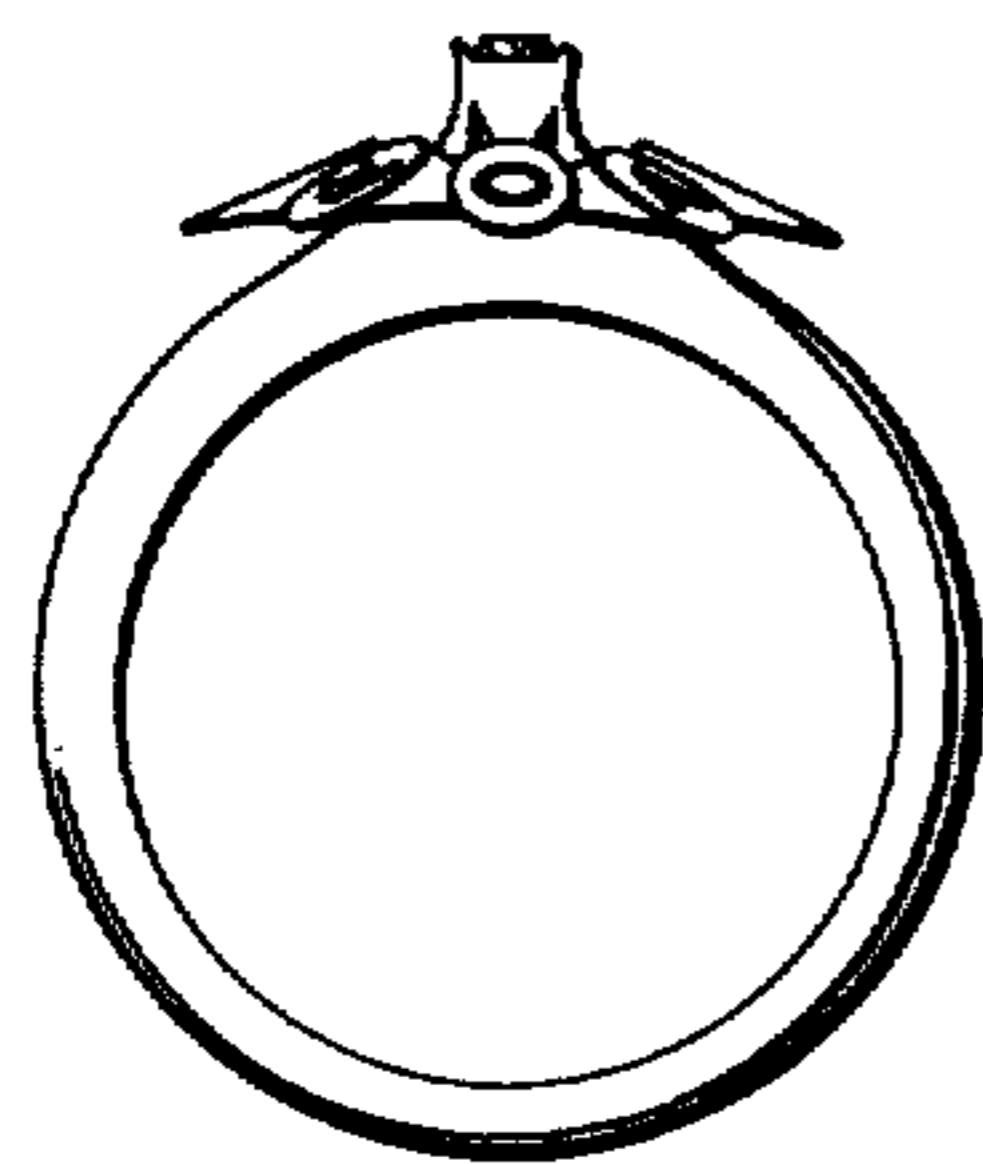
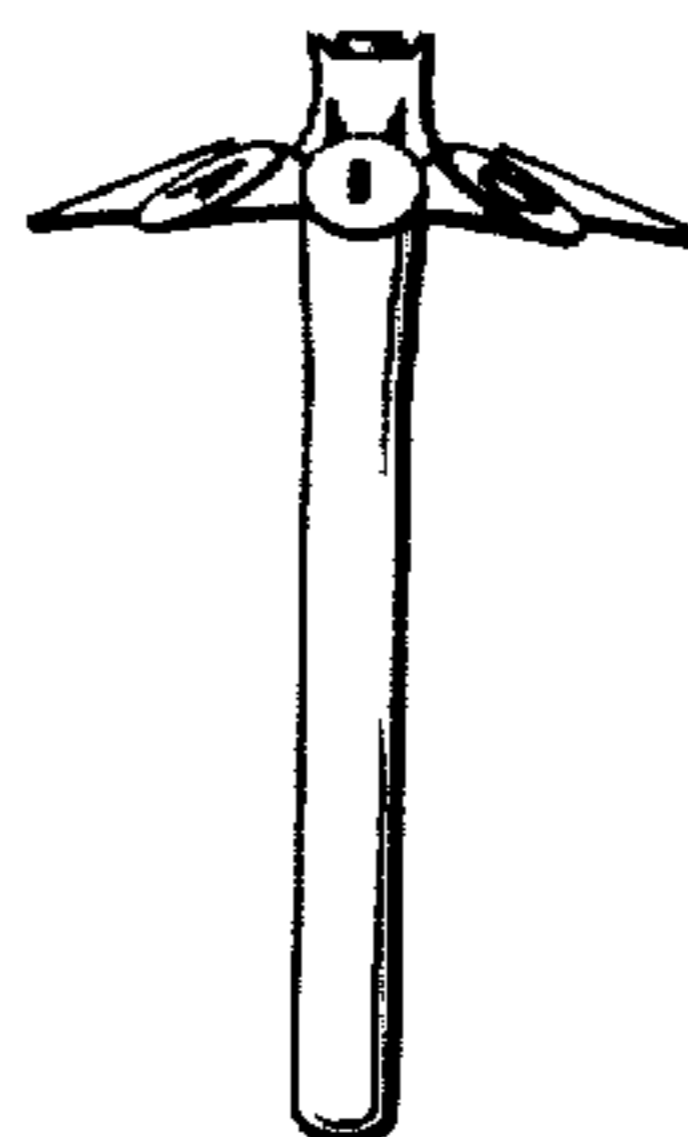
FIG. 1 is a front elevational view of a finger ring showing my new design;  
 FIG. 2 is a left side elevational view of the finger ring illustrated in FIG. 1;  
 FIG. 3 is a rear elevational view of the finger ring illustrated in FIG. 1;  
 FIG. 4 is a right side elevational view of the finger ring illustrated in FIG. 1;  
 FIG. 5 is a top plan view of the finger ring illustrated in FIG. 1; and  
 FIG. 6 is a bottom elevational view of the finger ring illustrated in FIG. 1.



**FIG. 1**





**FIG. 2**



**FIG. 3**

**FIG. 4**



**FIG. 5**

**FIG. 6**