

[54] COMBINED CABLE CHANNEL CUTTING TOOL AND REMOVABLE CABLE GUIDE FOR FIREWALL LEAD-IN

[75] Inventors: Bengt E. Legerius, Nyköping; Hans W. Siebert, Oxelösund, both of Sweden

[73] Assignee: Telefonaktiebolaget L M Ericsson, Stockholm, Sweden

[\*\*] Term: 14 Years

[21] Appl. No.: 184,230

[22] Filed: Sep. 5, 1980

[30] Foreign Application Priority Data

Mar. 14, 1980 [SE] Sweden ..... 8000053

[51] Int. Cl. .... D8-05; D13-3

[52] U.S. Cl. .... D8/14; D13/13

[58] Field of Search ..... D13/13, 12; D8/14; 174/5 R, 10, 13, 38, 39, 48, 68 R, 68 C, 73 R, 74 R, 74 A, 76, 77, 82, 93, 96, 98, 101; 138/111, 112, 113, 149, 108

[56] References Cited

U.S. PATENT DOCUMENTS

247,207 9/1881 Mershon ..... 174/96  
D. 249,223 9/1978 Holden ..... D8/14

D. 257,211 10/1980 Lööf et al. .... D8/14  
2,805,461 9/1957 Webb ..... 408/204  
3,208,542 9/1965 Fisher ..... 408/204 X  
3,240,233 3/1966 Johnston ..... 138/108  
3,855,413 12/1974 Baillie ..... 174/48  
4,245,445 1/1981 Heinen ..... 174/48  
4,302,917 12/1981 Fermvik et al. .... 52/221


Primary Examiner—Susan J. Lucas  
Attorney, Agent, or Firm—Hane, Roberts, Spiezens & Cohen

[57] CLAIM

The ornamental design for a combined cable channel cutting tool and removable cable guide for firewall lead-in, as shown.

DESCRIPTION

FIG. 1 is a perspective view of one side of the combined cable channel cutting tool and removable cable guide for firewall lead-in showing our design;  
FIG. 2 is a perspective view of the other side of the combined cable channel cutting tool and removed cable guide for firewall lead-in;  
FIG. 3 is an elevational view of one side of the combined cable channel cutting tool and removable cable guide for firewall lead-in; and  
FIG. 4 is an end view of the combined cable channel cutting tool and removable cable guide for firewall lead-in.



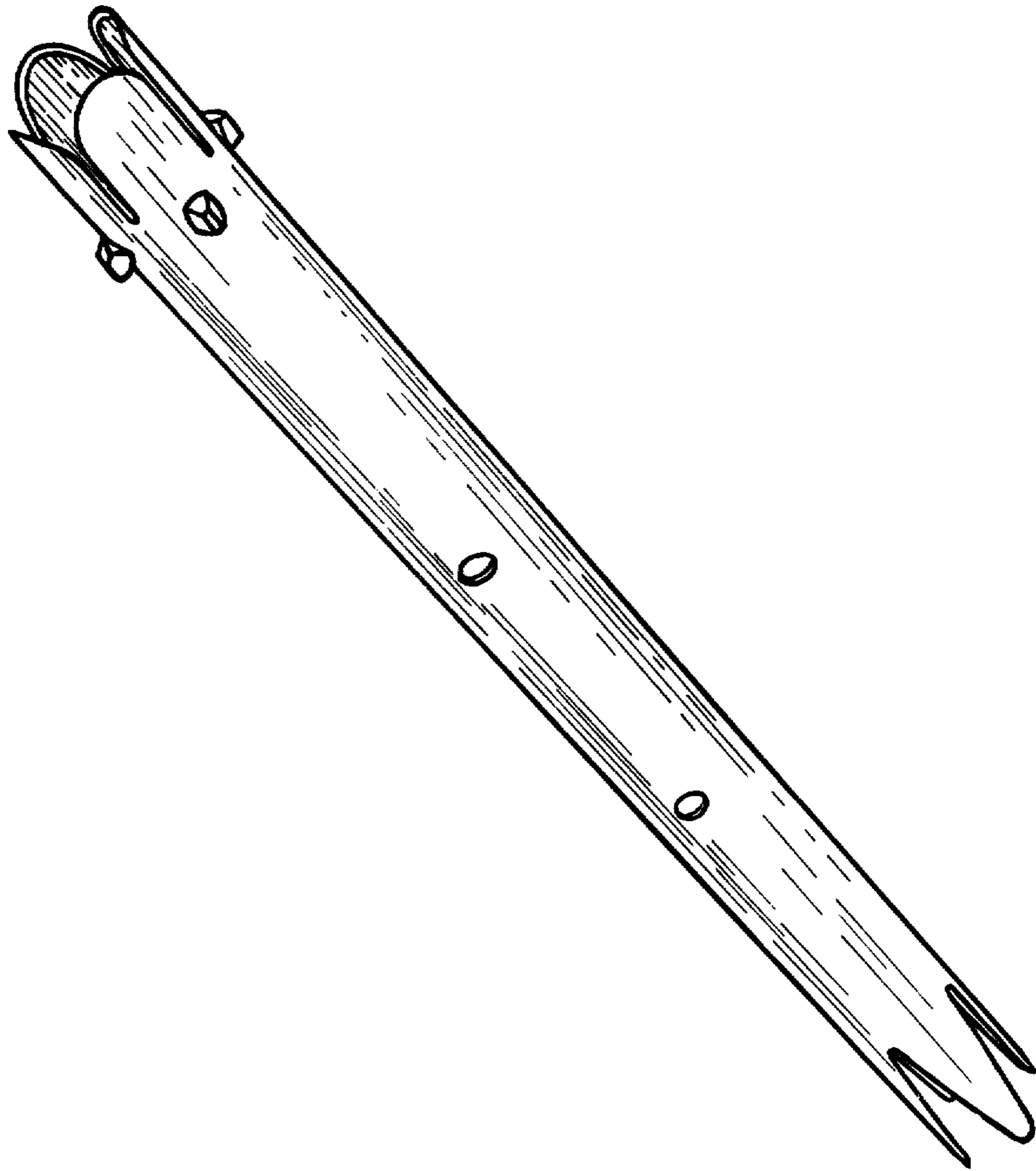


FIG. 1




FIG.2




FIG 3

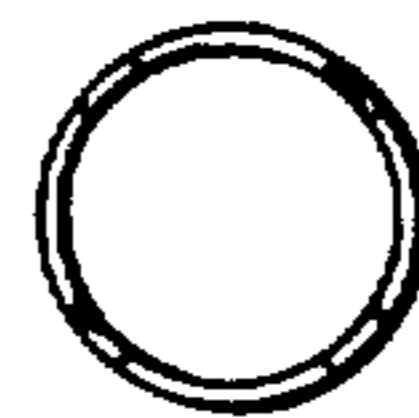


FIG 4