

[54] ROLLER CATALOG CASE
[76] Inventor: Dennis A. DiDonna, 435 Mola Ave., Fort Lauderdale, Fla. 33301

3,946,839 3/1976 Butler 190/18 A
4,087,102 5/1978 Sprague 190/18 A
4,311,222 1/1982 Castainer 190/18 A

[**] Term: 14 Years

Primary Examiner—George P. Word
Attorney, Agent, or Firm—Oltman and Flynn

[21] Appl. No.: 321,454

[57] CLAIM

[22] Filed: Nov. 16, 1981

The ornamental design for a roller catalog case, as shown and described.

[51] Int. Cl. D3—01

[52] U.S. Cl. D3/76; D3/72; D34/25

[58] Field of Search D3/30.1, 70, 71-73, D3/76; D34/24, 25; 190/18 R, 18 A, 16, 48, 41 R; D7/77; 280/47.26, 645, 652

DESCRIPTION

FIG. 1 is a front elevational view of a roller catalog case showing my new design with the extendable handle in the partially covered retracted position; FIG. 2 is a top plan view thereof; FIG. 3 is a bottom plan view thereof; FIG. 4 is a rear elevational view thereof; FIG. 5 is a left side elevational view thereof; FIG. 6 is a front elevational view thereof with the handle extended; and FIG. 7 is a right side elevational view of FIG. 6 in a slightly tilted position for rolling.

[56] References Cited

U.S. PATENT DOCUMENTS

D. 108,254 2/1938 Wheary D3/76
D. 189,711 1/1961 Mayer D3/76
D. 265,723 8/1982 Rosenthal D3/72
3,086,630 4/1963 Wolf 190/48




FIG. 1




FIG. 2

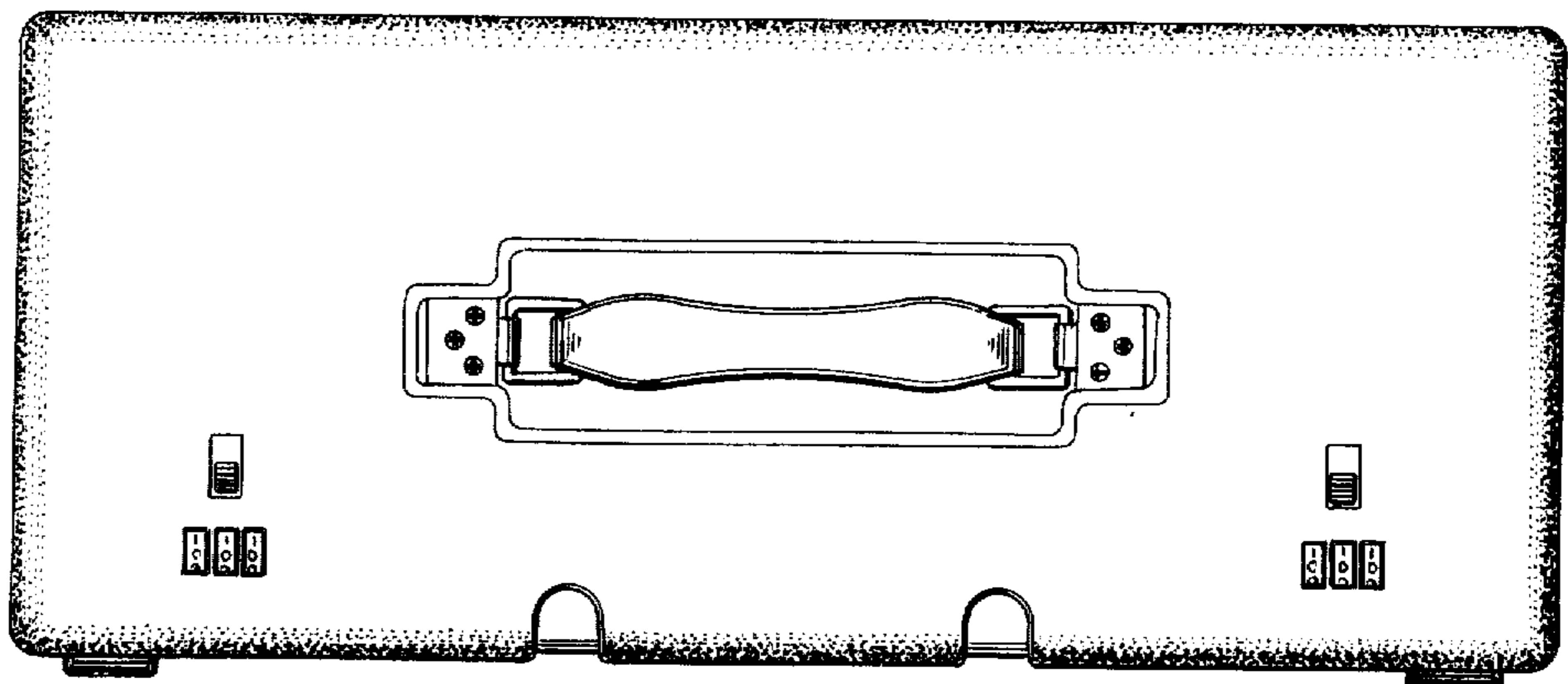
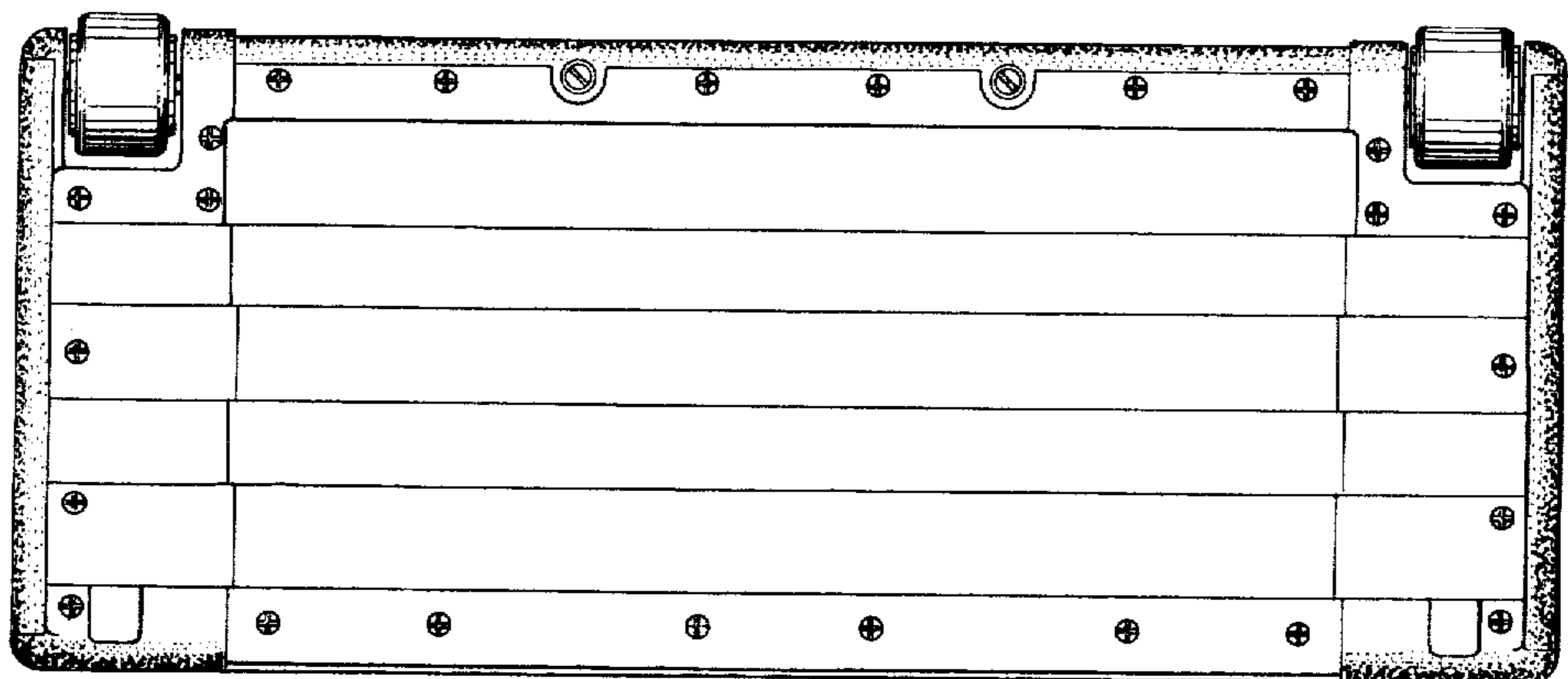


FIG. 3



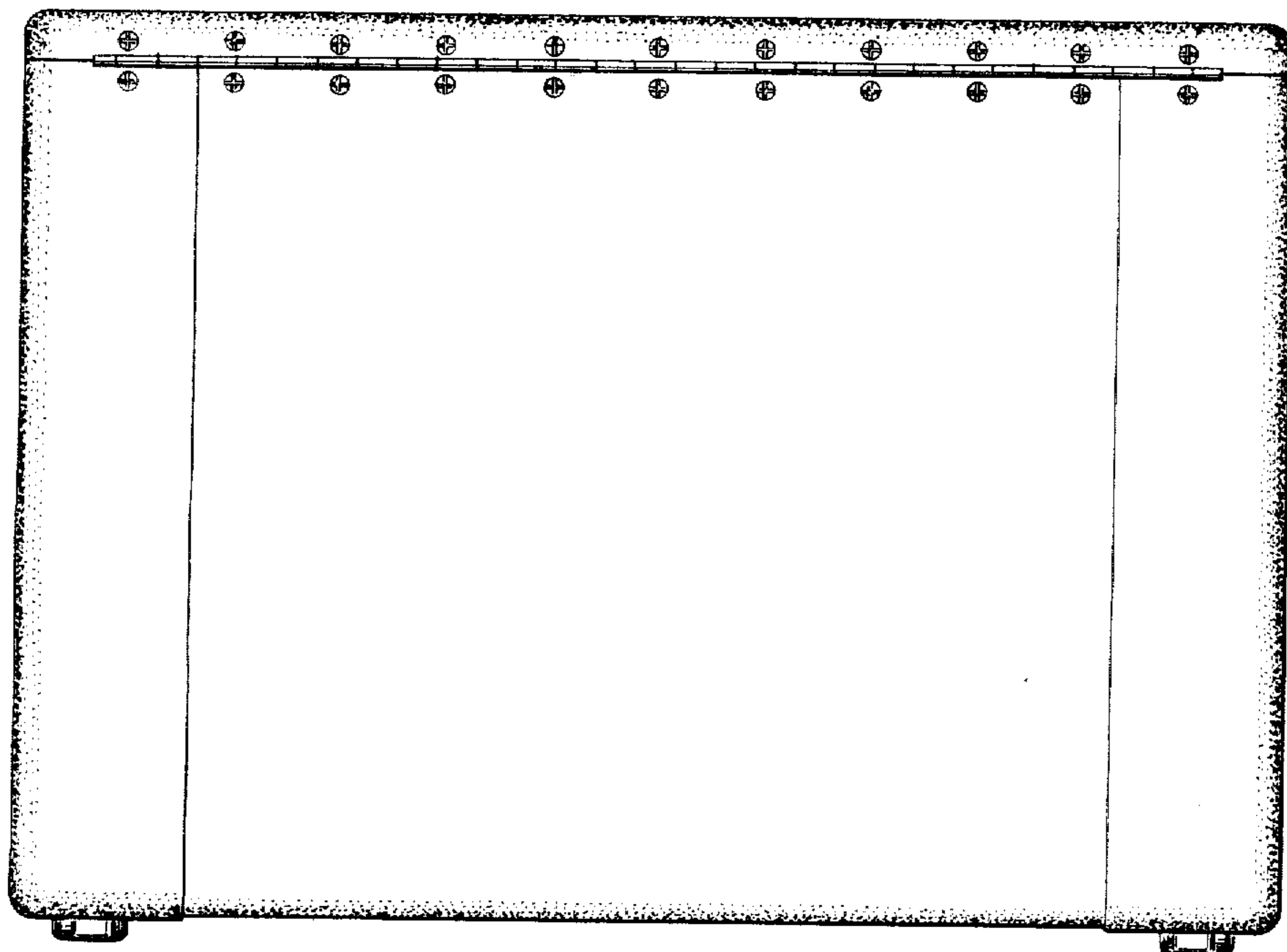


FIG. 4




FIG. 5

FIG. 6

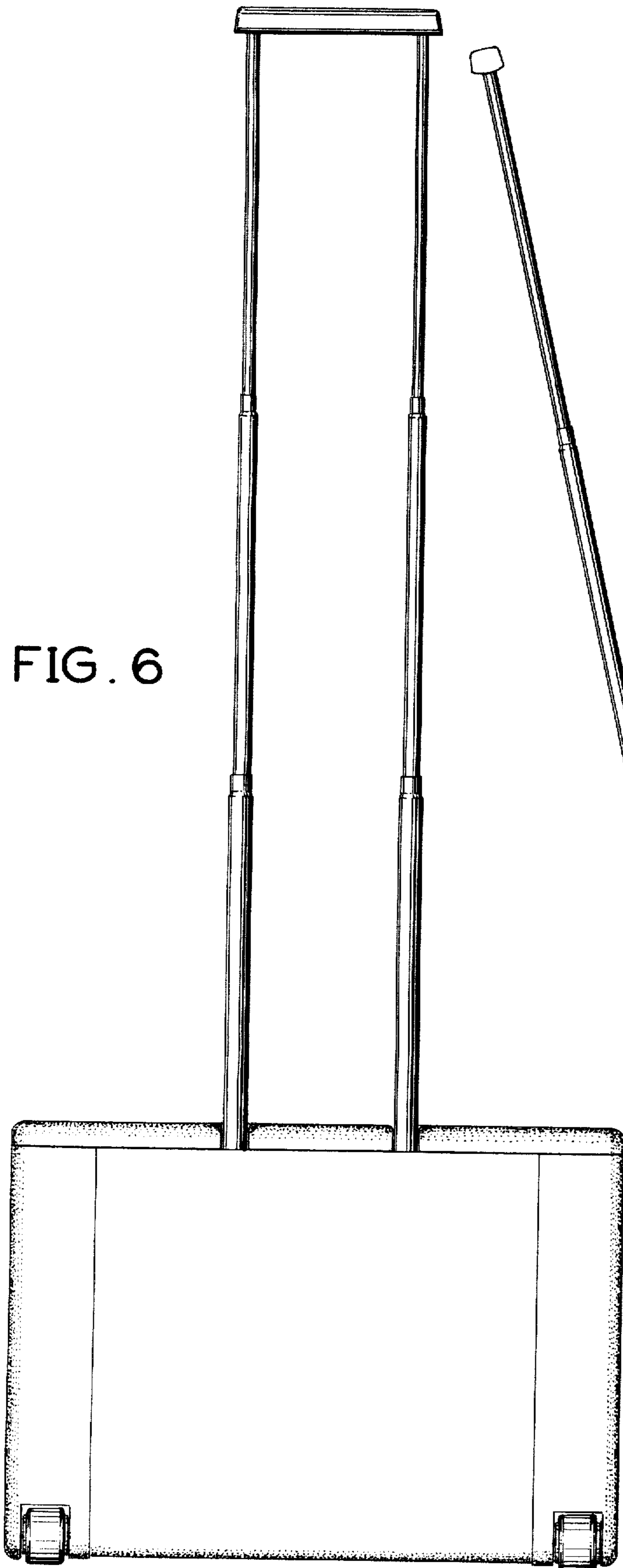


FIG. 7

