

[54] COMBINED HEADBAND AND NOSEPIECE OR SIMILAR ARTICLE

2,924,217 2/1960 Regel et al. 128/201.18
3,346,875 10/1967 Weisberger D2/234 X

[76] Inventor: Geri Lutzker, 5 Saxony Dr., Oakhurst, N.J. 07755

Primary Examiner—Joel Stearman
Assistant Examiner—Carmen H. Vales
Attorney, Agent, or Firm—Charles E. Temko

[**] Term: 14 Years

[21] Appl. No.: 230,659

[57] CLAIM

[22] Filed: Feb. 2, 1981

The ornamental design for a combined headband and nosepiece or similar article, substantially as shown and described.

[51] Int. Cl. D02-03

DESCRIPTION

[52] U.S. Cl. D2/230; D2/234; D2/241; D2/253

FIG. 1 is a perspective view of a combined headband and nosepiece or similar article showing my new design;

[58] Field of Search D2/230, 231, 232, 234, D2/241, 253, 247; 2/171, 67, DIG. 11, 9; D21/238; D24/99; 128/201.18

FIG. 2 is an enlarged front elevational view in folded condition;

[56] References Cited

U.S. PATENT DOCUMENTS

- D. 167,193 7/1952 Bruce D2/234
- D. 234,236 2/1975 Miller et al. D2/247
- D. 263,092 2/1982 Fay D2/241 X

FIG. 3 is a rear elevational view thereof;

FIG. 4 is a top plan view thereof;

FIG. 5 is a side elevational view, the opposite side being a mirror image thereof; and

FIG. 6 is a bottom plan view thereof.

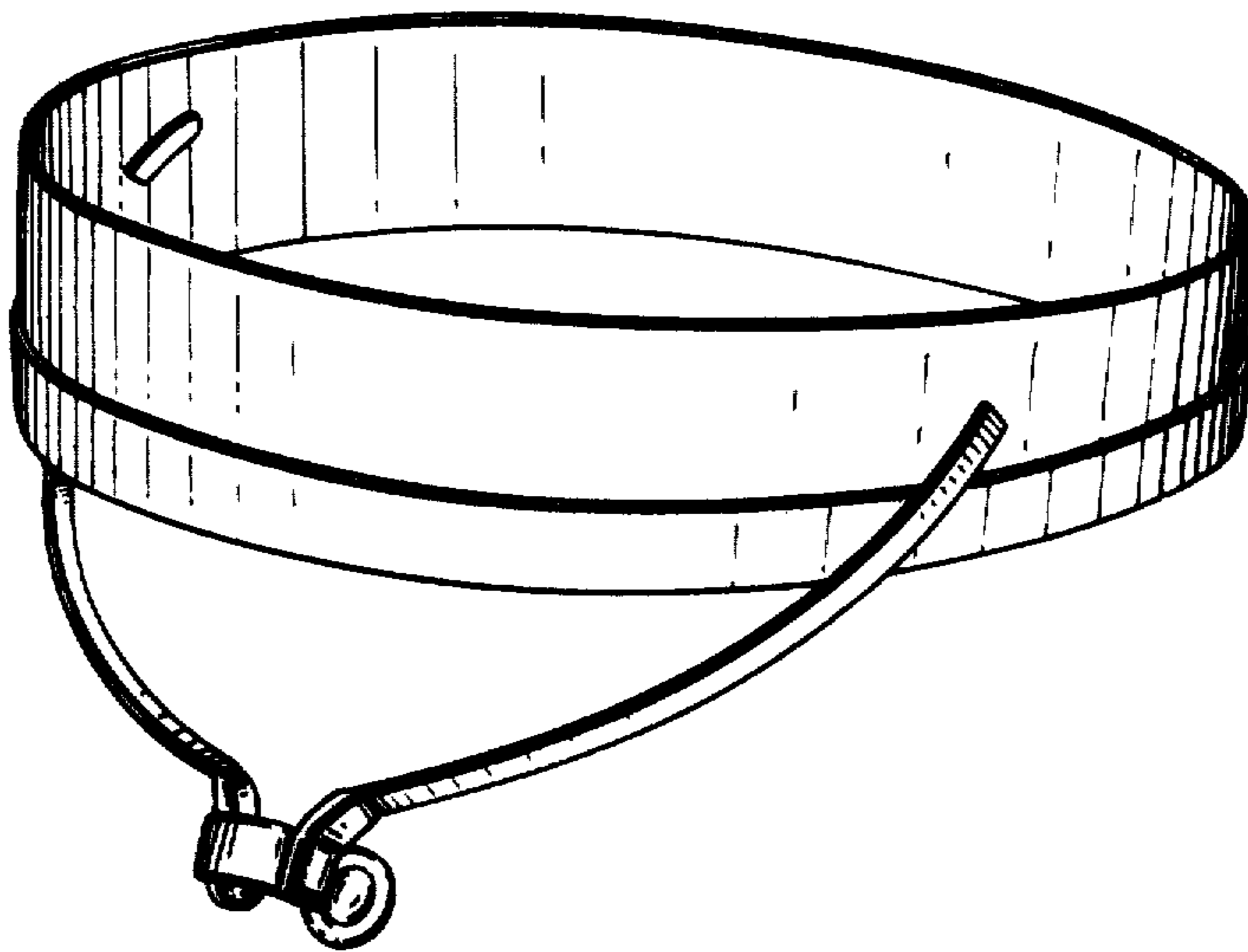


FIG. 1

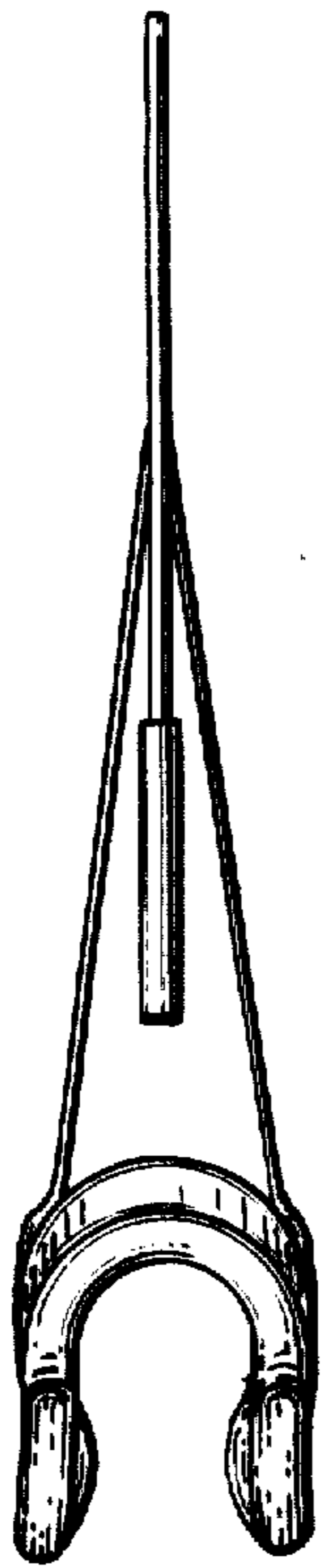
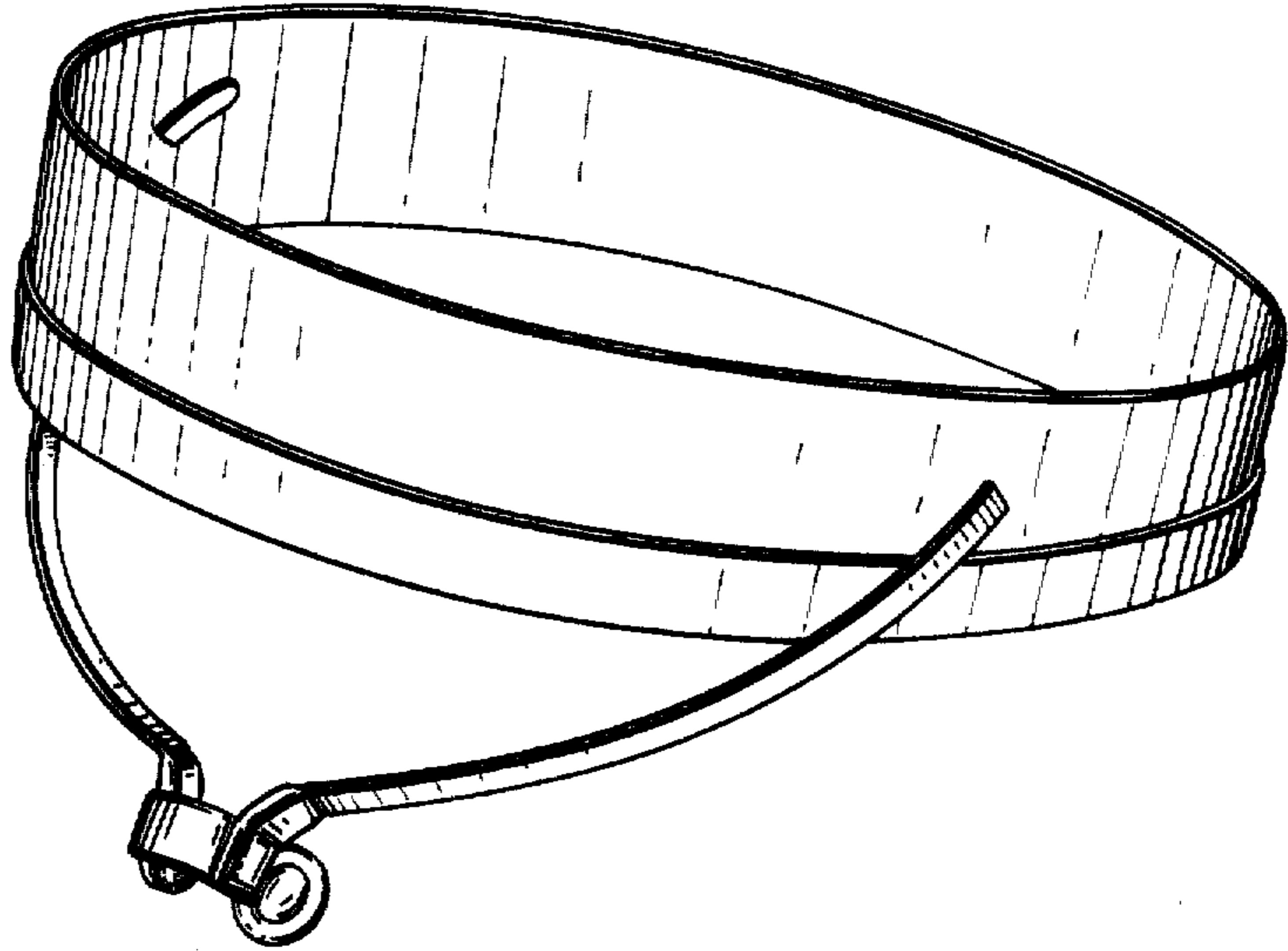


FIG. 2

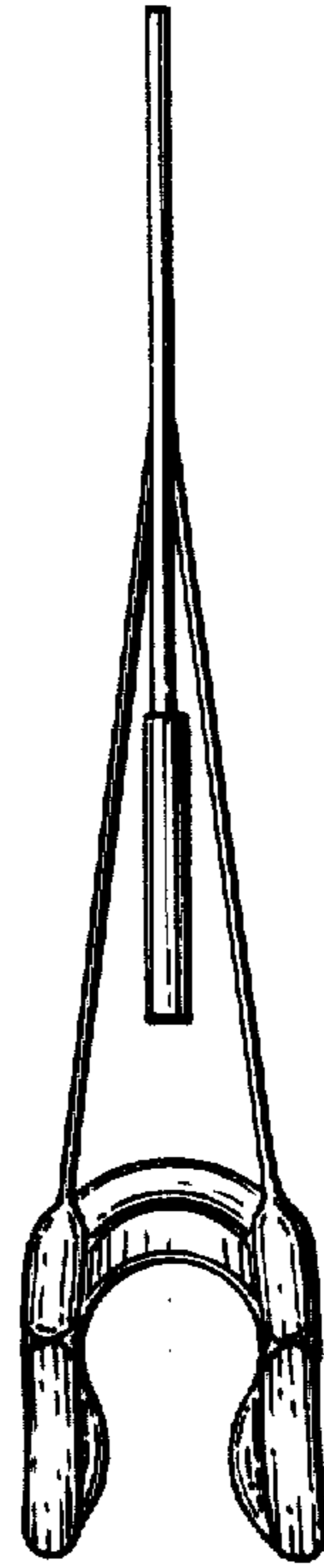


FIG. 3

