

[54] **DETACHABLE TOP MOUNT BASE FOR MOUNTING A TELESCOPIC PISTOL SIGHT**

[75] Inventor: Cecil J. Ross, El Paso, Tex.

[73] Assignee: W. R. Weaver Company, El Paso, Tex.

[\*\*] Term: 14 Years

[21] Appl. No.: 282,677

[22] Filed: Jul. 13, 1981

[51] Int. Cl. .... D22-01

[52] U.S. Cl. .... D22/7

[58] Field of Search ..... D22/7, 8; 248/205.1; 33/233, 247

[56] **References Cited**

**U.S. PATENT DOCUMENTS**

- D. 216,014 11/1969 Dupont ..... D22/7
- D. 252,764 8/1979 Korzeniewski ..... D22/8
- 3,406,455 10/1968 Akin, Jr. .... 248/205.1

*Primary Examiner*—A. Hugo Word  
*Attorney, Agent, or Firm*—Ralph D'Alessandro; Donald F. Clements; Thomas P. O'Day


[57] **CLAIM**

The ornamental design for a detachable top mount base for mounting a telescopic pistol sight, as shown and described.

**DESCRIPTION**


FIG. 1 is a perspective view of the mount base; FIG. 2 is a rear elevational view; FIG. 3 is a front elevational view; FIG. 4 is a left side elevational view; FIG. 5 is a top elevational view; FIG. 6 is a right side view; and FIG. 7 is a bottom plan view.

The broken lines in FIG. 6 are not part of the design of the article sought to be patented, but show the manner in which a telescopic pistol sight is carried by the mount of this invention and the manner in which the mount is carried by a pistol frame.

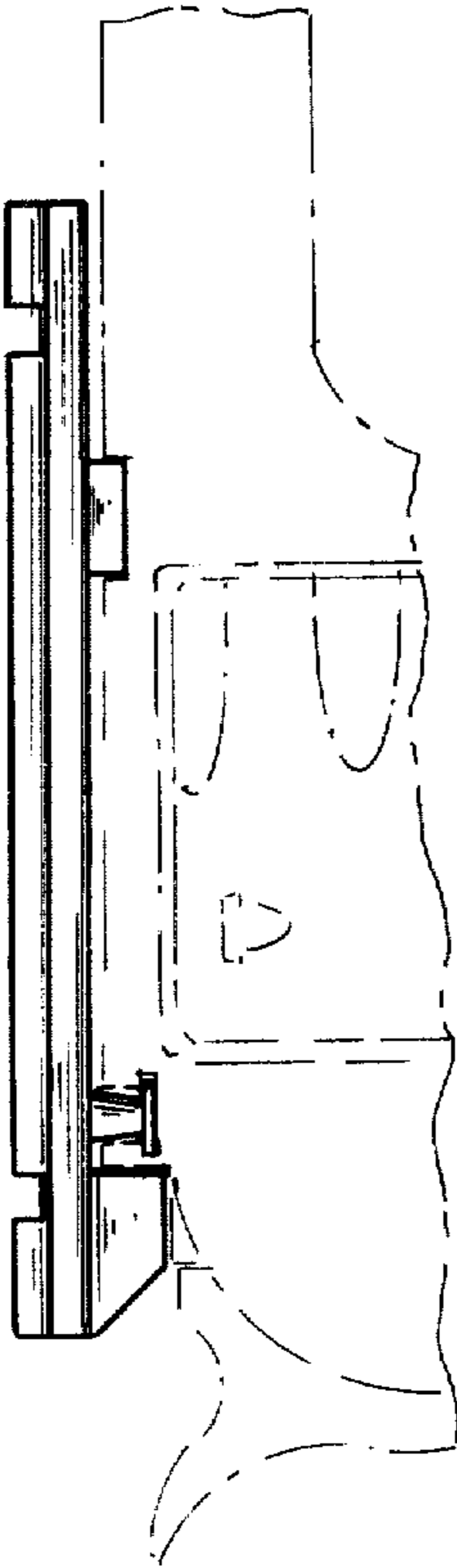




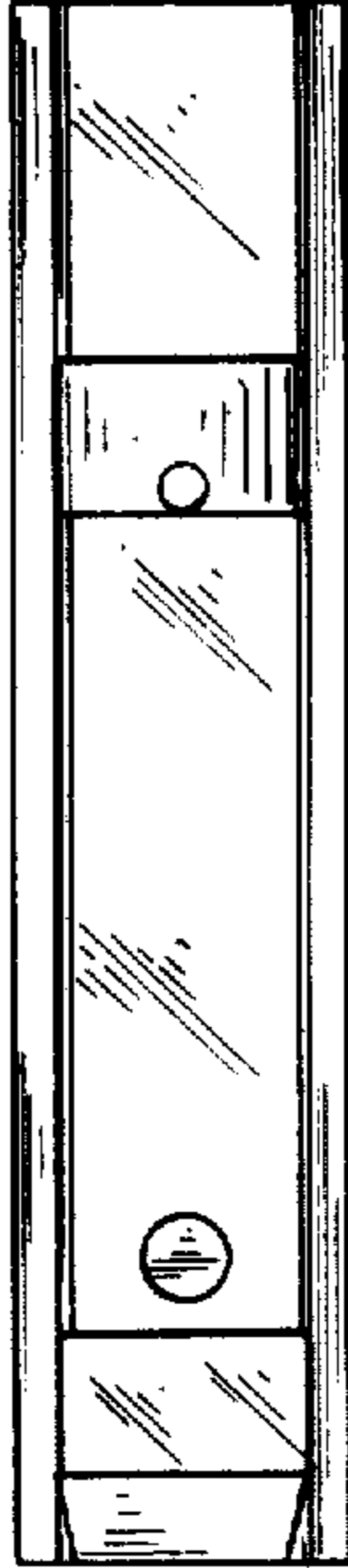
*FIG-4*




*FIG-5*




*FIG-6*



*FIG-7*



*FIG-1*



*FIG-2*



*FIG-3*