

[54] **COMBINED MUSIC BOX AND LIGHT CONTROLLER**

[75] **Inventor:** Seymour Cohen, Wantagh, N.Y.

[73] **Assignee:** Calfax, Inc., New York, N.Y.

[**] **Term:** 14 Years

[21] **Appl. No.:** 208,149

[22] **Filed:** Nov. 19, 1980

[51] **Int. Cl.** D13—03; D17—05

[52] **U.S. Cl.** D13/40; D9/307;
 D9/334; D17/24

[58] **Field of Search** D17/24, 99; 84/404,
 84/94 C, 95 C; D13/12, 32, 40, 41, 99; 174/50,
 52; 361/331, 332, 380, 390, 334; D3/66;
 D9/307, 328, 330, 334; D11/184, 125; 340/331,
 384 E

[56] **References Cited**

U.S. PATENT DOCUMENTS

D. 80,811	3/1930	Schleicher	D9/334
D. 207,638	5/1967	Clement, Jr.	D13/41
D. 244,749	6/1977	Hodges	D9/334
2,104,547	1/1938	Perseguiti	D11/125 X
2,584,254	2/1952	Brodbeck	D11/125 X
2,757,633	8/1956	Roseman	84/404 X
2,878,424	3/1959	Barker	340/331 X
3,748,488	7/1973	Davis, Jr.	340/331 X

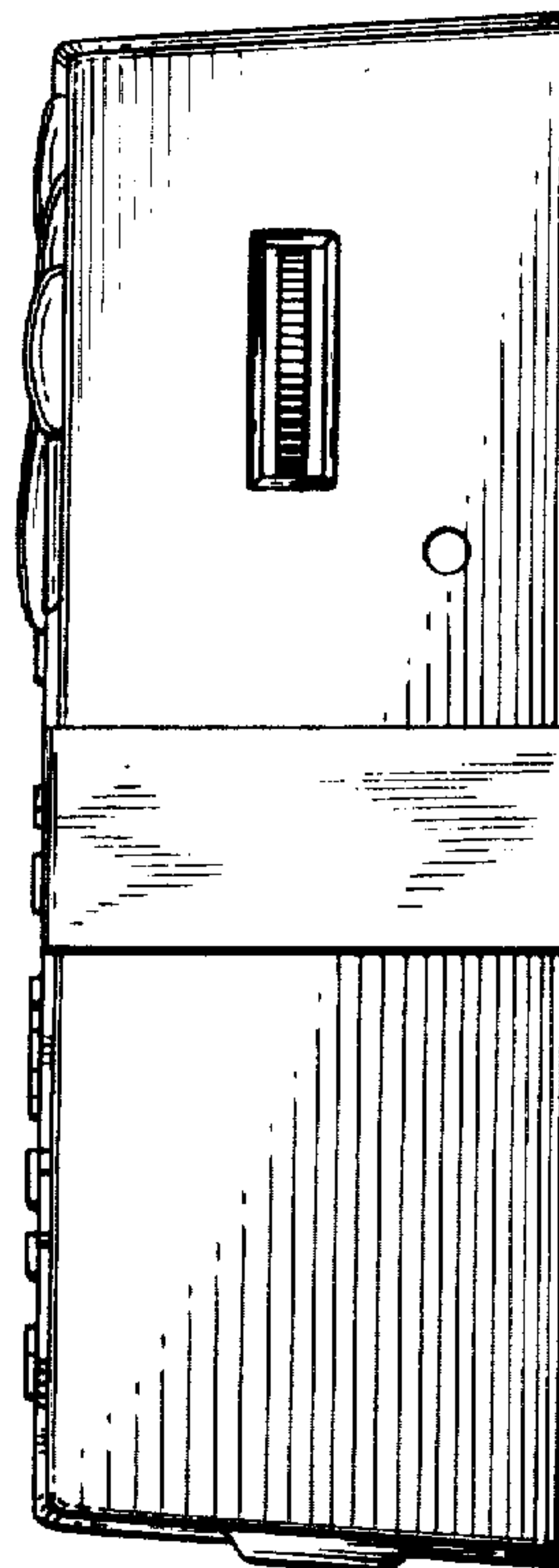
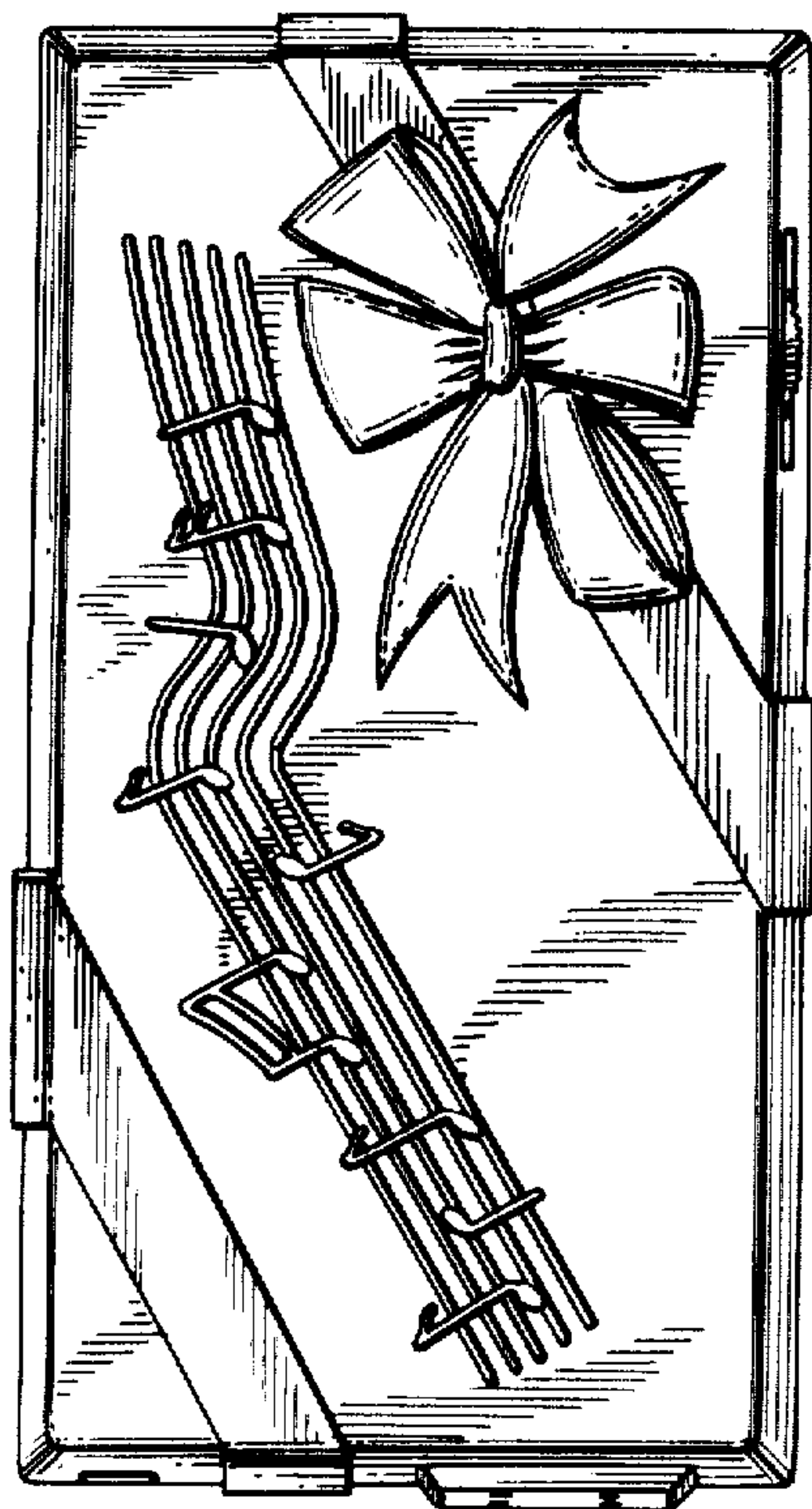
Primary Examiner—Winifred E. Herrmann
Attorney, Agent, or Firm—Lilling & Greenspan

[57] **CLAIM**

The ornamental design for a combined music box and light controller, substantially as shown and described.

DESCRIPTION

FIG. 1 is a top plan view of a combined music box and light controller showing my new design; FIG. 2 is a front elevational view thereof; FIG. 3 is a right side elevational view thereof; FIG. 4 is a rear elevational view thereof; FIG. 5 is a left side elevational view thereof; and FIG. 6 is a bottom plan view thereof.






FIG. 1

FIG. 2

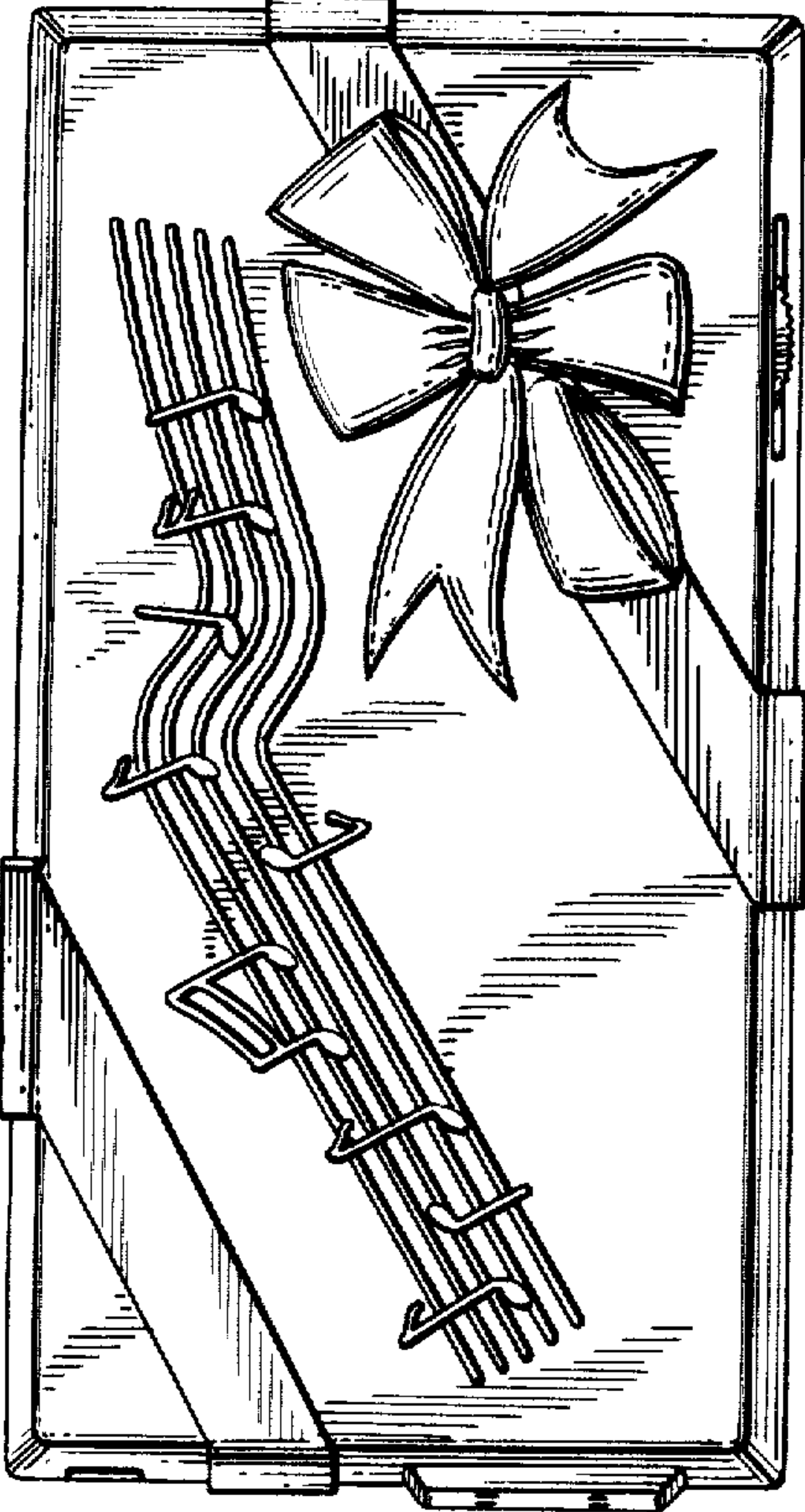


FIG. 3

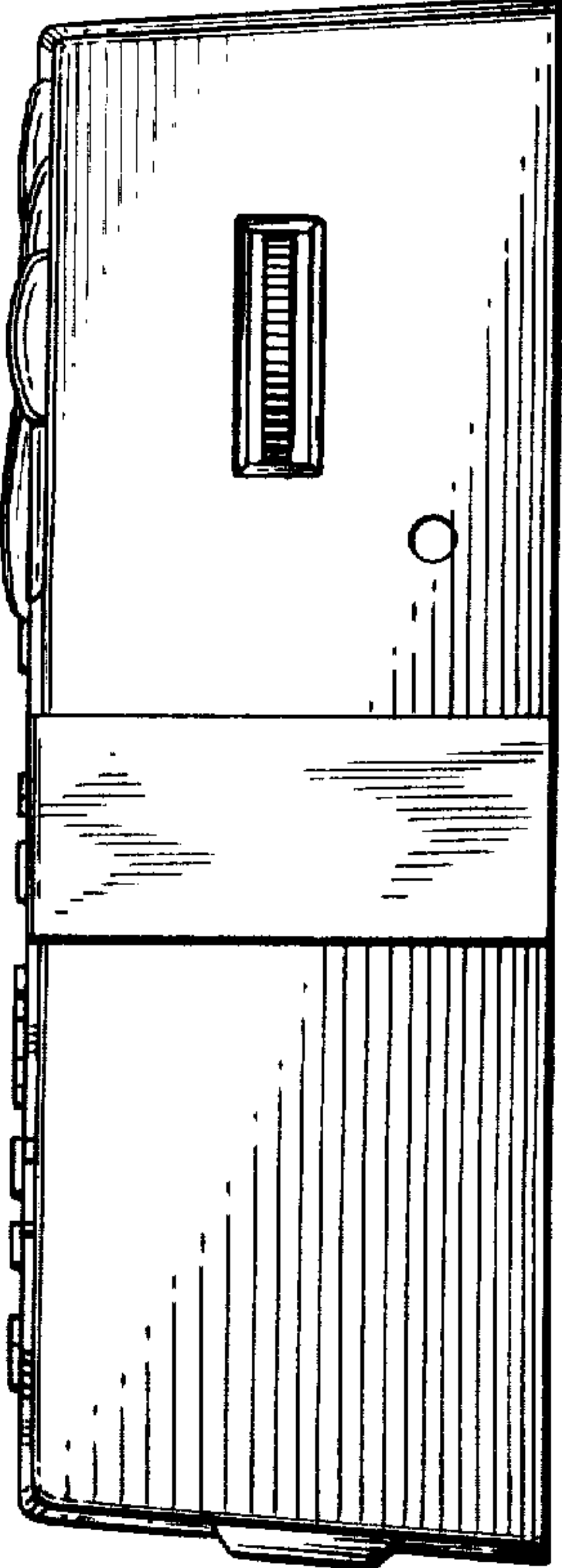


FIG. 4




FIG. 5




FIG. 6

