

[54] **WRIST WATCH**

[75] Inventor: **Yutaka Fukumura, Higashi Murayama, Japan**
 [73] Assignee: **Citizen Watch Co., Ltd., Tokyo, Japan**
 [**] Term: **14 Years**
 [21] Appl. No.: **285,047**
 [22] Filed: **Jul. 20, 1981**

D. 261,733 11/1981 Iida D10/39
 D. 263,378 3/1982 Fukumura D10/39

Related U.S. Application Data

[62] Division of Ser. No. 46,788, Jun. 8, 1979, Pat. No. Des. 263,378.

[30] **Foreign Application Priority Data**

Dec. 21, 1978 [JP] Japan 53-54081
 Feb. 17, 1979 [JP] Japan 54-5853

[51] Int. Cl. **D10-02**
 [52] U.S. Cl. **D10/39**
 [58] Field of Search **D10/30-39, D10/15, 122-126; 368/29-30, 82-84, 239-242, 276, 281-282, 285**

[56] **References Cited**

U.S. PATENT DOCUMENTS

D. 256,677 9/1980 Muramatsu D10/39
 D. 261,113 10/1981 Fukumura D10/39

OTHER PUBLICATIONS

Jeweler's Circular-Keystone, 7/78, p. 153, Dual Time Watch at bottom.
Jeweler's Circular-Keystone, 8/79, p. 34, Dual Time Watch at upper left.
Swiss Watch & Jewelry Journal, 3/79, p. 329, Dual Time Watches at top and middle.
Jeweler's Circular-Keystone, 8/79, p. 21, Dual Time Watch at bottom.

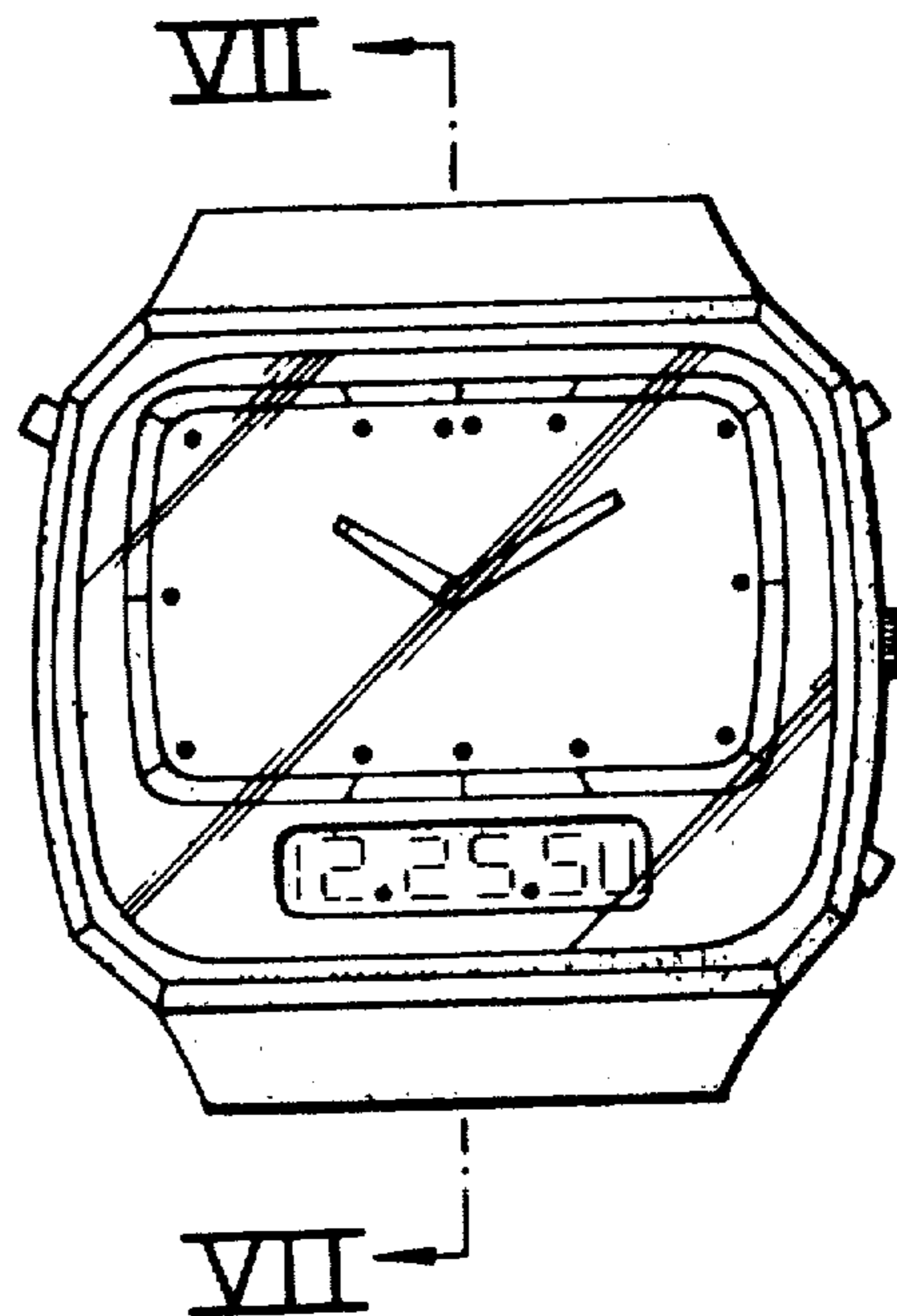
Primary Examiner—Nelson C. Holtje
Attorney, Agent, or Firm—Wegner & Bretschneider

CLAIM

[57] The ornamental design for a wrist watch, as shown and described.

DESCRIPTION

FIG. 1 is a front elevational view of a wrist watch showing my new design;
 FIG. 2 is a rear elevational view thereof;
 FIG. 3 is a top plan view thereof;
 FIG. 4 is a bottom plan view thereof;
 FIG. 5 is a left side elevational view thereof;
 FIG. 6 is a right side elevational view thereof;
 FIG. 7 is a cross-sectional view as taken from line VII-VII of FIG. 1.






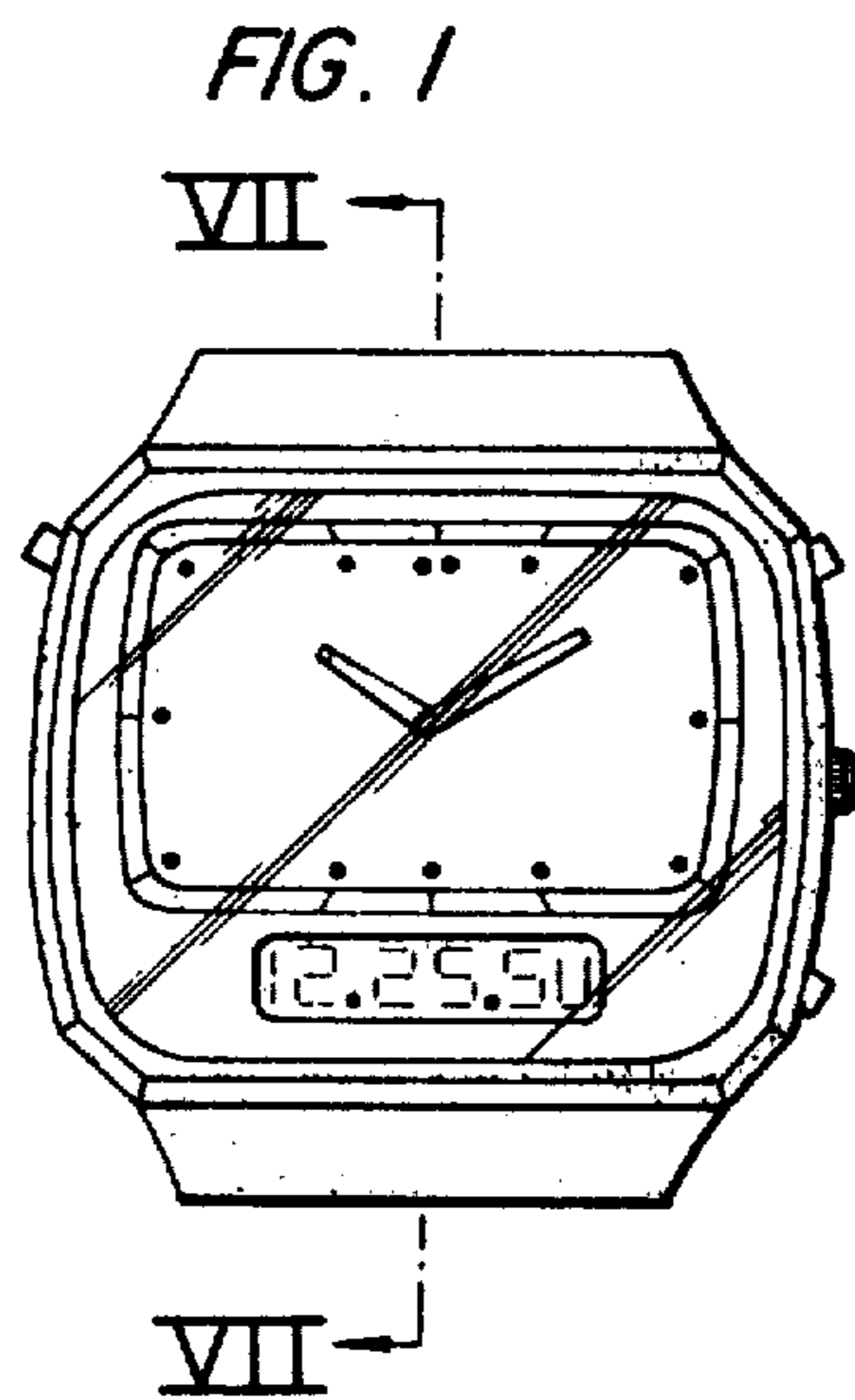


FIG. 5




FIG. 6



FIG. 7

