

[54] **WATCH**

[75] **Inventors:** Noel Eberhardt; Stewart Carl, both of Cupertino, Calif.; John T. Houlihan, Watertown, Conn.

[73] **Assignee:** Timex Corporation, Waterbury, Conn.

[**] **Term:** 14 Years

[21] **Appl. No.:** 254,239

[22] **Filed:** Apr. 14, 1981

[51] **Int. Cl.** D10-02

[52] **U.S. Cl.** D10/38

[58] **Field of Search** D10/30, 31, 32, 38, D10/39, 40; 368/239-242, 281-282, 276, 285

[56] **References Cited**

U.S. PATENT DOCUMENTS

- D. 244,086 4/1977 Lawrence D10/38
- D. 259,626 6/1981 Wada D10/38
- D. 266,490 10/1982 Takahashi D10/39
- D. 266,491 10/1982 Abe D10/39
- 4,255,801 3/1981 Ode 368/282 X

FOREIGN PATENT DOCUMENTS

146043 6/1931 Switzerland 368/281

OTHER PUBLICATIONS

Jeweler's Circular-Keystone, 3/76, p. 79, Watch at center.

Swiss Watch & Jewelry Journal, 2/80, p. 174, Digital Watch at center.

Primary Examiner—Nelson C. Holtje

Attorney, Agent, or Firm—William C. Crutcher

[57] **CLAIM**

The ornamental design for a "watch", as shown and described.

DESCRIPTION

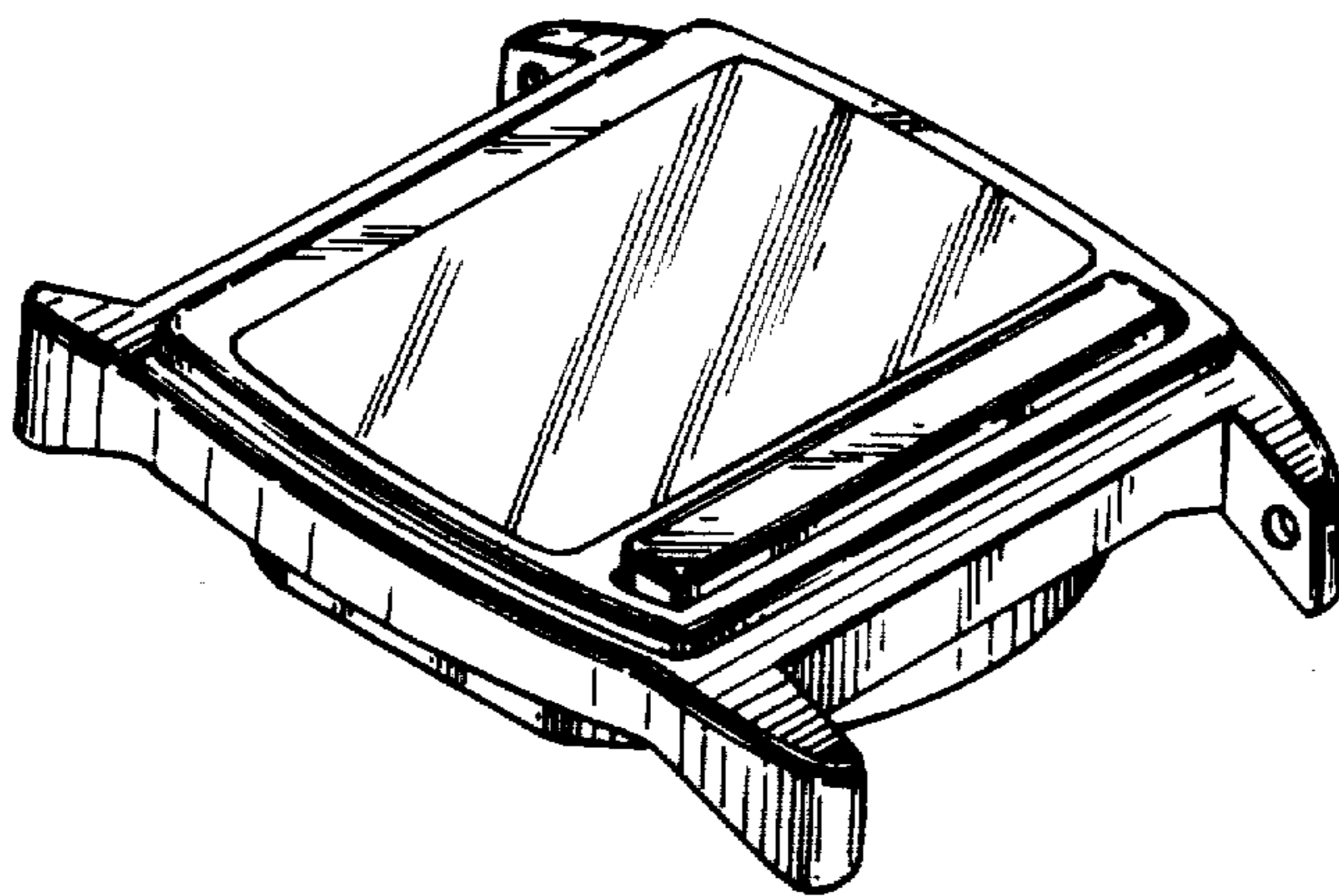
FIG. 1 is a top perspective view of a watch showing our new design;

FIG. 2 is a top plan view thereof, the bottom being conventionally plain and unornamented;

FIG. 3 is a right side elevation view thereof, the left side being a substantially mirror image thereof;

FIG. 4 is a front elevational view thereof.

The rear elevational view thereof is substantially a mirror image of the front elevational view.



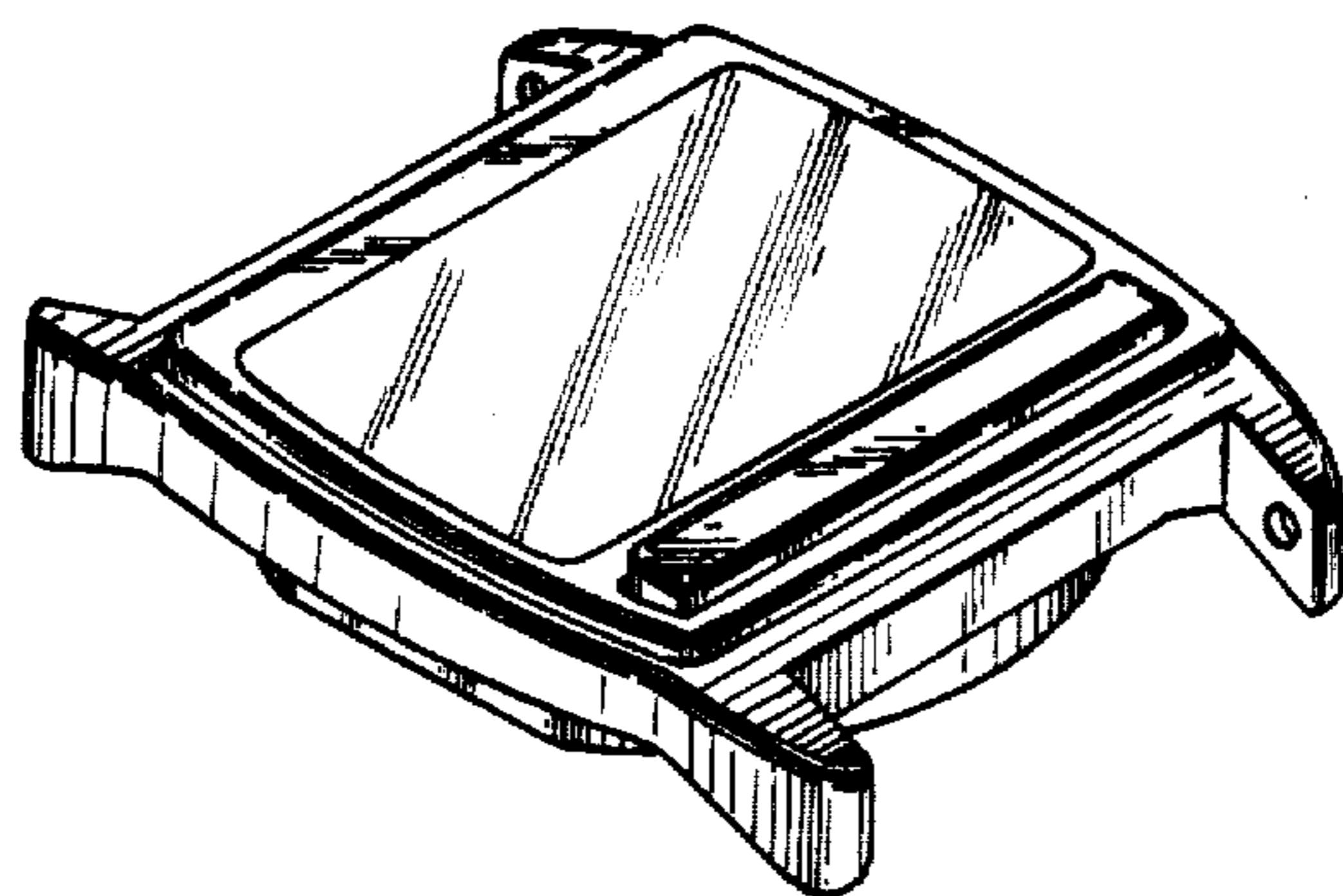


FIG. 1

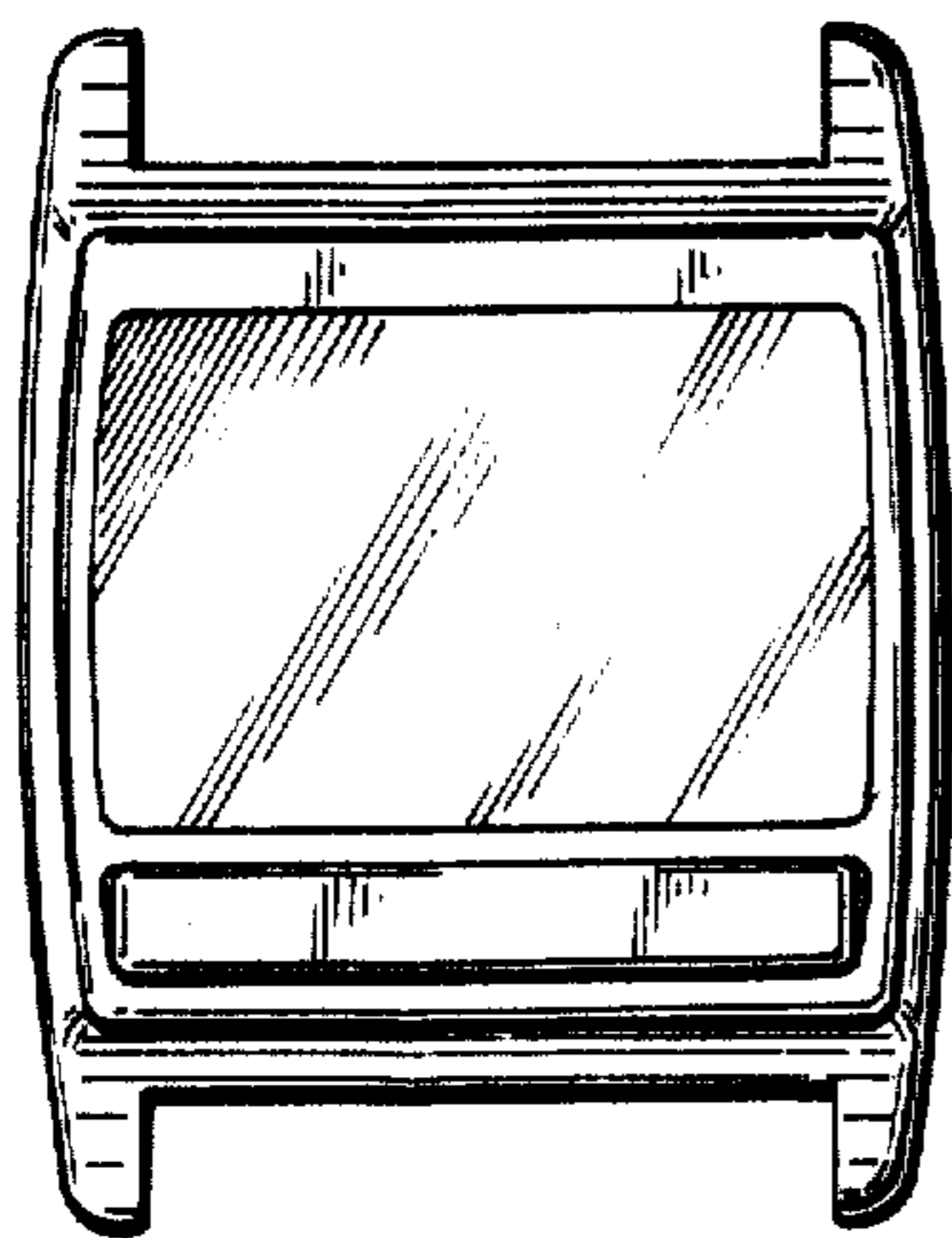


FIG. 2



FIG. 3




FIG. 4