

[54] CLAMP

[76] Inventor: Richard G. Drew, 465 Banna Ave., Griffith, New South Wales, 2680, Australia

[**] Term: 14 Years

[21] Appl. No.: 191,487

[22] Filed: Sep. 29, 1980

[30] Foreign Application Priority Data

Aug. 15, 1980 [AU] Australia 81809

[51] Int. Cl. D8-08

[52] U.S. Cl. D8/396; D8/356

[58] Field of Search D8/356, 394-396; D23/40, 43.5; 285/382.2, 420; 24/257, 256, 277, 283; 248/49, 58, 65, 67.7, 68 R, 68 CB, 71, 74.1, 74.3, 74.5

[56] References Cited

U.S. PATENT DOCUMENTS

D. 204,313 4/1966 Engman et al. D8/396

2,495,796	1/1950	White et al.	24/277
2,985,934	5/1961	Daubner	24/277
3,109,215	11/1963	Brown	285/420
3,605,214	9/1971	Spotts et al.	24/277

FOREIGN PATENT DOCUMENTS

646093 8/1962 Canada 24/277

Primary Examiner—B. J. Bullock

Attorney, Agent, or Firm—Hopgood, Calimafde, Kalil, Blaustein & Judlowe

[57] CLAIM

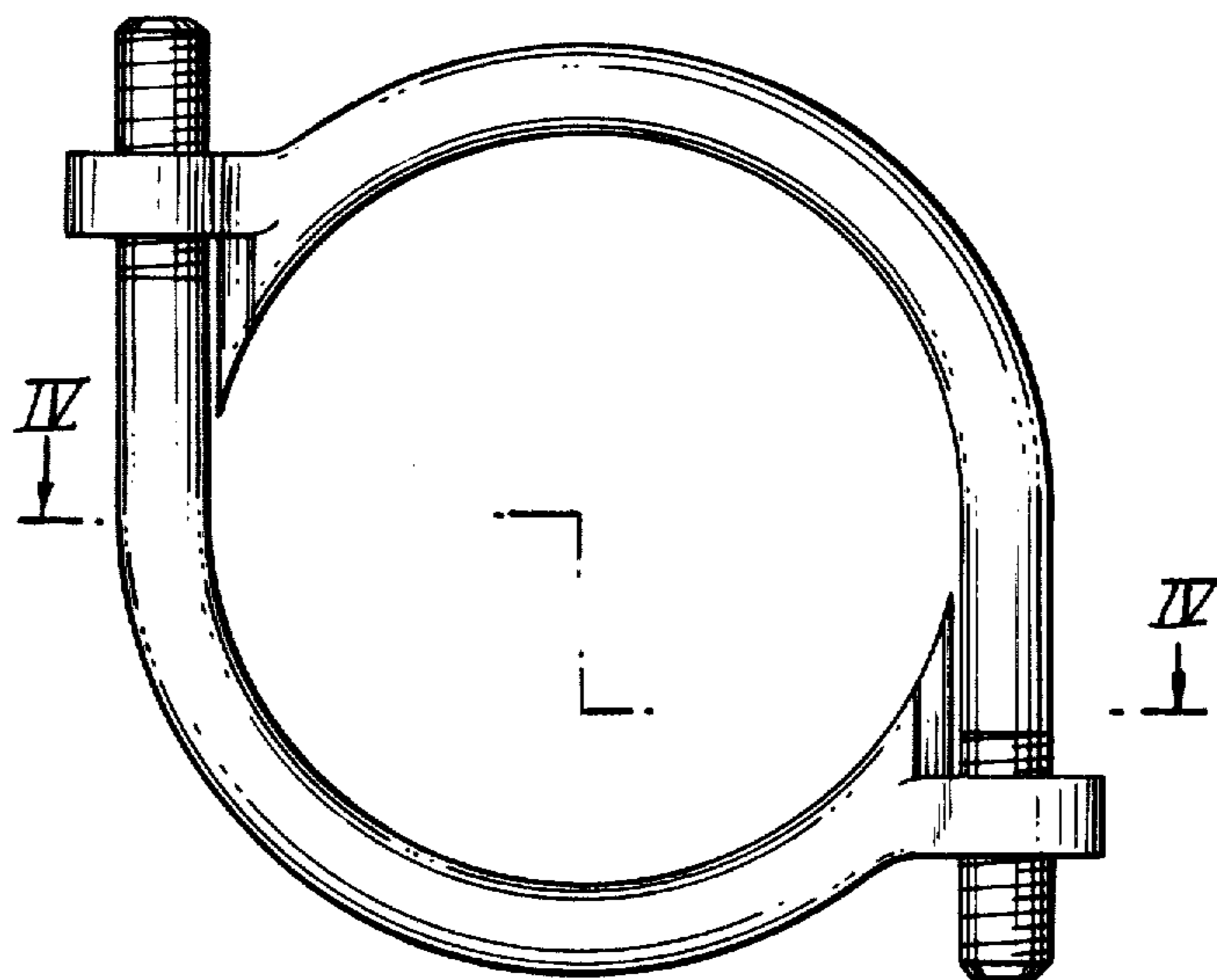
The ornamental design for a clamp, as shown and described.

DESCRIPTION

FIG. 1 is a front elevational view of a clamp showing my new design, the rear being a mirror image thereof; FIG. 2 is a side elevational view taken from the right of FIG. 1;

FIG. 3 is a top plan view, the bottom being a mirror image thereof;

FIG. 4 is a sectional view taken in the direction of the arrows on line IV—IV of FIG. 1.



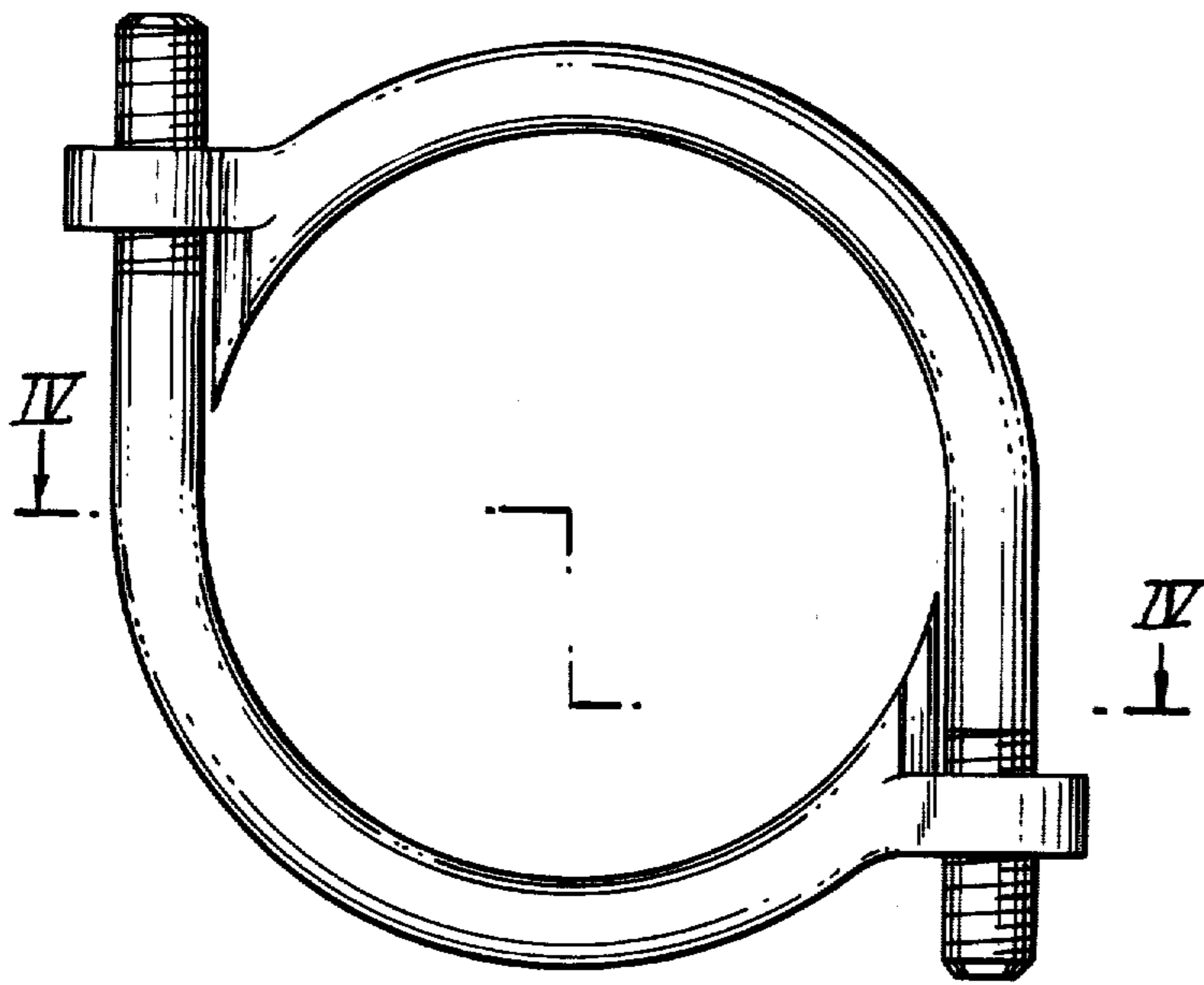


FIG. 1

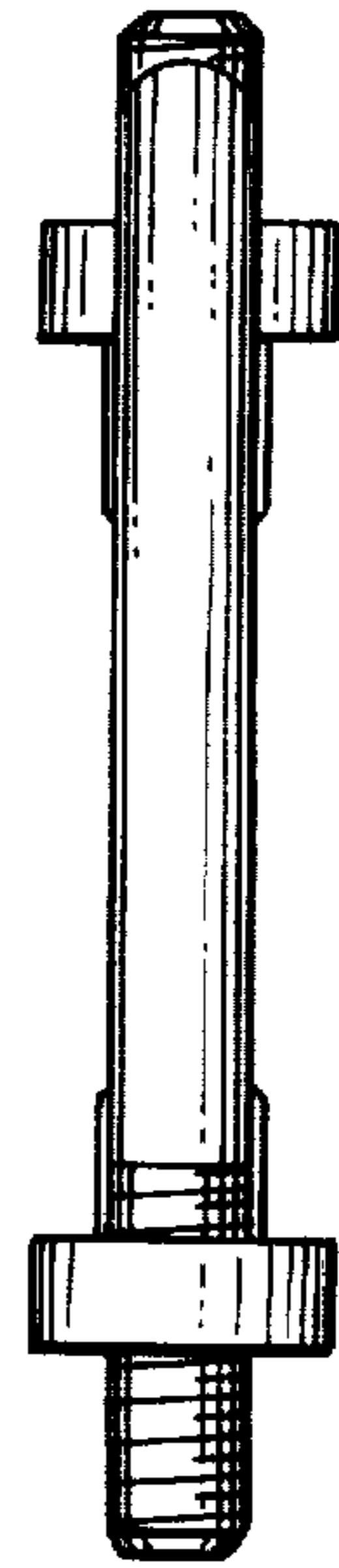


FIG. 2

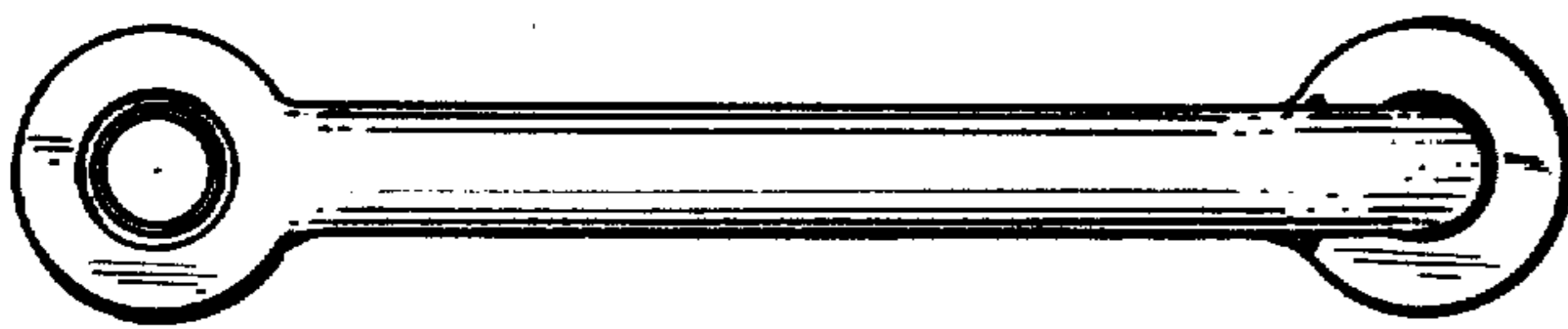


FIG. 3




FIG. 4