

[54] **PAINT ROLLER**

[75] Inventor: **Kiyoshi Hori, Osaka, Japan**  
[73] Assignee: **Nippon Paint Co., Ltd., Osaka, Japan**  
[\*\*] Term: **14 Years**  
[21] Appl. No.: **275,225**  
[22] Filed: **Jun. 19, 1981**


[30] **Foreign Application Priority Data**  
Dec. 19, 1980 [JP] Japan ..... 55-53452  
[51] Int. Cl. .... **D4—04; D8—05**  
[52] U.S. Cl. .... **D4/38.1**  
[58] Field of Search ..... **D4/38.1; 15/230.11**

[56] **References Cited**  
**U.S. PATENT DOCUMENTS**  
D. 241,274 8/1976 Hori ..... D4/38.1  
D. 241,374 9/1976 Hori ..... D4/38.1  
D. 241,375 9/1976 Hori ..... D4/38.1  
2,799,886 7/1957 Brunelli et al. .... D4/38.1 X


*Primary Examiner*—Catherine E. Kemper  
*Attorney, Agent, or Firm*—Wenderoth, Lind & Ponack

[57] **CLAIM**  
The ornamental design for paint roller, substantially as shown.


**DESCRIPTION**  
FIG. 1 is a front elevational view of a paint roller showing my new design.  
FIG. 2 is a rear elevational view thereof.  
FIG. 3 is a left end elevational view thereof.  
FIG. 4 is a right end elevational view thereof.  
FIG. 5 is a top plan view thereof.  
FIG. 6 is a bottom plan view thereof.  
FIG. 7 is a perspective view thereof.



**FIG. 1**




**FIG. 2**




**FIG. 3**




**FIG. 4**



**FIG. 5**



**FIG. 6**



**FIG. 7**

