

[54] COMBINED AIR FRESHENER AND PHOTO FRAME OR SIMILAR ARTICLE

[76] Inventor: Bradford L. Edwards, 4653 - 41st Ave. NE., Seattle, Wash. 98105

[\*\*] Term: 14 Years

[21] Appl. No.: 216,517

[22] Filed: Dec. 15, 1980

[51] Int. Cl. .... D23-04

[52] U.S. Cl. .... D23/150; D6/233

[58] Field of Search ..... D23/150; D6/233, 234, D6/235, 244; D9/424, 432; 239/59-60

[56] References Cited

U.S. PATENT DOCUMENTS

- D. 208,511 9/1967 Rice ..... D6/233
- D. 250,041 10/1978 Schimanski ..... D23/150
- D. 250,082 1/1981 Schimanski ..... D23/150
- D. 254,929 5/1980 Butcher et al. .... D23/150
- D. 262,652 1/1982 Jaeschke ..... D23/150

- D. 263,334 3/1982 Schimanski ..... D23/150
- 4,220,281 9/1980 Martens et al. .... 239/57
- 4,279,373 7/1981 Montealegre ..... 239/59 X
- 4,280,649 7/1981 Montealegre ..... 239/57 X
- 4,280,651 7/1981 Montealegre ..... 239/59 X


Primary Examiner—James R. Largent  
Attorney, Agent, or Firm—David L. Garrison

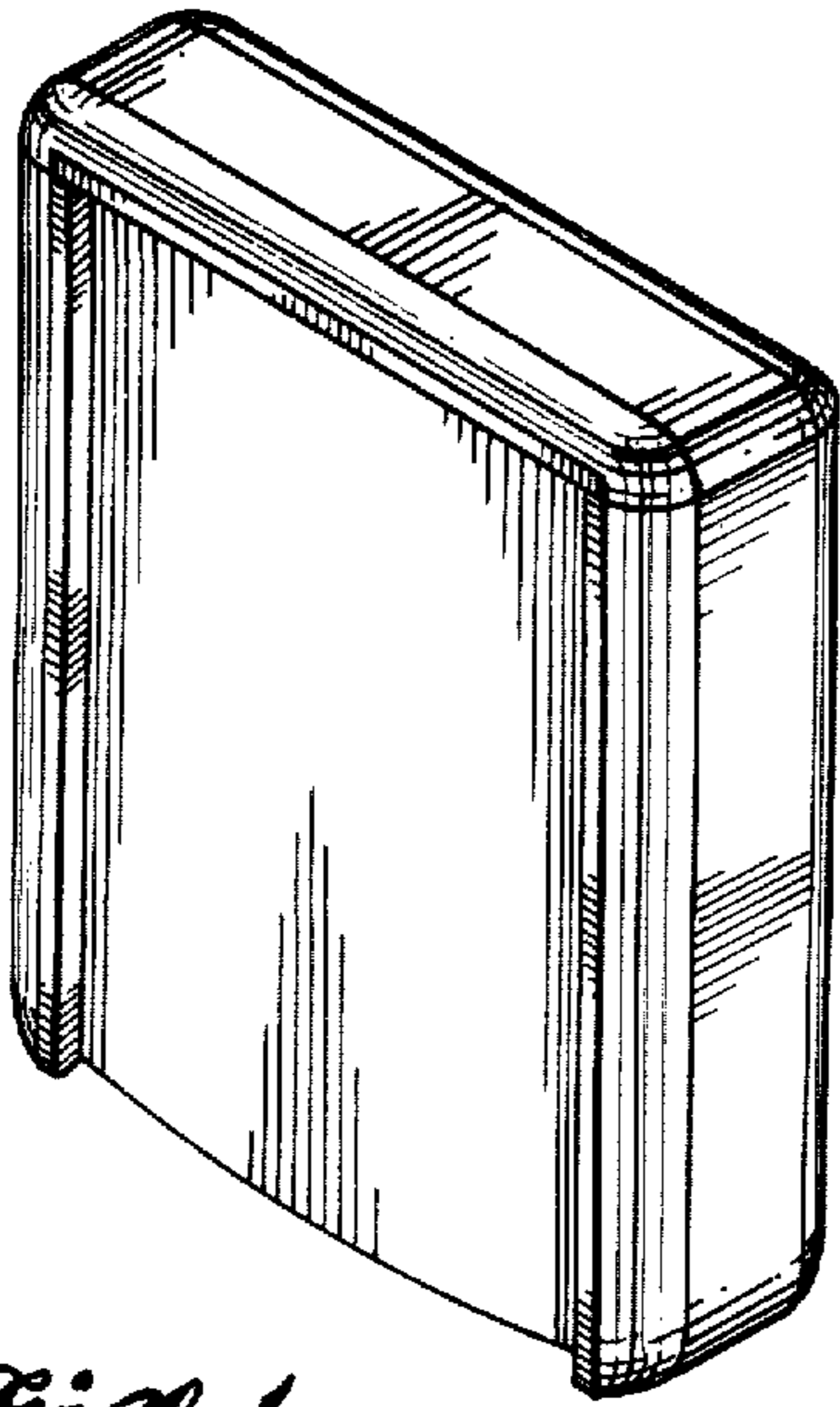
[57] CLAIM

The ornamental design for a combined air freshener and photo frame or similar article, as shown and described.

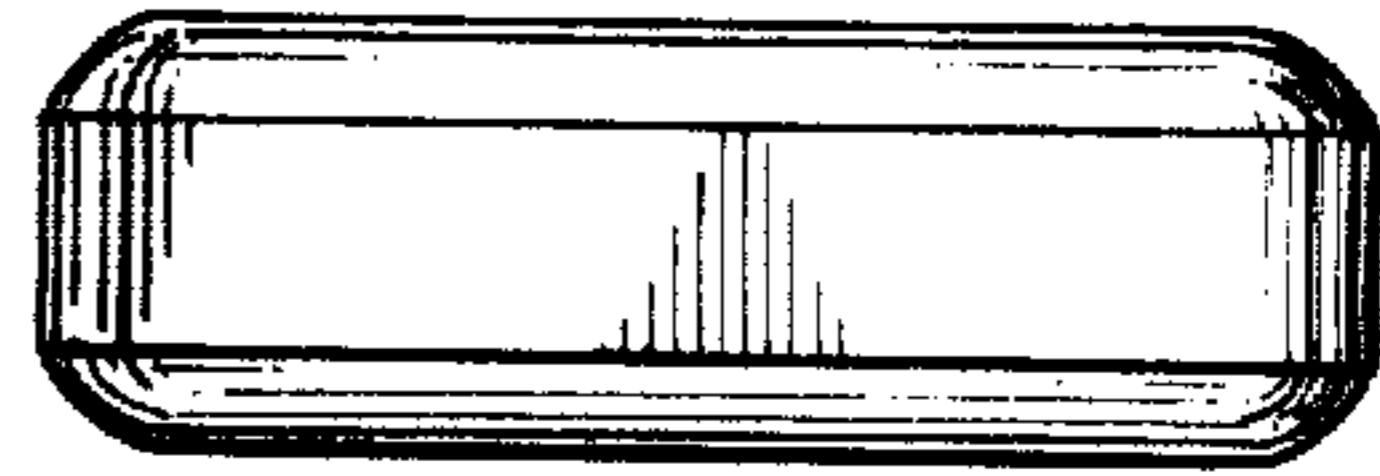
DESCRIPTION

FIG. 1 is a perspective view of a combined air freshener and photo frame showing my new design; FIG. 2 is a top plan view thereof; FIG. 3 is a bottom plan view thereof; FIG. 4 is a front elevational view thereof showing the container in an open position, the rear being a mirror image of the front shown; and FIG. 5 is an elevational view taken from one side of FIG. 4, the opposite side being the same as the side shown.

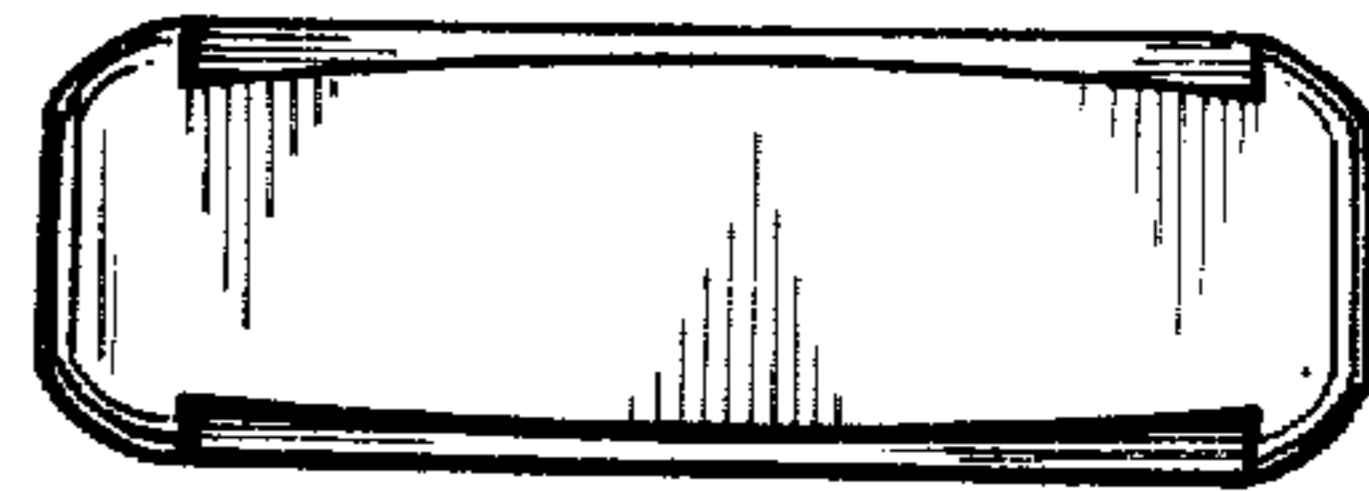




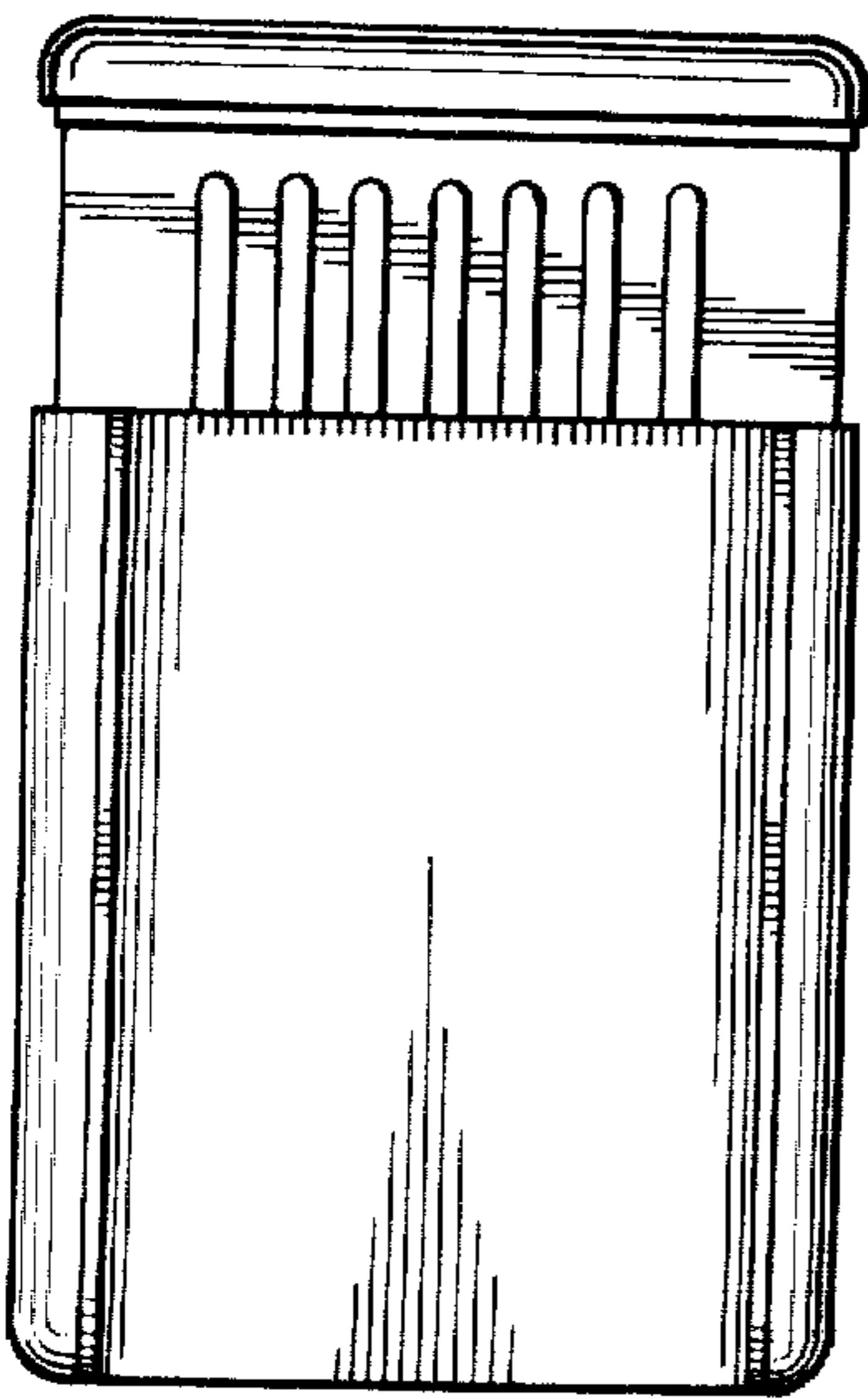
*Fig. 1.*




*Fig. 2.*



*Fig. 3.*



*Fig. 4.*



*Fig. 5.*