

[54] TOY RATTLE

[75] Inventors: **Shinroku Nakao**, Yokohama;
Yoshiyasu Ishii; **Taira Hanashima**,
both of Tokyo, all of Japan

[73] Assignee: **Combi Co., Ltd.**, Tokyo, Japan

[**] Term: **14 Years**

[21] Appl. No.: **294,277**

[22] Filed: **Aug. 19, 1981**

[30] **Foreign Application Priority Data**
Jun. 17, 1981 [JP] Japan 56-26336

[51] Int. Cl. **D21-01**

[52] U.S. Cl. **D21/65**

[58] Field of Search **D21/64, 65, 159;**
46/1 R, 174, 175 R, 191, 193

[56]

References Cited

U.S. PATENT DOCUMENTS

D. 143,703	2/1946	Berkowitz	D21/159
1,756,077	4/1930	Zadek	D21/65
2,484,159	10/1949	Flynn	D21/65
2,589,757	3/1952	Williams	46/1 R

Primary Examiner—Charles A. Rademaker
Attorney, Agent, or Firm—Sughrue, Mion, Zinn,
Macpeak and Seas

[57]

CLAIM

The ornamental design for a toy rattle, as shown and described.

DESCRIPTION

FIG. 1 is a front elevational view of a toy rattle showing our new design;
FIG. 2 is a rear elevational view thereof;
FIG. 3 is a top plan view thereof;
FIG. 4 is a bottom plan view thereof; and
FIG. 5 is a right side elevational view thereof, the left side being a mirror image thereof.




Fig. 1




Fig. 2




Fig. 3

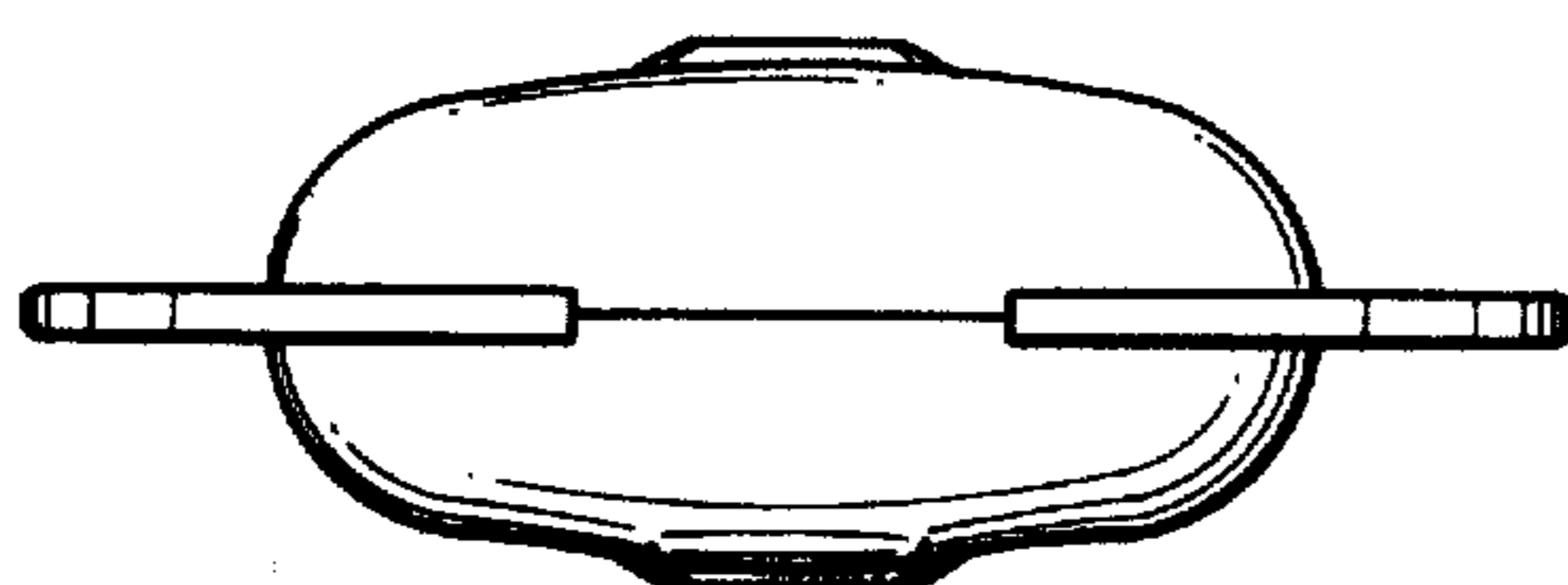


Fig. 5

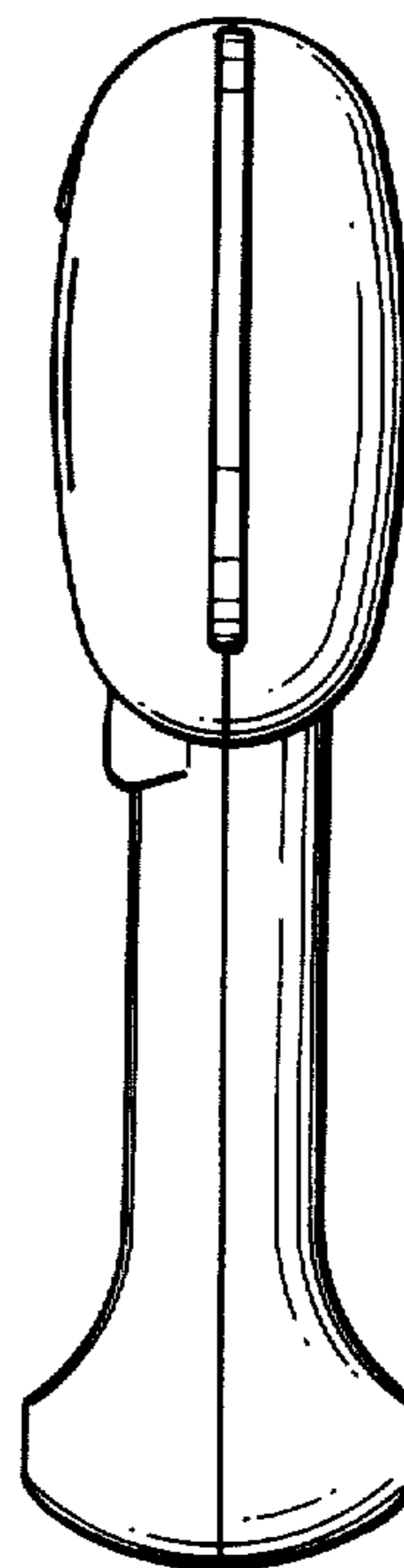


Fig. 4

