

[54] TOY RATTLE

2,211,102 8/1940 Davis ..... D21/65

[75] Inventors: Shinroku Nakao, Yokohama;  
Yoshiyasu Ishii; Taira Hanashima,  
both of Tokyo, all of Japan

[73] Assignee: Combi Co., Ltd., Tokyo, Japan

[\*\*] Term: 14 Years

[21] Appl. No.: 294,276

[22] Filed: Aug. 19, 1981

[30] Foreign Application Priority Data

Feb. 27, 1981 [JP] Japan ..... 56-7858

[51] Int. Cl. .... D21-01

[52] U.S. Cl. .... D21/65

[58] Field of Search ..... D21/64, 65, 59; 46/1 R,  
46/174, 175 R, 191, 193

[56] References Cited

U.S. PATENT DOCUMENTS

D. 234,966 4/1975 Langieri et al. .... D21/65

OTHER PUBLICATIONS

Toys, Hobbies & Crafts Magazine, 2-1980, p. 78, item #22 "Happy Teethers".

Primary Examiner—Charles A. Rademaker  
Attorney, Agent, or Firm—Sughrue, Mion, Zinn,  
Macpeak and Seas

[57] CLAIM

The ornamental design for a toy rattle, as shown and described.

DESCRIPTION

FIG. 1 is a front elevational view of a toy rattle showing our new design, the rear view being a mirror image thereof;


FIG. 2 is a left side elevational view thereof;

FIG. 3 is a right side elevational view thereof;


FIG. 4 is a top plan view thereof;

FIG. 5 is a bottom plan view thereof; and

FIG. 6 is a perspective view thereof.



*Fig. 1*




*Fig. 2*




*Fig. 3*



*Fig. 4*



*Fig. 6*



*Fig. 5*

