

[54] **TELEPHONE HANDSET**  
 [75] **Inventor: Robert R. Huntington, Lynchburg, Va.**  
 [73] **Assignee: General Electric Company, Lynchburg, Va.**  
 [\*\*] **Term: 14 Years**  
 [21] **Appl. No.: 234,154**  
 [22] **Filed: Feb. 13, 1981**  
 [51] **Int. Cl. .... D14-03**  
 [52] **U.S. Cl. .... D14/63; D14/64; D14/53**  
 [58] **Field of Search .... D14/53, 64, 63, 60; 179/178, 179, 100 R, 100 D, 103, 167**

D. 242,928 1/1977 Buchin ..... D14/63  
 D. 256,465 8/1980 Tyler ..... D14/64 X  
 3,558,831 1/1977 Prescott ..... 179/100  
 4,163,875 8/1979 Cogan ..... 179/103  
 4,220,829 9/1980 Ruzic ..... 179/103

*Primary Examiner*—Bernard Ansher  
*Attorney, Agent, or Firm*—James J. Williams

[57] **CLAIM**

The ornamental design for a telephone handset, substantially as shown.

**DESCRIPTION**

FIG. 1 is a bottom plan view of a telephone handset showing my new design;  
 FIG. 2 is an end elevation thereof;  
 FIG. 3 is a fragmentary cross-section taken on line 3—3 of FIG. 1;  
 FIG. 4 is a fragmentary cross-section taken on line 4—4 of FIG. 1;  
 FIG. 5 is a top plan view thereof; and  
 FIG. 6 is a side elevation thereof.

[56] **References Cited**  
**U.S. PATENT DOCUMENTS**  
 D. 229,837 1/1974 Genaro et al. .... D14/63  
 D. 236,627 9/1975 Henshaw et al. .... D14/63

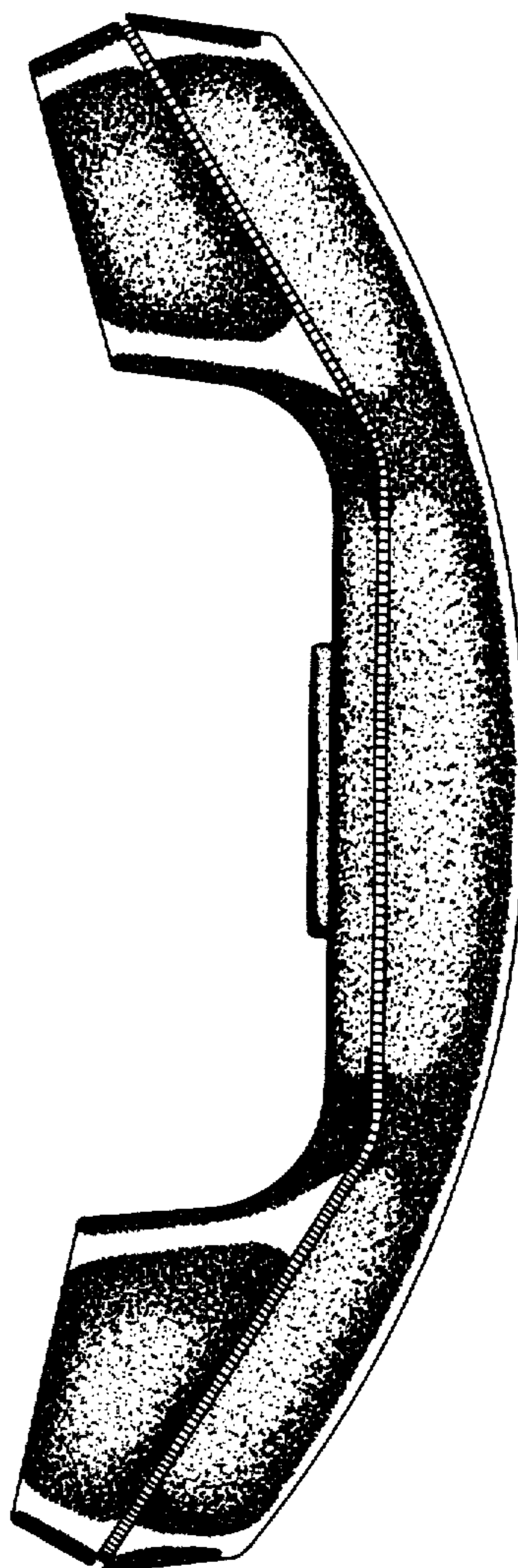



FIG.1

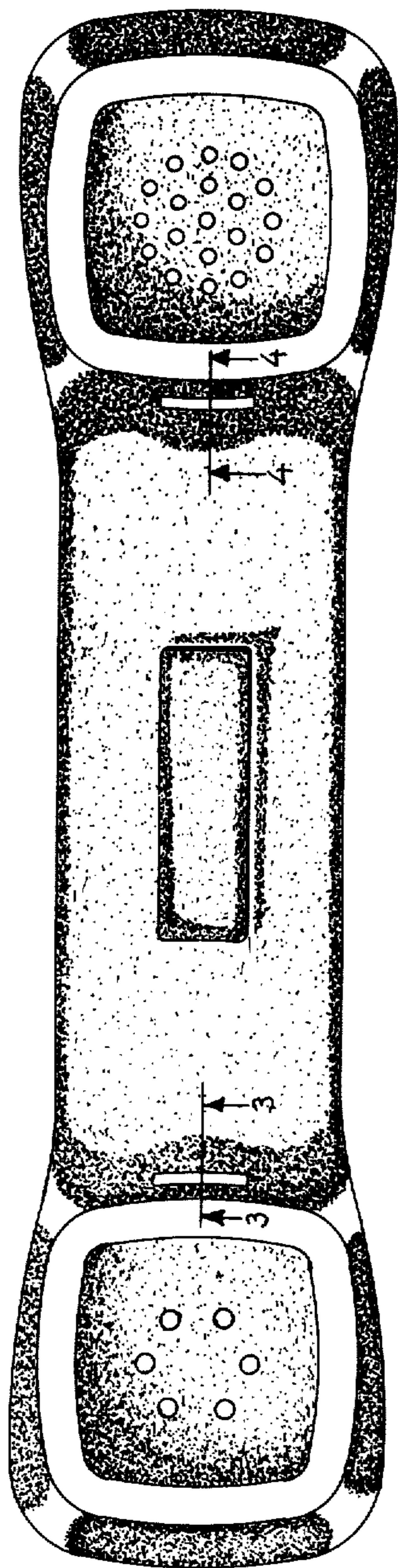


FIG.3

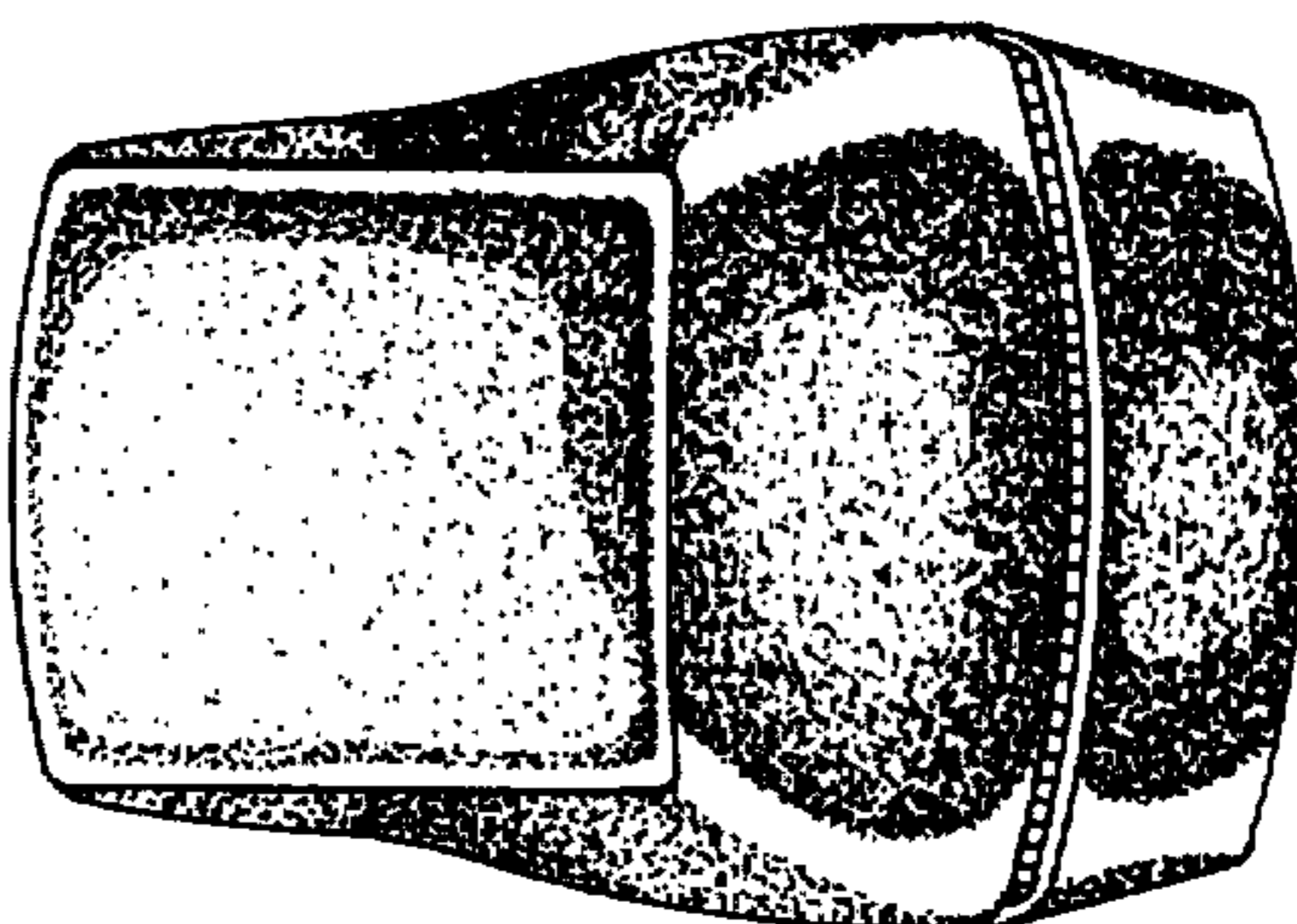


FIG.2



FIG.4

FIG. 5




FIG. 6

