

[54] SEGMENTED HEART-SHAPED PENDANT OR SIMILAR ARTICLE

[75] Inventor: Muriel Meyer, Long Beach, N.Y.

[73] Assignee: General Mills Products Corp., Minneapolis, Minn.

[**] Term: 14 Years

[21] Appl. No.: 256,446

[22] Filed: Apr. 22, 1981

[51] Int. Cl. D11-01

[52] U.S. Cl. D11/83; D11/6; D11/56; D21/104

[58] Field of Search D11/1, 2, 6-8, D11/40, 43-45, 47-49, 53-56, 69, 75, 79-83, 85, 97, 99-103; D9/337, 436, 446; 63/1 R-2, 18-21, 23; D21/104, 105

[56] References Cited

U.S. PATENT DOCUMENTS

D. 131,889	3/1942	Philippe	D11/69
D. 135,526	4/1943	Krol	D11/80
D. 140,109	1/1945	Pierce	D11/2
D. 160,220	9/1950	Silson	D11/1
D. 180,791	8/1957	Katz	D11/86

OTHER PUBLICATIONS

Better Homes & Gardens, 2/65, p. 136-Split Heart Key Chain Set at lower right.

Jewelers' Circular-Keystone, 1/79, p. 271-Heart-Shaped Larriat at top right.

Primary Examiner-Louis S. Zarfes
Attorney, Agent, or Firm-L. MeRoy Lillehaugen; Gene O. Enockson

[57] CLAIM

The ornamental design for a segmented heart-shaped pendant or similar article, substantially as shown and described.

DESCRIPTION

FIG. 1 is a perspective view of a segmented heart-shaped pendant or similar article showing my new design;

FIG. 2 is a front elevational view thereof, the rear view being substantially a mirror image thereof;

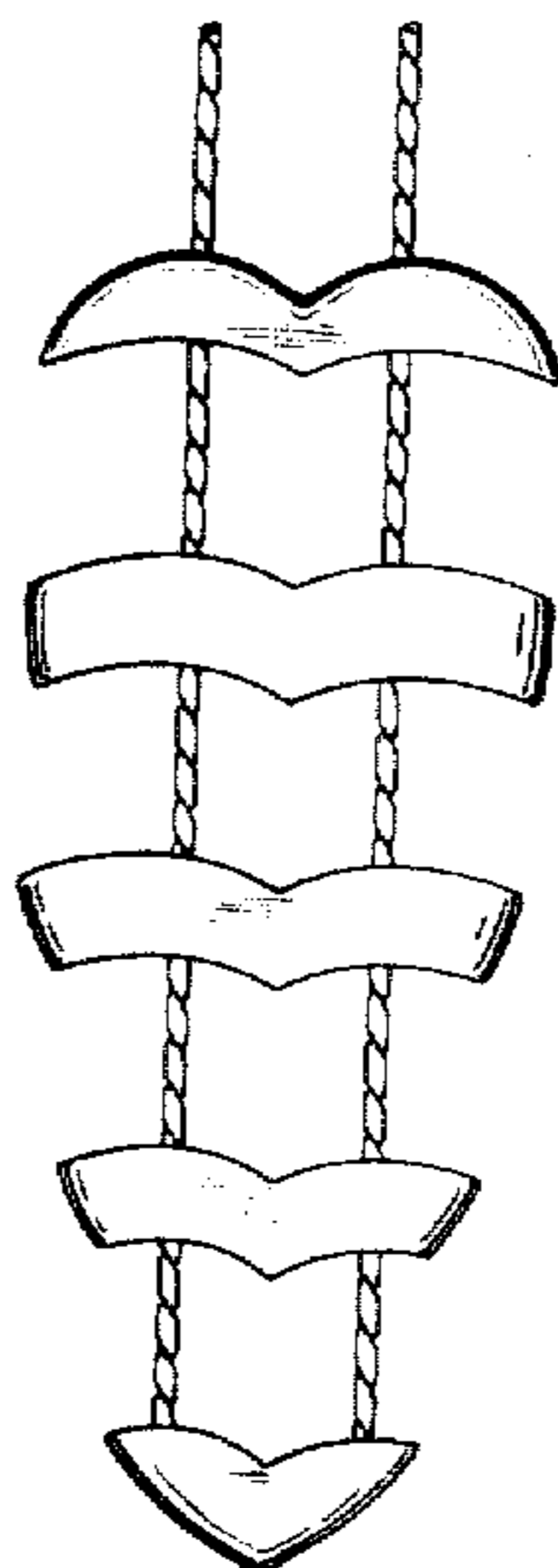
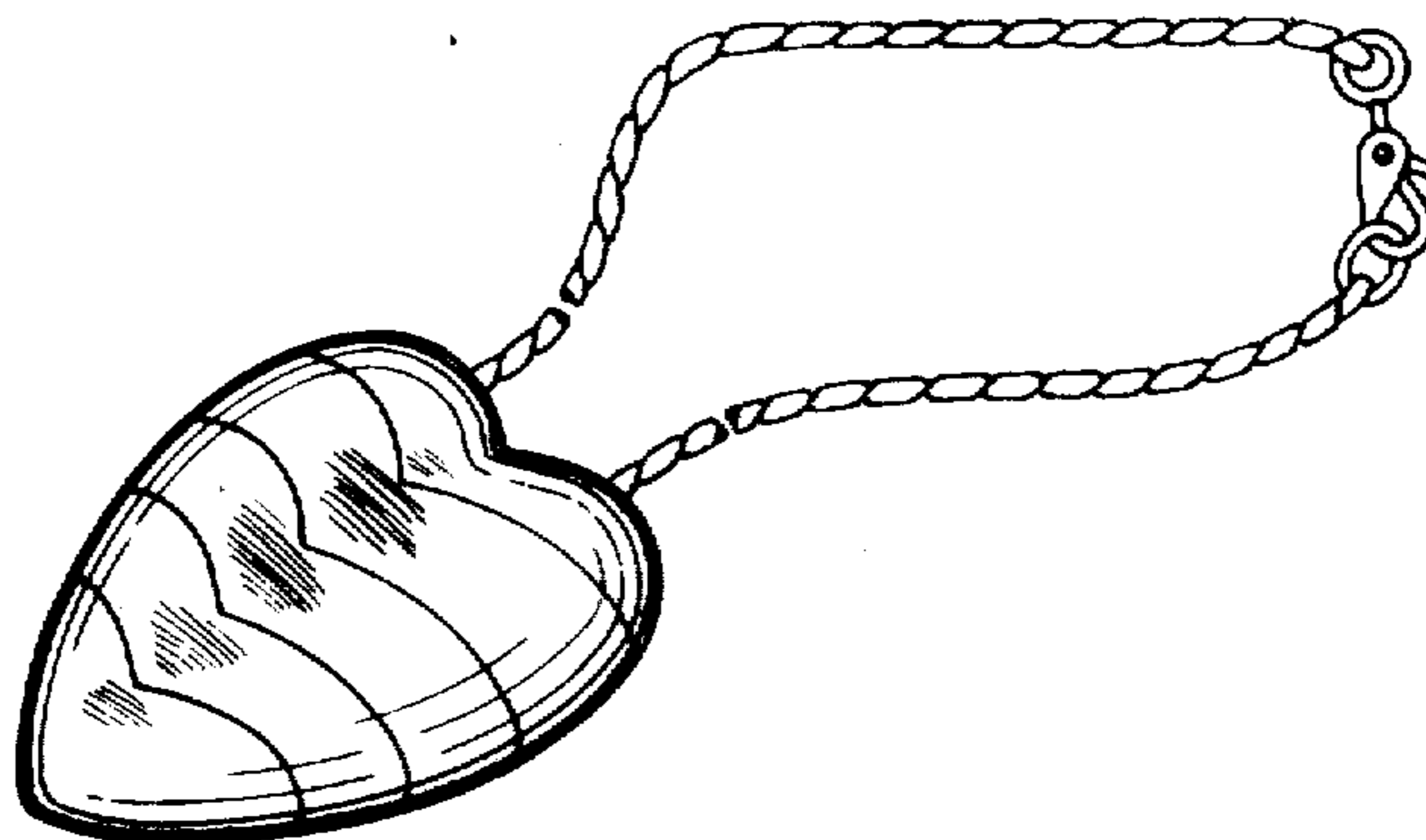
FIG. 3 is a top plan view thereof;

FIG. 4 is a bottom plan view thereof;

FIG. 5 is a side elevational view thereof, the opposite side being substantially a mirror image thereof; and

FIG. 6 is a front elevational view of the pendant which shows the segments separated relative to each other.

For convenience of illustration, portions of the chain are omitted in various figures of the drawing.



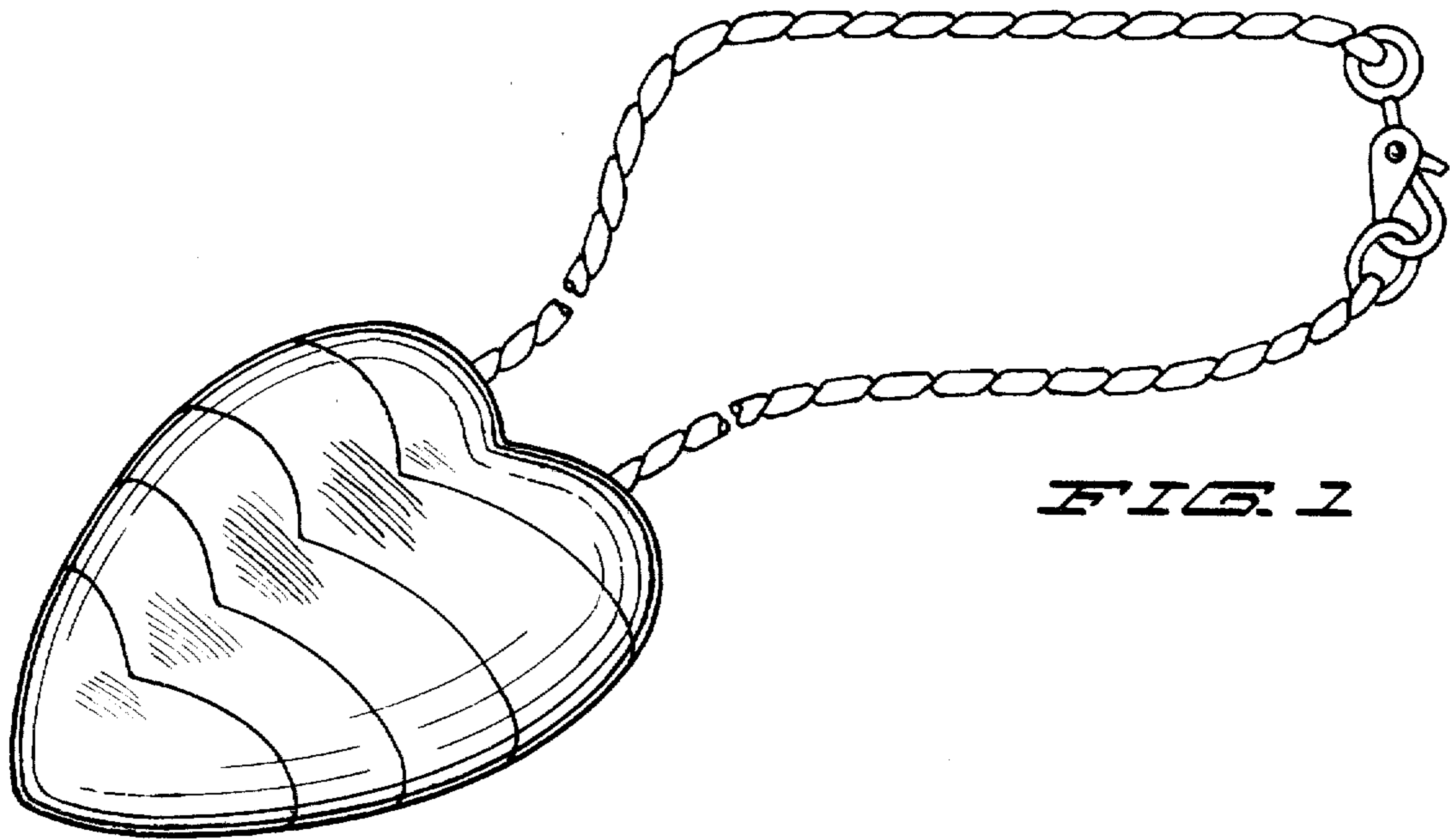


FIG. 1




FIG. 3

FIG. 2





FIG. 5



FIG. 4

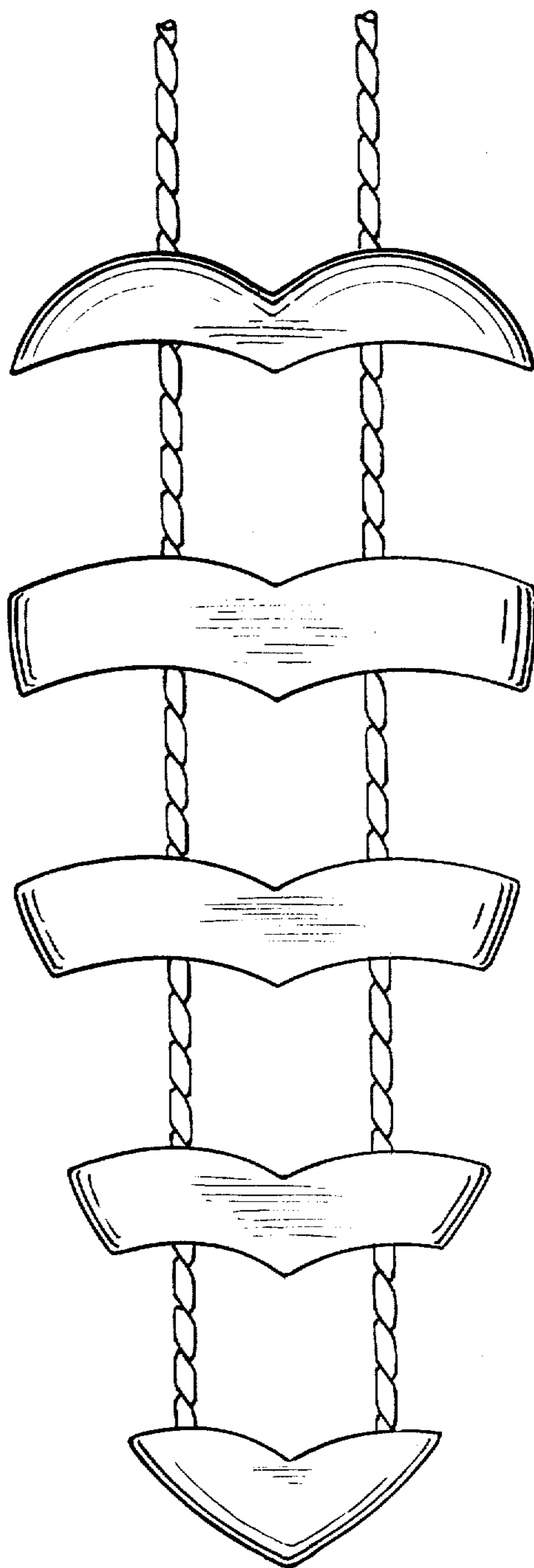


FIG. 6