

- [54] **HANDLEBAR GRIP**
- [75] Inventors: **James M. Preisler, Mound; Alwin J. Stahel, Saint Paul, both of Minn.**
- [73] Assignee: **Drag Specialties, Inc., Minneapolis, Minn.**
- [**] Term: **14 Years**
- [21] Appl. No.: **286,014**
- [22] Filed: **Jul. 22, 1981**
- [51] Int. Cl. **D10-11**
- [52] U.S. Cl. **D8/303**
- [58] Field of Search **D8/303; 74/551.8, 551.9; 16/110 R**

| | | | |
|-----------|--------|---------------|----------|
| 587,626 | 8/1897 | Vollmer | 74/551.9 |
| 604,216 | 5/1898 | Raczek | 74/551.9 |
| 3,875,819 | 4/1975 | Haffner | 74/551.8 |

FOREIGN PATENT DOCUMENTS

| | | | |
|--------|--------|--------------|----------|
| 837625 | 2/1939 | France | 74/551.8 |
|--------|--------|--------------|----------|

Primary Examiner—B. J. Bullock
Attorney, Agent, or Firm—Kinney, Lange, Braddock,
 Westman & Fairbairn

[57] **CLAIM**


The ornamental design for a handlebar grip, substantially as shown.

DESCRIPTION

FIG. 1 is a side elevational view of the handlebar grip showing our new design, all sides being identical; FIG. 2 is an end elevational view taken from the left of FIG. 1; FIG. 3 is an end elevational view taken from the right of FIG. 1.

[56] **References Cited**
U.S. PATENT DOCUMENTS

| | | | |
|------------|---------|----------------------|----------|
| D. 130,814 | 12/1941 | Comiskey et al. | D8/303 |
| 580,336 | 4/1897 | Mortimer | 16/110 R |






FIG 1

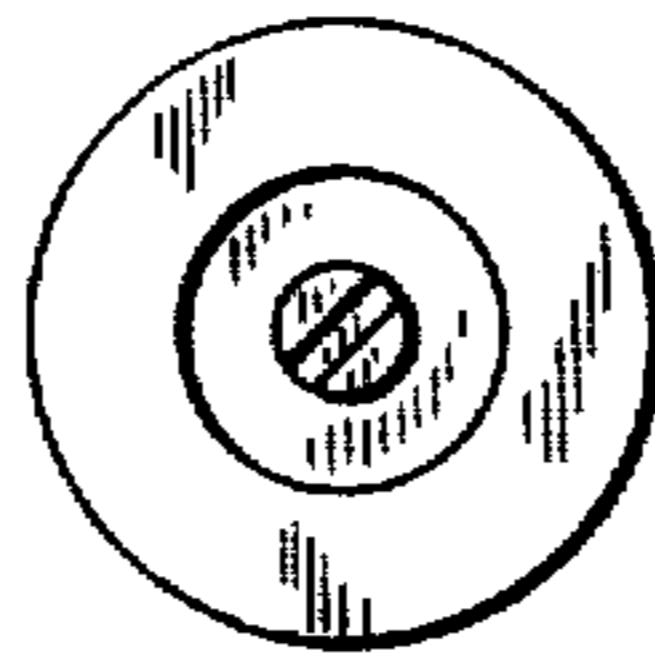


FIG 2

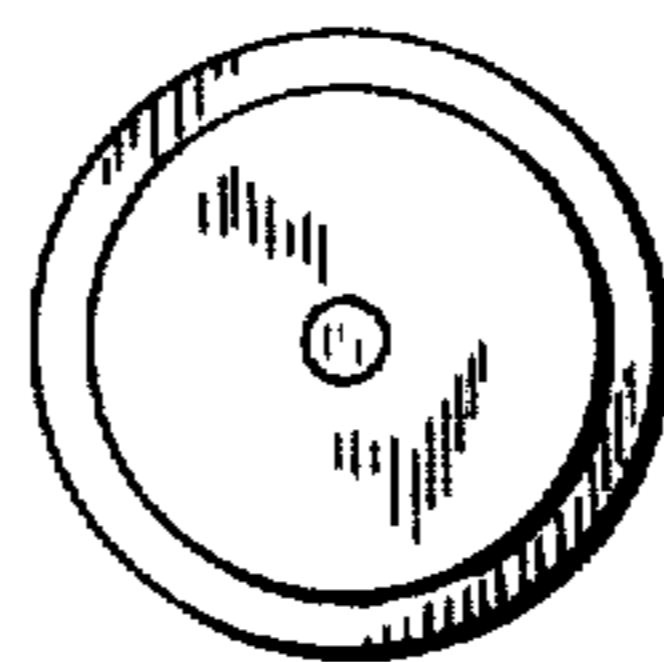


FIG 3