

[54] HAIRDRESSER COMB

[75] Inventor: Nicole Bisson, Laval, Canada

[73] Assignee: Salon Nicole Bisson Inc., Montreal, Canada

[\*\*] Term: 14 Years

[21] Appl. No.: 285,369

[22] Filed: Jul. 20, 1981

[51] Int. Cl. .... D28-03

[52] U.S. Cl. .... D28/25; D28/30

[58] Field of Search .... D28/10, 21-25, D28/30-34; 132/7, 9, 11 R, 122, 124, 130, 136, 139, 143, 152, 148-150, 154, 161, 141, 137, 159

[56] References Cited

U.S. PATENT DOCUMENTS

- 1,847,401 3/1932 Klein ..... D28/25 X
- 2,004,044 6/1935 Fiegel ..... 132/143 X
- 3,192,934 7/1965 Catania ..... 132/139 X

- 3,974,841 8/1976 Weisman ..... 132/9 X
- 4,287,898 9/1981 Konesky ..... 132/141 X

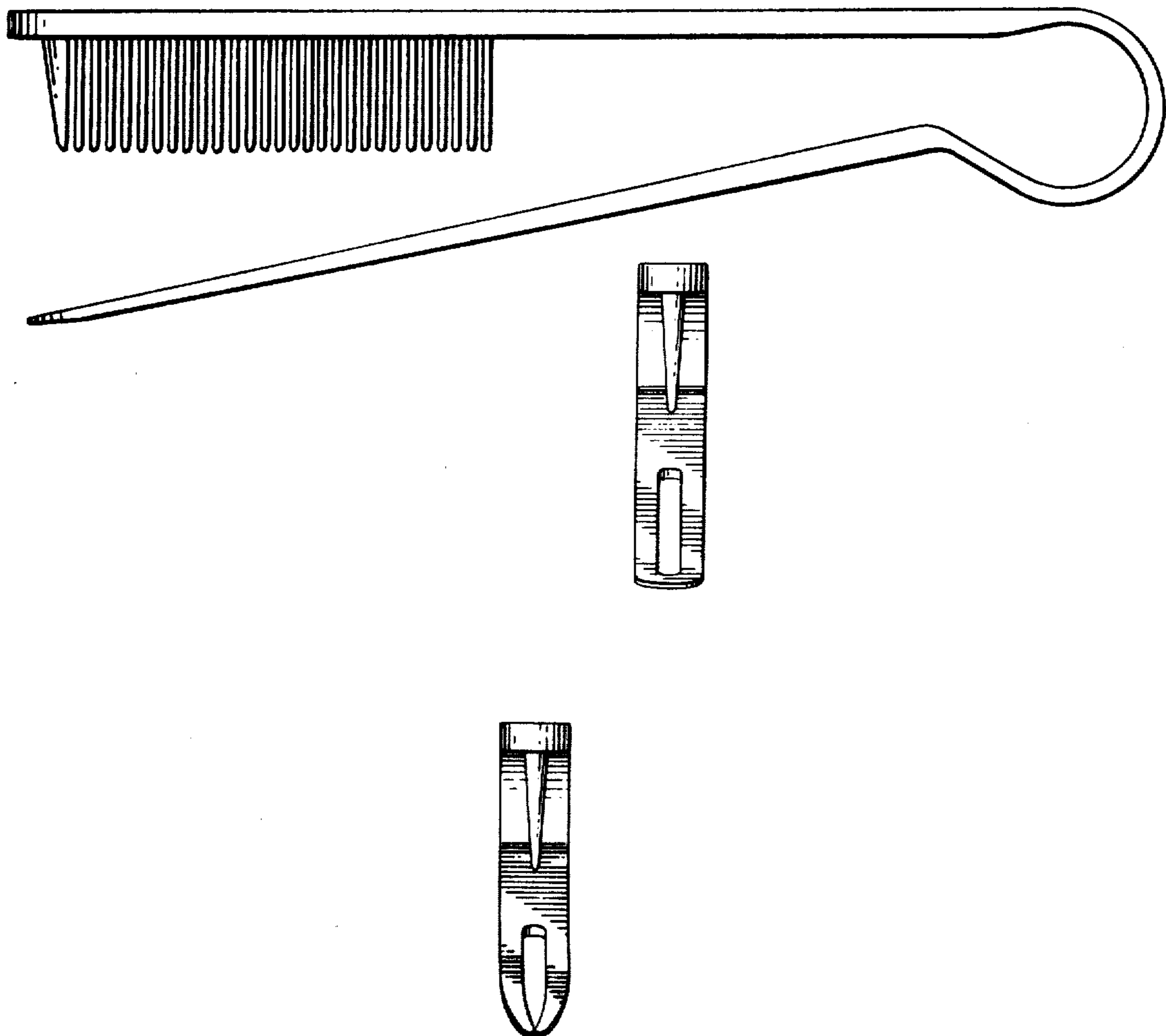
Primary Examiner—Louis S. Zarfes  
Attorney, Agent, or Firm—Jean H. Dubuc

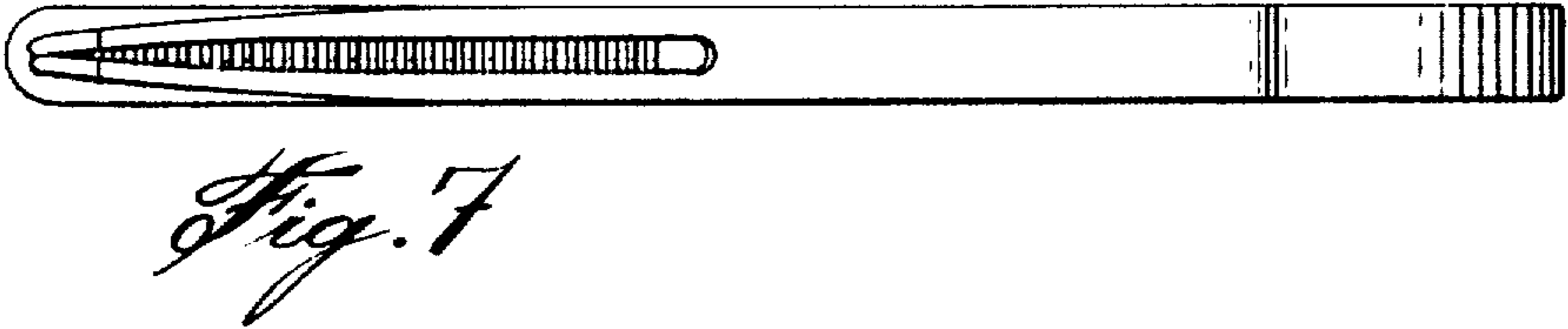


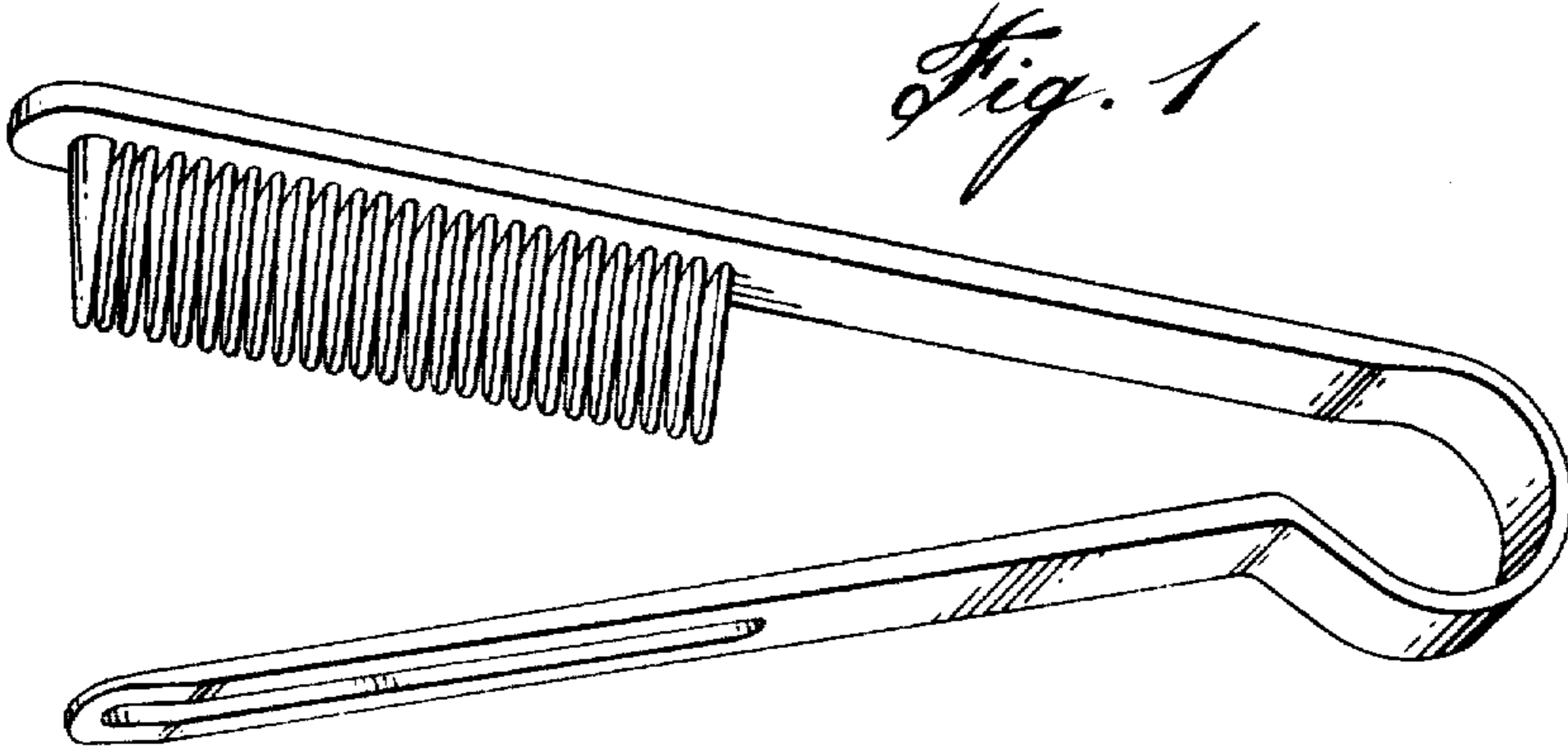
[57] CLAIM

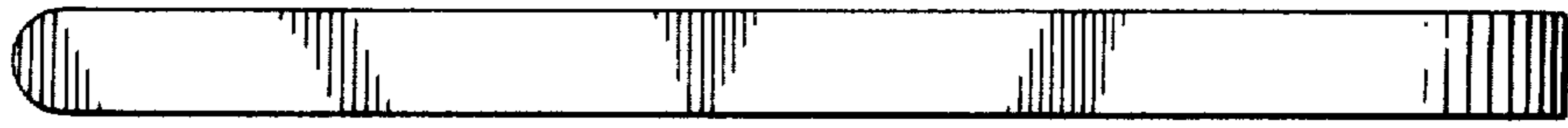
The ornamental design for a hairdresser comb, as shown and described.

DESCRIPTION

FIG. 1 is a perspective view of a hairdresser comb showing my new design;  
 FIG. 2 is a right side elevational view thereof;  
 FIG. 3 is a bottom plan view thereof;  
 FIG. 4 is a top plan view thereof;  
 FIG. 5 is a front elevational view thereof; and  
 FIG. 6 is a rear elevational view thereof;  
 FIG. 7 is a bottom plan view of a hairdresser comb showing a modified form of my new design;  
 FIG. 8 is a front elevational view of the second form; and  
 FIG. 9 is a rear elevational view thereof.








*Fig. 4*


*Fig. 5*



*Fig. 6*



*Fig. 8*



*Fig. 9*