

[54] **CHIROPRACTIC ACTIVATOR**

[76] Inventor: **William E. Lancellotti**, 371
Broadway, Providence, R.I. 02903

[**] Term: **14 Years**

[21] Appl. No.: **193,917**

[22] Filed: **Oct. 6, 1980**

[51] Int. Cl. **D24—02**

[52] U.S. Cl. **D24/36; D21/100;**
D24/17; D24/99

[58] Field of Search **128/69; D21/100;**
D24/36, 99, 17

[56] **References Cited**

U.S. PATENT DOCUMENTS

- D. 225,755 1/1973 Hale D21/100
- D. 258,687 3/1981 Katsube D24/36
- 2,889,449 6/1959 Faloon D21/100 X
- 2,970,592 2/1961 David 128/69
- 4,016,873 4/1977 Anderson 128/69 X


Primary Examiner—Bernard Ansher
Attorney, Agent, or Firm—Salter & Michaelson

[57] **CLAIM**

The ornamental design for a chiropractic activator, substantially as shown and described.

DESCRIPTION

FIG. 1 is a perspective view of a chiropractic activator showing my new design;
 FIG. 2 is a side elevational view thereof;
 FIG. 3 is a front elevational view thereof;
 FIG. 4 is a rear elevational view thereof;
 FIG. 5 is a top plan view thereof;
 FIG. 6 is a bottom plan view thereof;
 FIG. 7 is a perspective view of a modified form of the instant design;
 FIG. 8 is a side elevational view thereof;
 FIG. 9 is a front elevational view thereof;
 FIG. 10 is a rear elevational view thereof;
 FIG. 11 is a top plan view thereof; and
 FIG. 12 is a bottom plan view thereof.



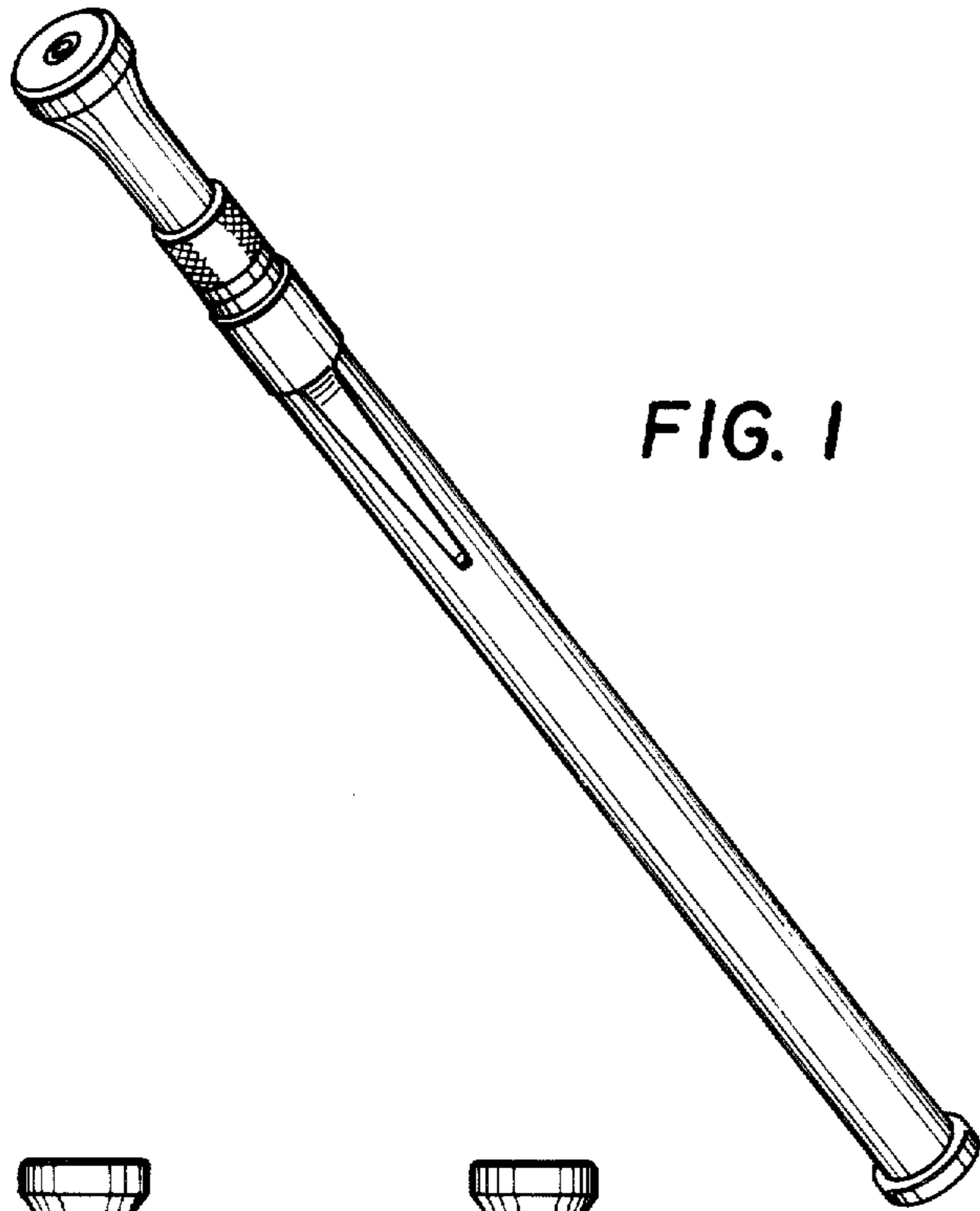


FIG. 1

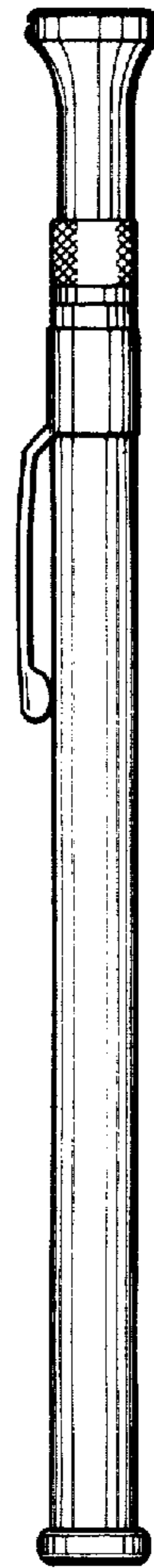


FIG. 2



FIG. 3




FIG. 4



FIG. 5



FIG. 6

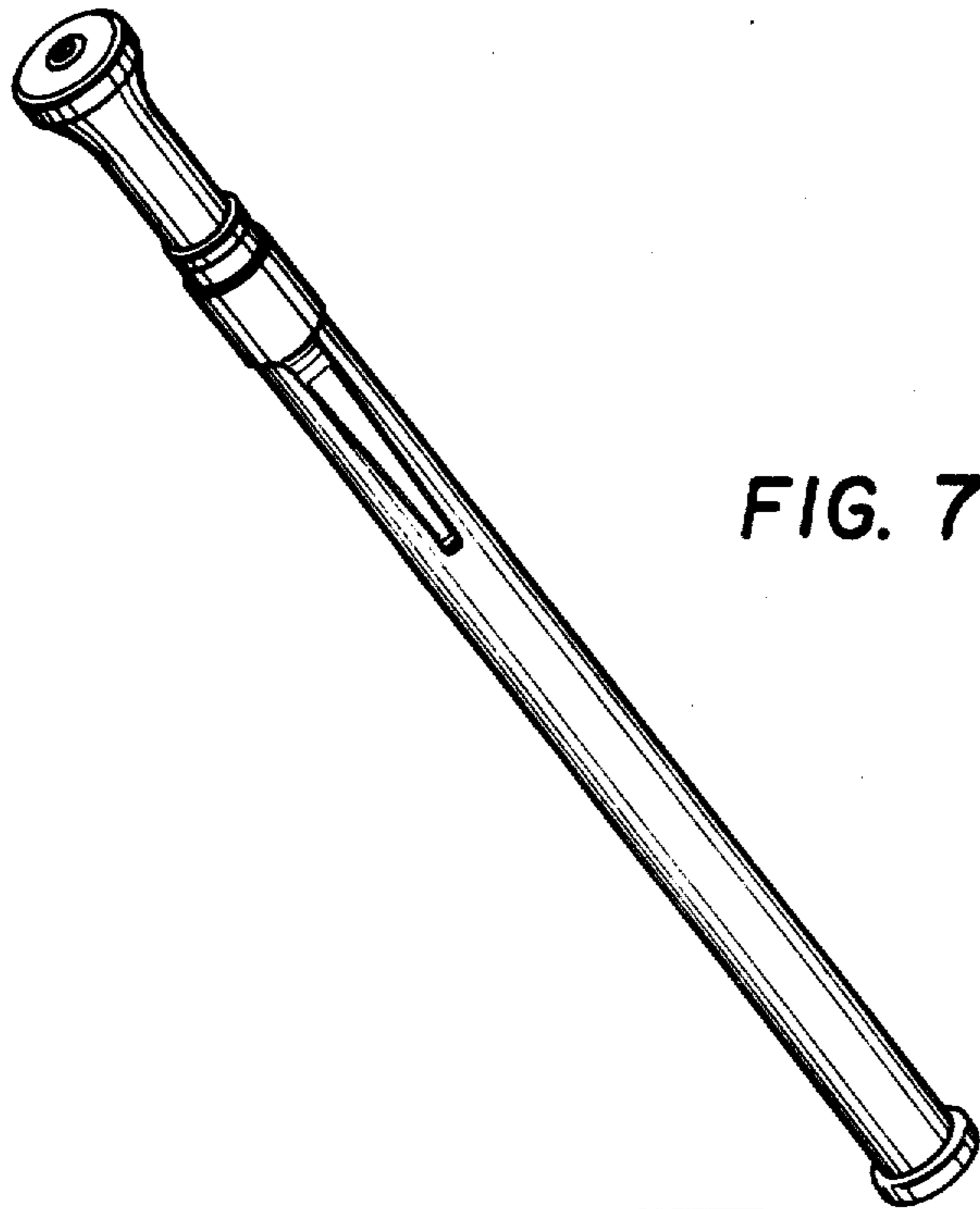


FIG. 7




FIG. 8

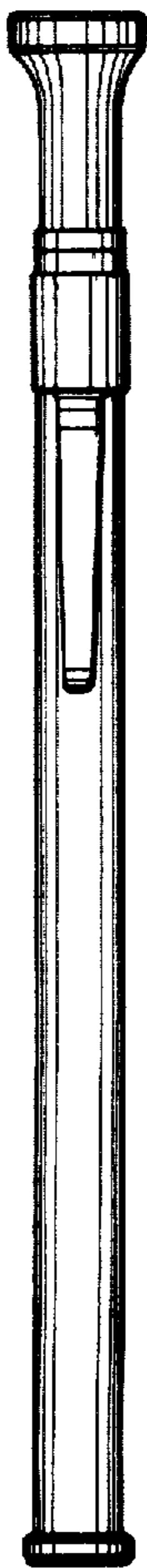


FIG. 9




FIG. 10



FIG. 11



FIG. 12