

[54] **SWIMMING POOL CHEMICAL DISPENSER OR THE LIKE**

[75] Inventors: **Arlon G. Sangster, Sterling, Mass.; Joseph J. Tepas, Jr., Easton, Conn.**

[73] Assignee: **Olin Corporation, New Haven, Conn.**

[\*\*] Term: **14 Years**

[21] Appl. No.: **257,051**

[22] Filed: **Apr. 24, 1981**

[51] Int. Cl. .... **D23-01**

[52] U.S. Cl. .... **D23/03; D24/99**

[58] Field of Search ..... **210/761, 169; 422/265; D23/3; 4/228; D24/99**

[56] **References Cited**

**U.S. PATENT DOCUMENTS**

D. 231,985 7/1974 Paulsen ..... D23/3  
 D. 242,705 12/1976 Fedrigo ..... D23/3

D. 251,675 4/1979 Kratz ..... D23/3  
 D. 256,498 8/1980 Kennedy ..... D23/3  
 3,792,979 2/1974 Clinton ..... 422/265  
 4,217,331 8/1980 Schaub ..... 210/169 X  
 4,241,025 12/1980 Grayson ..... 422/265 X

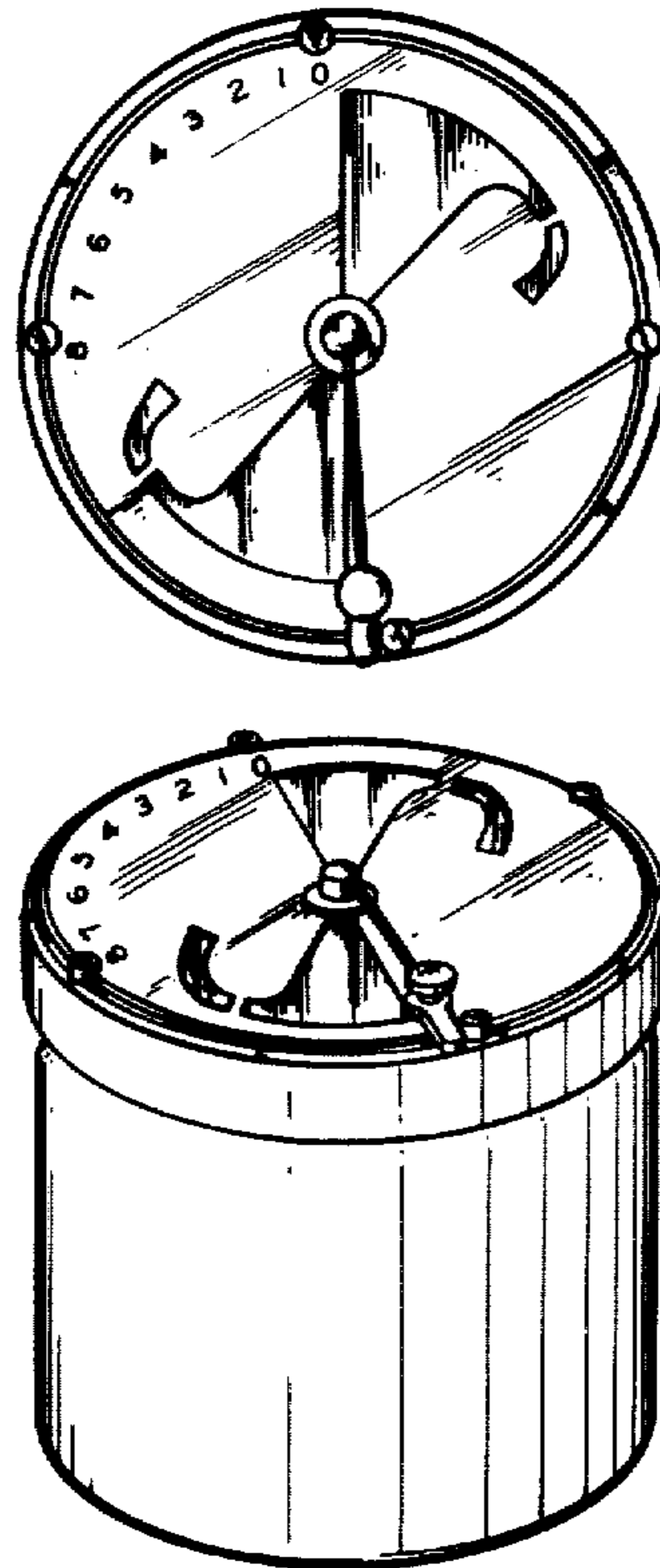
*Primary Examiner*—Bernard Ansher  
*Attorney, Agent, or Firm*—Ralph D'Alessandro; Donald F. Clements; Thomas P. O'Day


[57] **CLAIM**

The ornamental design for a swimming pool chemical dispenser or the like, as shown.


**DESCRIPTION**

FIG. 1 is a top plan view of the dispenser with the dispenser cover in the fully closed position;  
 FIG. 2 is a top plan view of the dispenser with the dispenser cover in a partially opened position;  
 FIG. 3 is a side perspective view with the dispenser cover in a partially opened position;  
 FIG. 4 is a side perspective view with the dispenser cover in the fully opened position; and  
 FIG. 5 is a bottom plan view of the dispenser container.

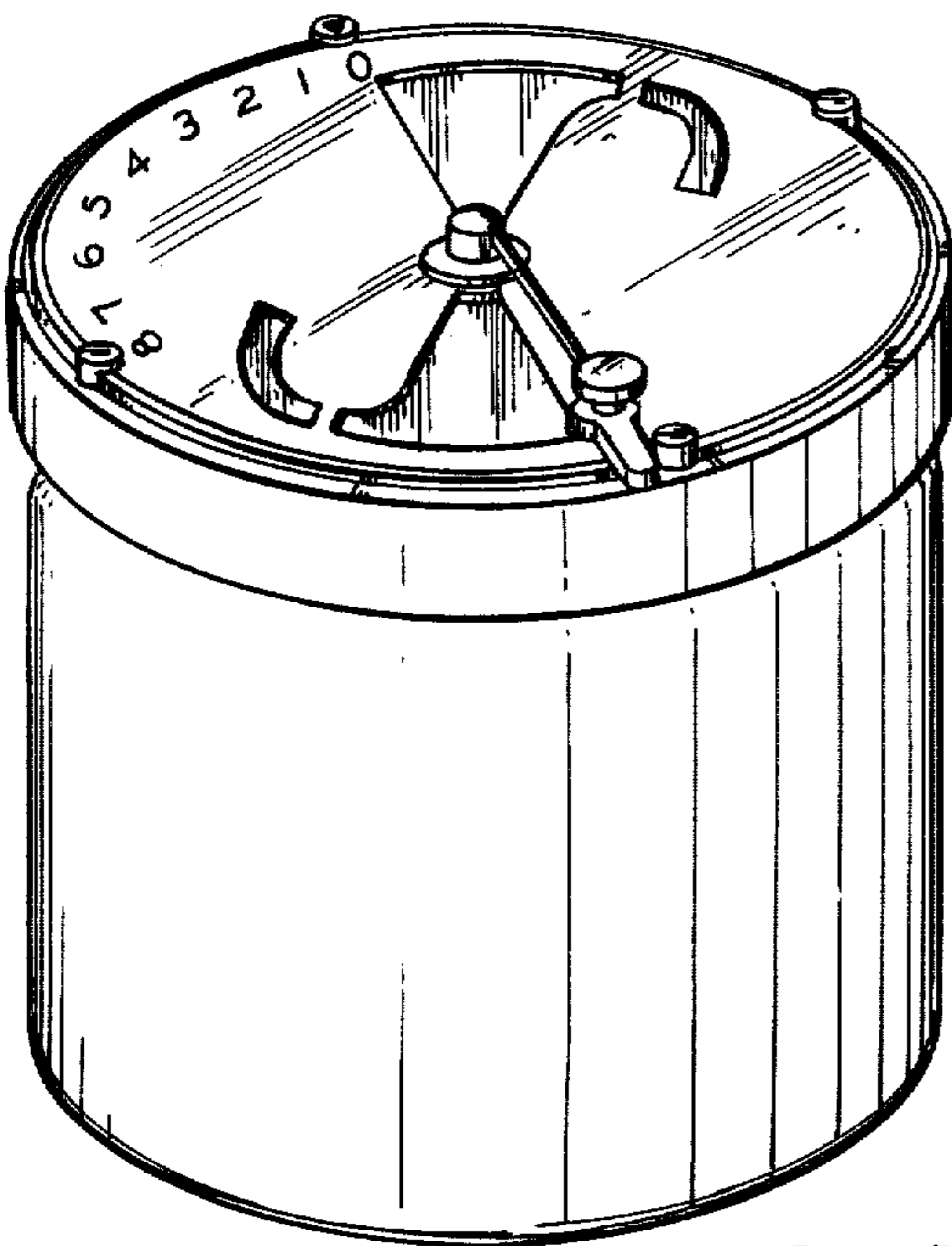




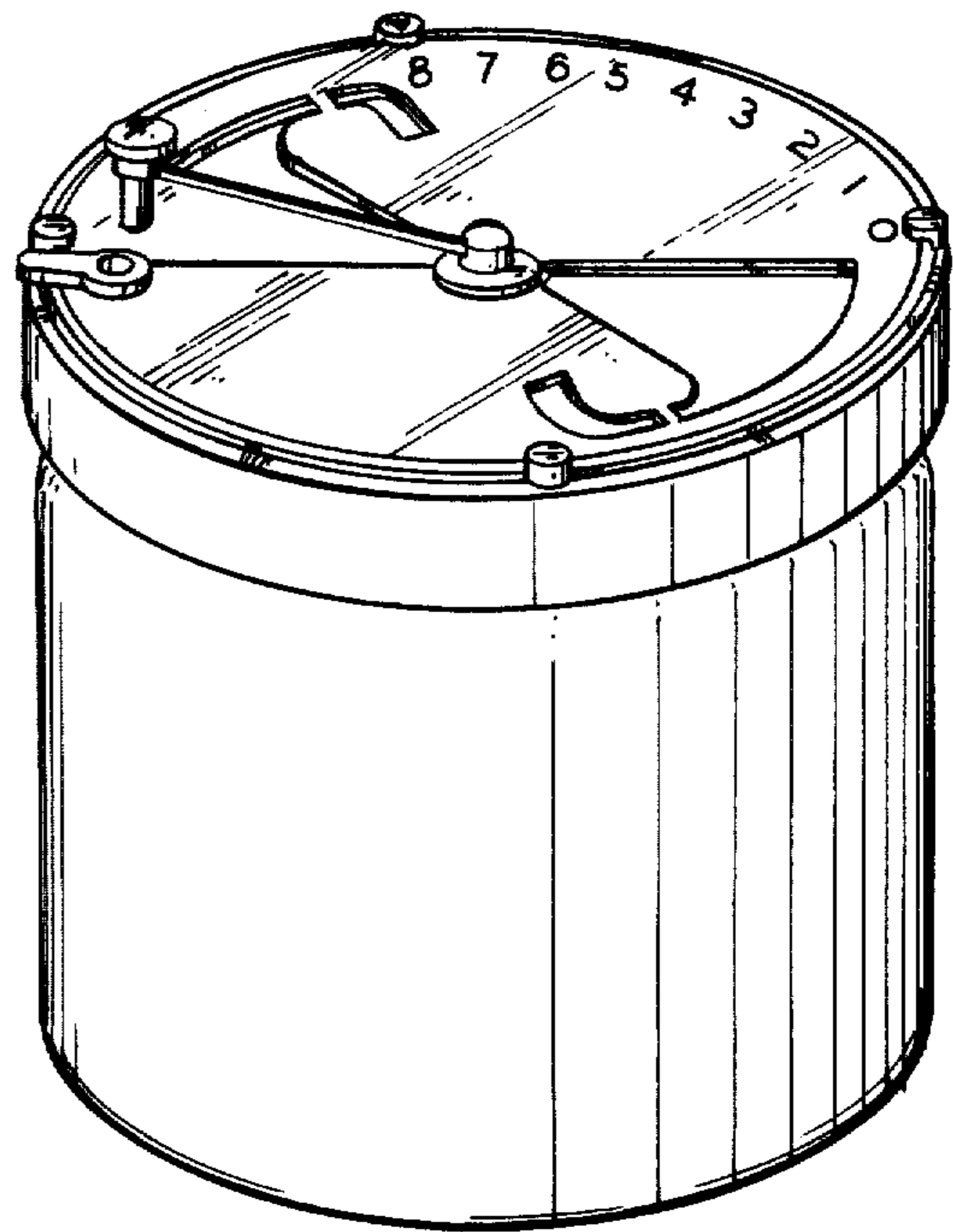
*FIG-1*



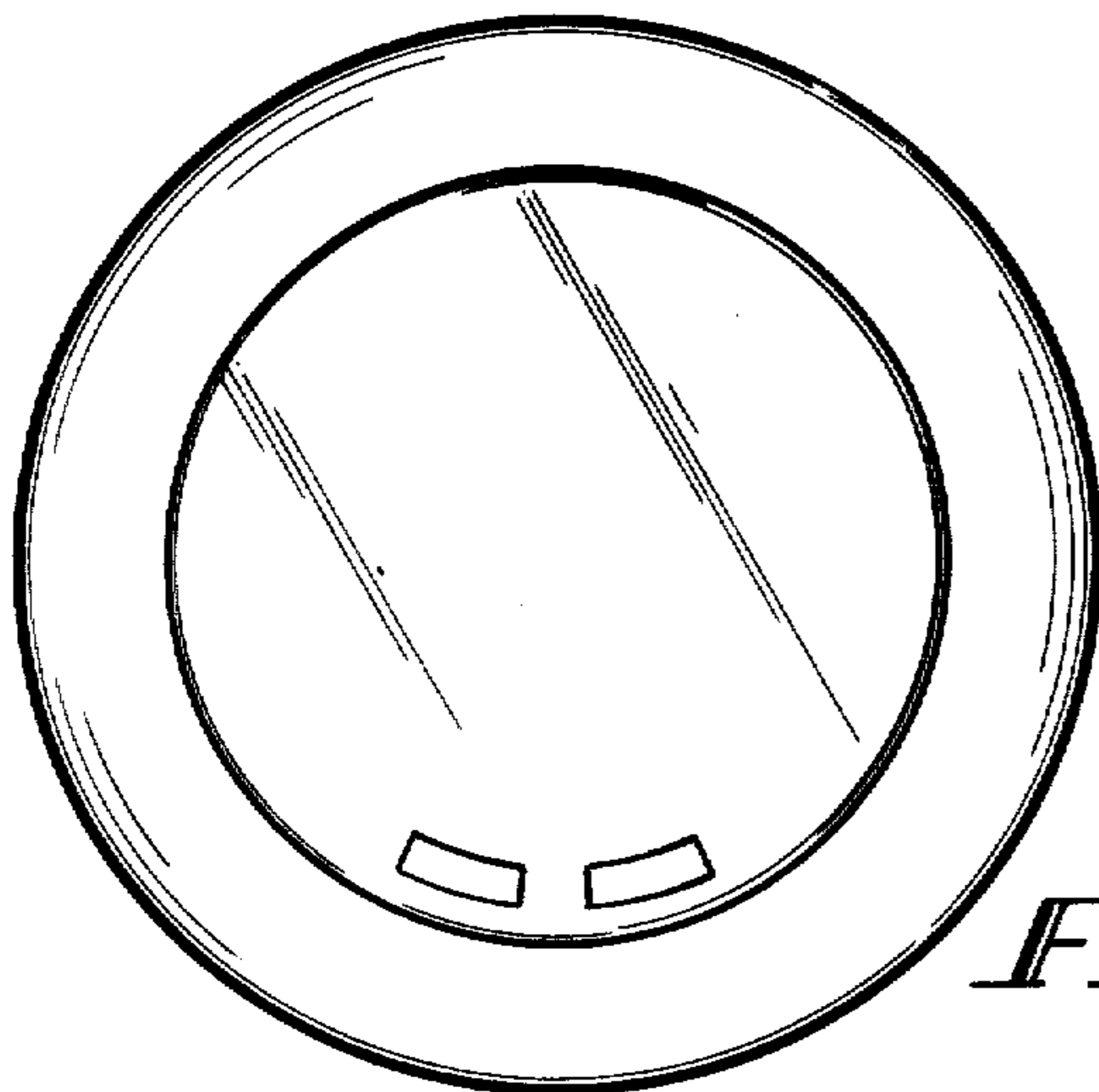
*FIG-2*



*FIG-3*



*FIG-4*



*FIG-5*