

[54] **BALL CATCHING AND THROWING DEVICE**

[75] Inventor: **Homer C. Amos, Palm Springs, Calif.**

[73] Assignee: **Brunswick Corporation, Skokie, Ill.**

[ \* ] Notice: The portion of the term of this patent subsequent to Jun. 28, 1997, has been disclaimed.

[\*\*] Term: **14 Years**

[21] Appl. No.: **158,334**

[22] Filed: **Jun. 10, 1980**

[51] Int. Cl. .... **D21-01**

[52] U.S. Cl. .... **D21/210**

[58] Field of Search ..... **D21/210; 273/322, 323, 273/326, 318, 320, 327**

[56] **References Cited**

**U.S. PATENT DOCUMENTS**

1,022,186 4/1912 Engler ..... 273/322

2,510,403 6/1950 Krupp ..... 273/322  
4,045,027 8/1977 Manska ..... 273/322

*Primary Examiner*—Melvin B. Feifer

*Attorney, Agent, or Firm*—John G. Heimovics

[57] **CLAIM**

The ornamental design for a ball catching and throwing device, as shown and described.

## DESCRIPTION

FIG. 1 is a perspective view of the ball catching and throwing device showing my new design;



FIG. 2 is a top plan view of the device showing my new design;

FIG. 3 is a side elevation view of the device showing my new design;

FIG. 4 is a bottom view of the device showing my new design;

FIG. 5 is a cup end view of the device showing my new design; and

FIG. 6 is a tip end view of the device showing my new design.






FIG. 1



FIG. 2

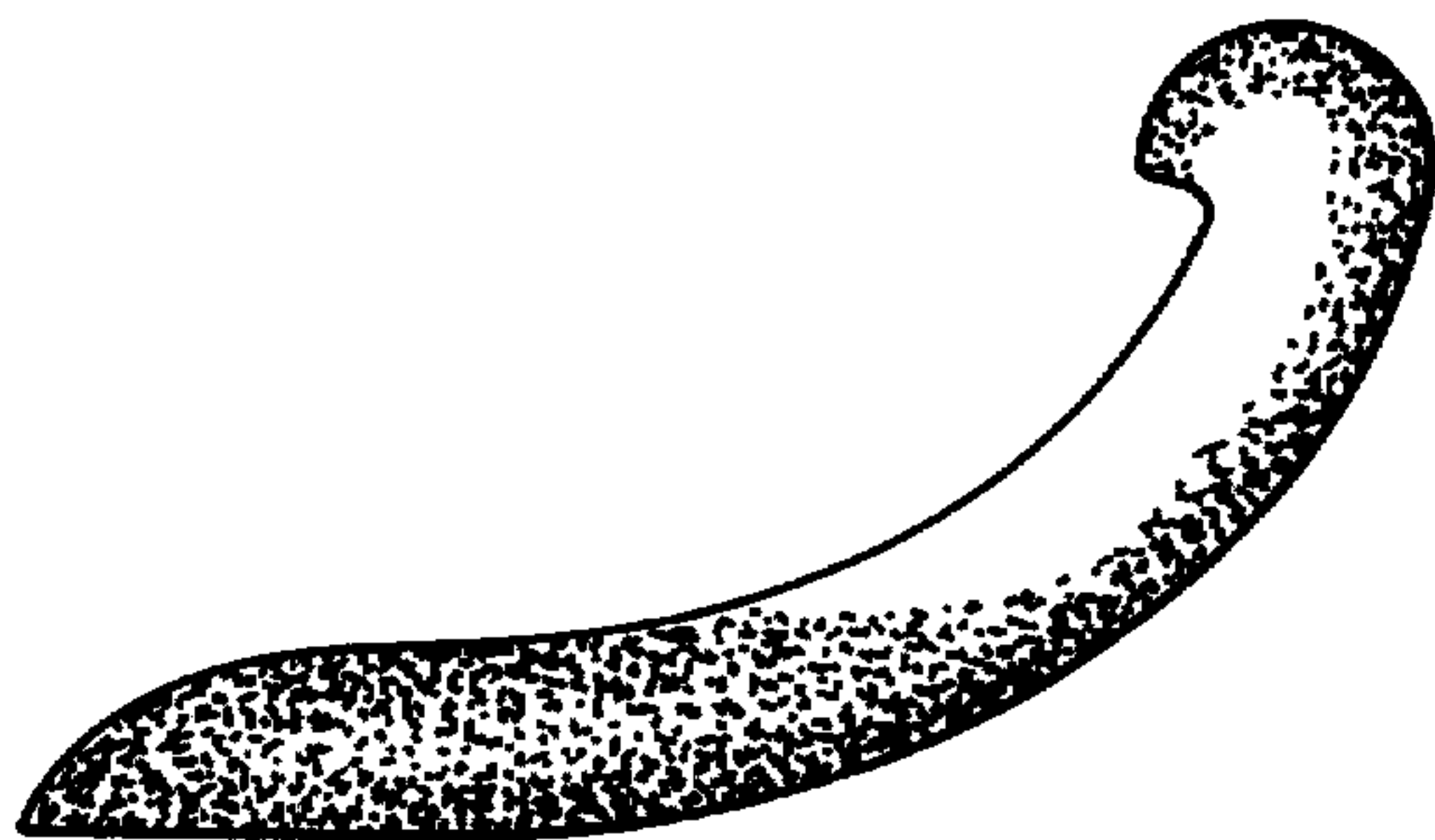


FIG. 3




FIG. 4




FIG. 5

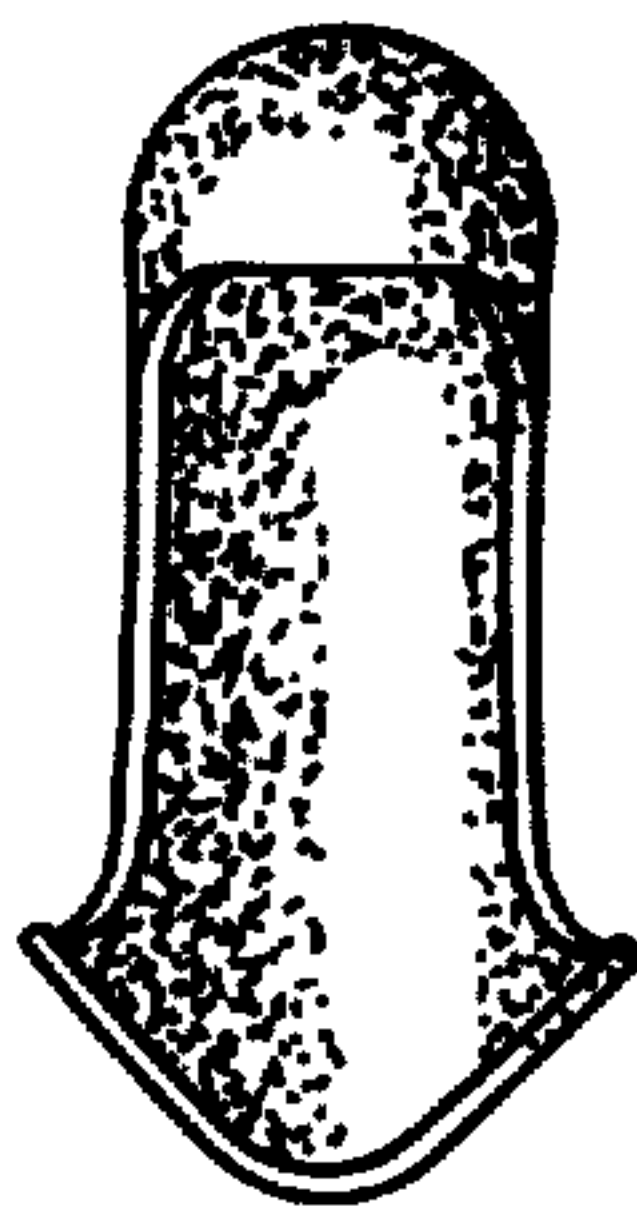


FIG. 6