

[54] DIGITAL WATCH

- [75] Inventors: John T. Houlihan, Watertown; John S. Maliskas, Newtown, both of Conn.
- [73] Assignee: Timex Corporation, Waterbury, Conn.
- [\*\*] Term: 14 Years
- [21] Appl. No.: 254,033
- [22] Filed: Apr. 14, 1981
- [51] Int. Cl. .... D10—02
- [52] U.S. Cl. .... D10/38
- [58] Field of Search .... D10/30-31, D10/32, 38, 39, 40; 368/240-242, 239, 276, 281-282, 285

- [56] References Cited
- U.S. PATENT DOCUMENTS
- D. 259,626 6/1981 Wada ..... D10/38
- D. 266,491 10/1982 Abe ..... D10/39

OTHER PUBLICATIONS

*Jeweler's Circular-Keystone*-3/76-p. 79-Watch at center.

*Jeweler's Circular-Keystone*-6/78-p. 49-Digital watch at bottom center.

*Jeweler's Circular-Keystone*-2/79-p. 185-Watches at right.

*Swiss Watch & Jewelry Journal*-2/80-p. 174-Watches at center.

Primary Examiner—Nelson C. Holtje

Attorney, Agent, or Firm—William C. Crutcher

[57] CLAIM

The ornamental design for a “digital watch”, as shown and described.

DESCRIPTION

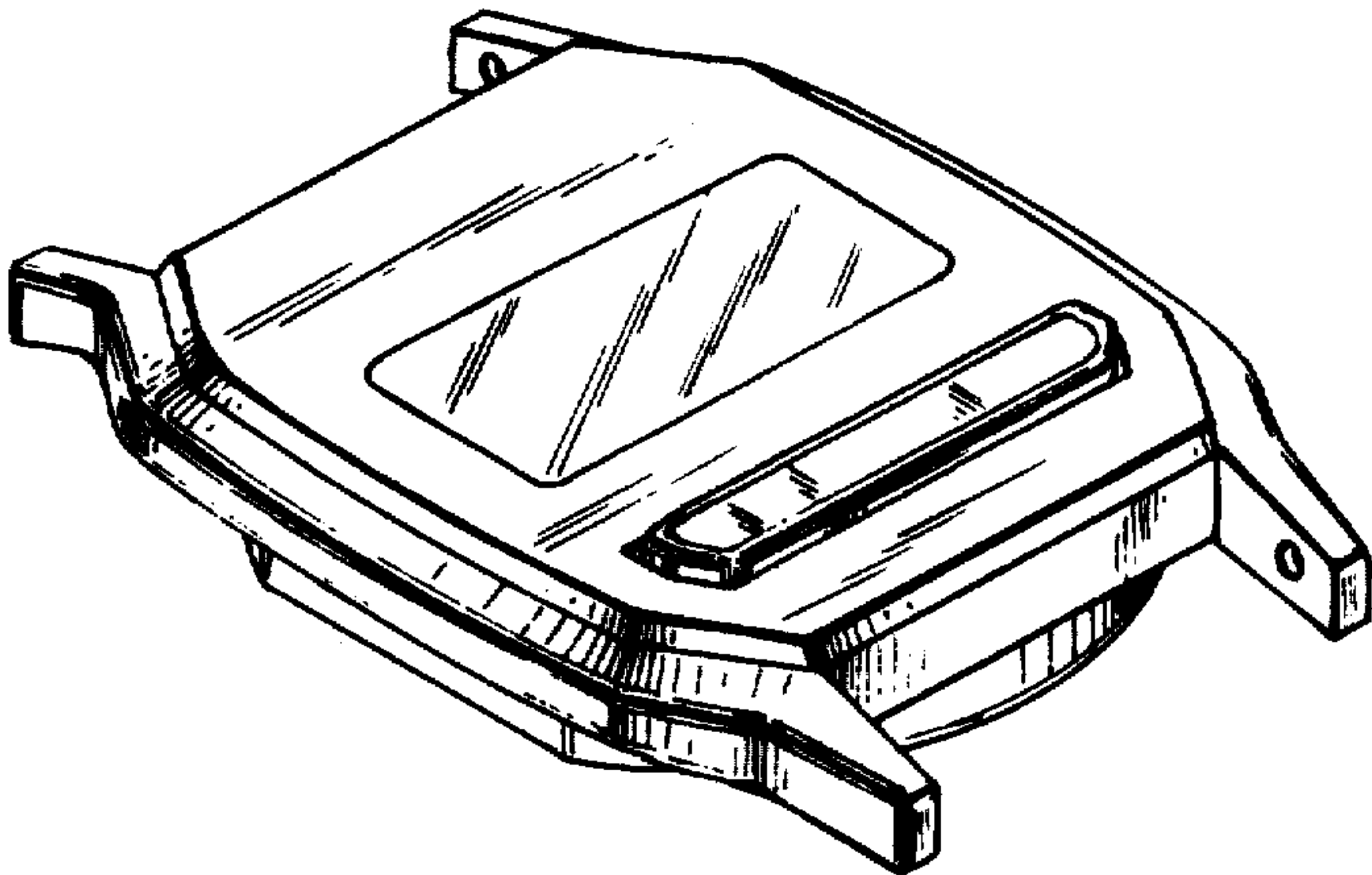
FIG. 1 is a top perspective view of a digital watch showing our new design;

FIG. 2 is a top plan view thereof, the bottom being conventionally plain and unornamented;

FIG. 3 is a right side elevation view thereof, the left side being a substantially mirror image thereof;

FIG. 4 is a front elevational view thereof.

The rear elevational view thereof is substantially a mirror image of the front elevational view.



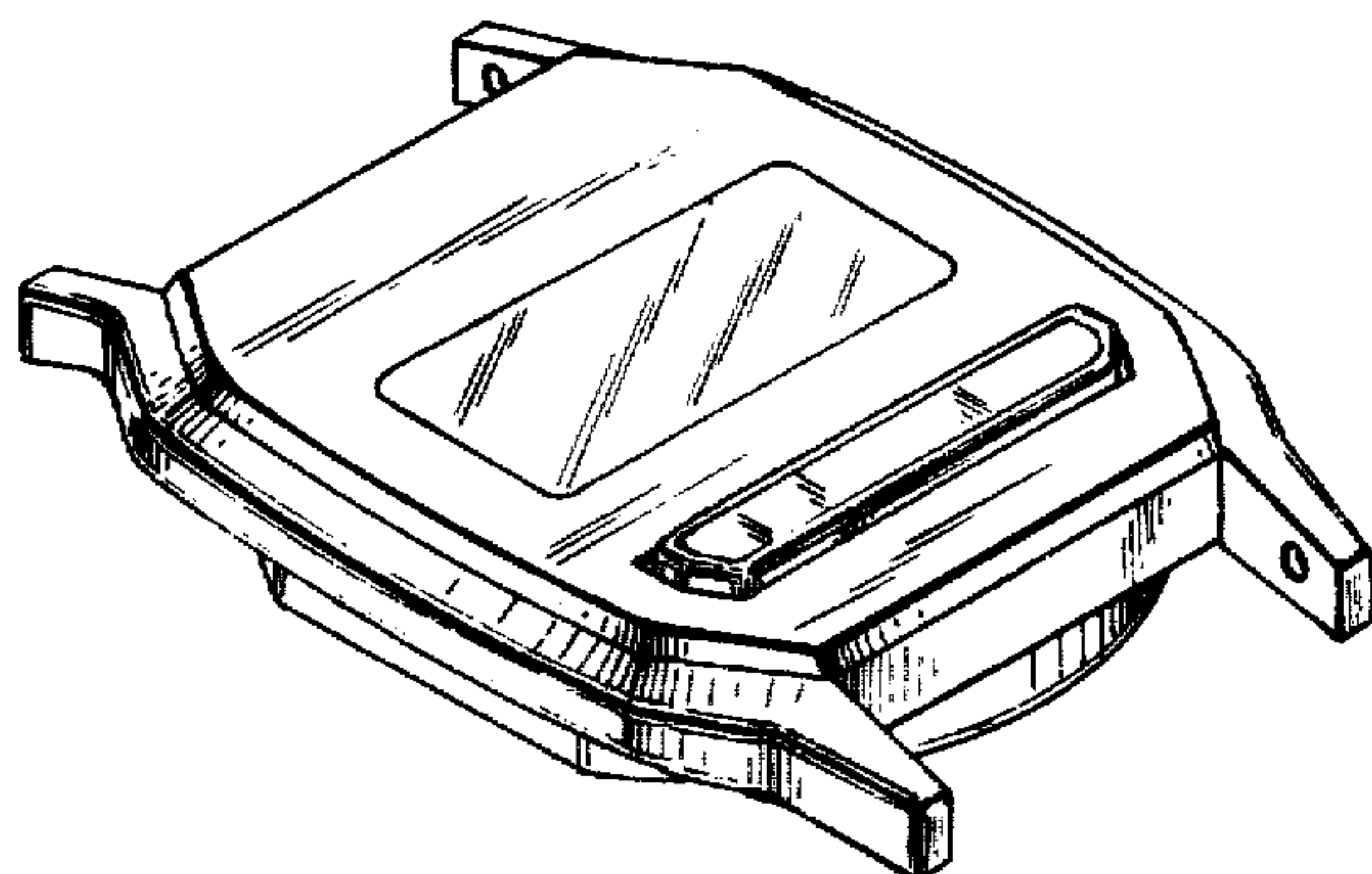


FIG. 1

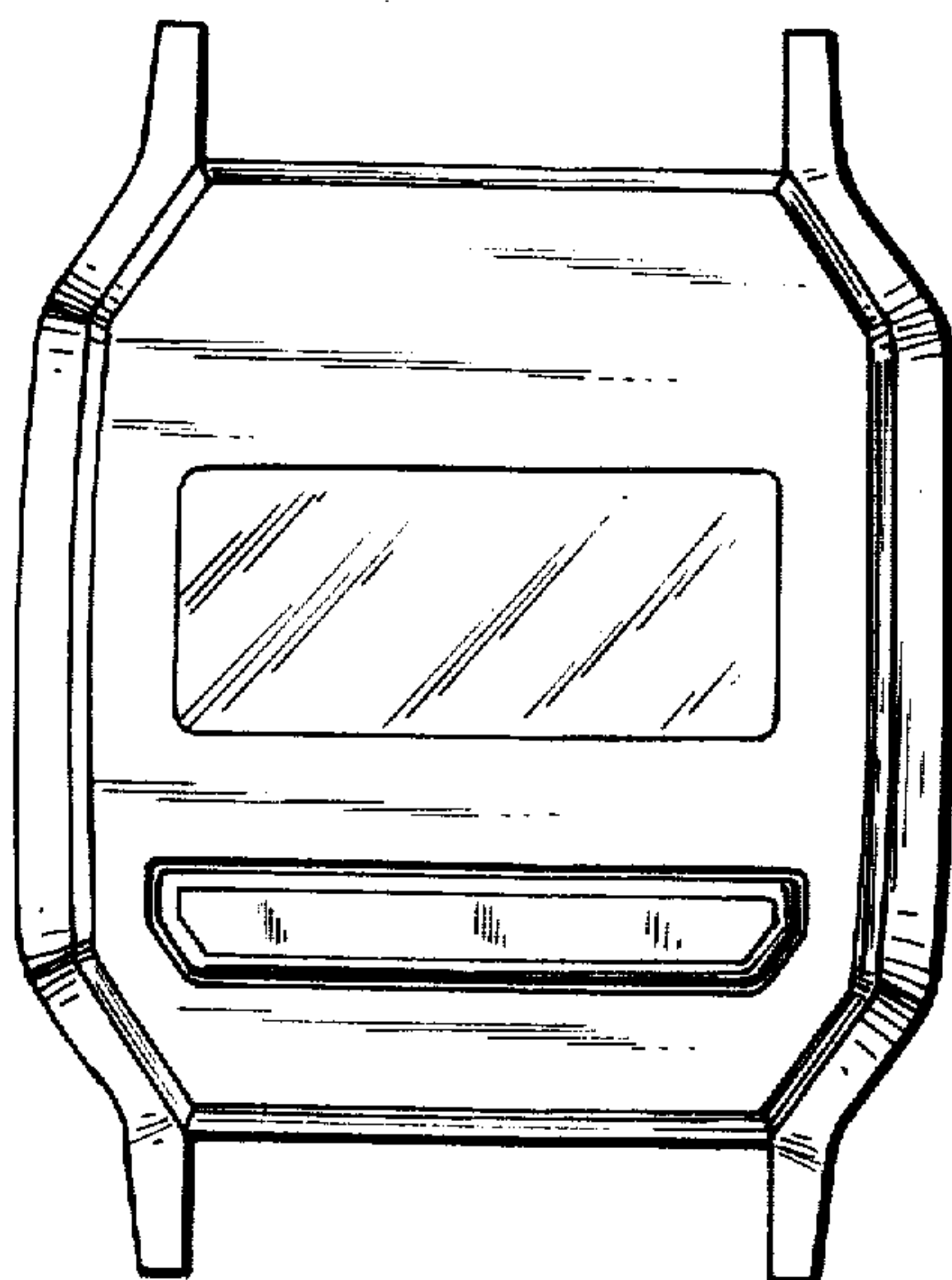


FIG. 2

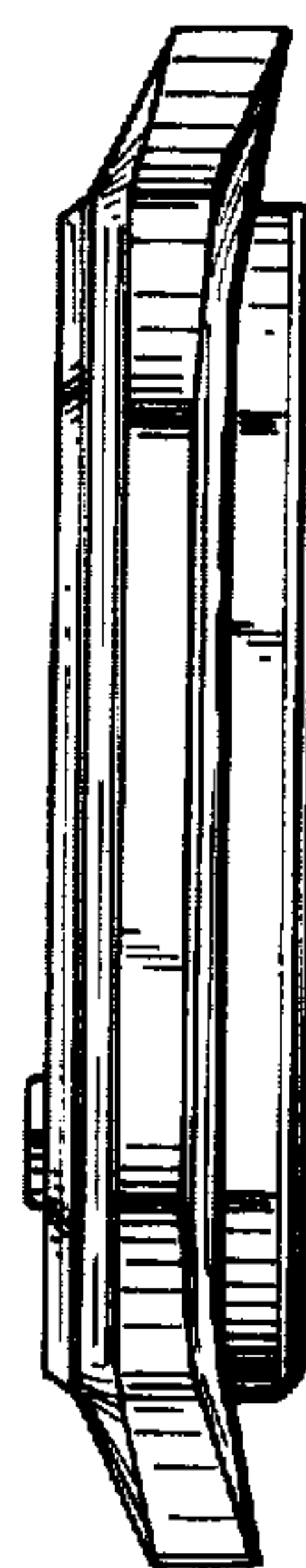


FIG. 3




FIG. 4