

[54] CADDY FOR ASSEMBLED RODS AND REELS

[76] Inventor: Paul F. Rieman, 4390 E. Broadway, Des Moines, Iowa 50317

[**] Term: 14 Years

[21] Appl. No.: 261,635

[22] Filed: May 7, 1981

[51] Int. Cl. D6-06

[52] U.S. Cl. D6/125; D22/13

[58] Field of Search D6/114, 125, 157, 85; 211/13, 60 R, 87, 89, 124, 60 T; D22/13; 224/922

[56] References Cited

U.S. PATENT DOCUMENTS

D. 198,691 7/1964 Schaefer D6/125

D. 249,425 9/1978 Jones D6/125
D. 256,303 8/1980 Rieman D6/125
2,419,175 4/1947 Spohrer 211/89
3,004,673 10/1961 Emery 211/60 R
4,311,262 1/1982 Morin 211/60 R

Primary Examiner—B. J. Bullock
Attorney, Agent, or Firm—G. Brian Pingel

[57] CLAIM

The ornamental design for a caddy for assembled rods and reels, substantially as shown.

DESCRIPTION

FIG. 1 is a front elevational view of a caddy for assembled rods and reels showing my new design; FIG. 2 is a side view thereof; FIG. 3 is a rear view thereof; FIG. 4 is a top plan view thereof; FIG. 5 is a bottom plan view thereof; and FIG. 6 is a front perspective view thereof.




FIG. 1

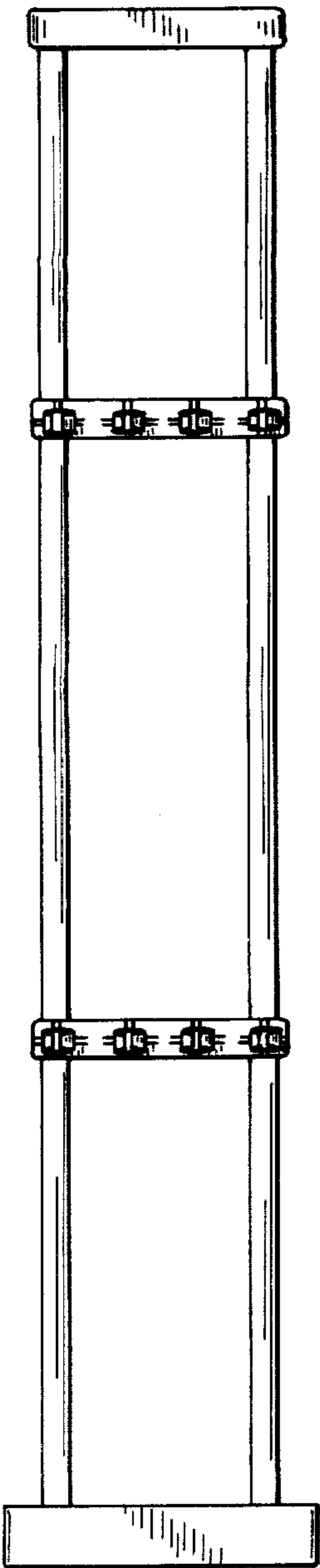


FIG. 2




FIG. 3

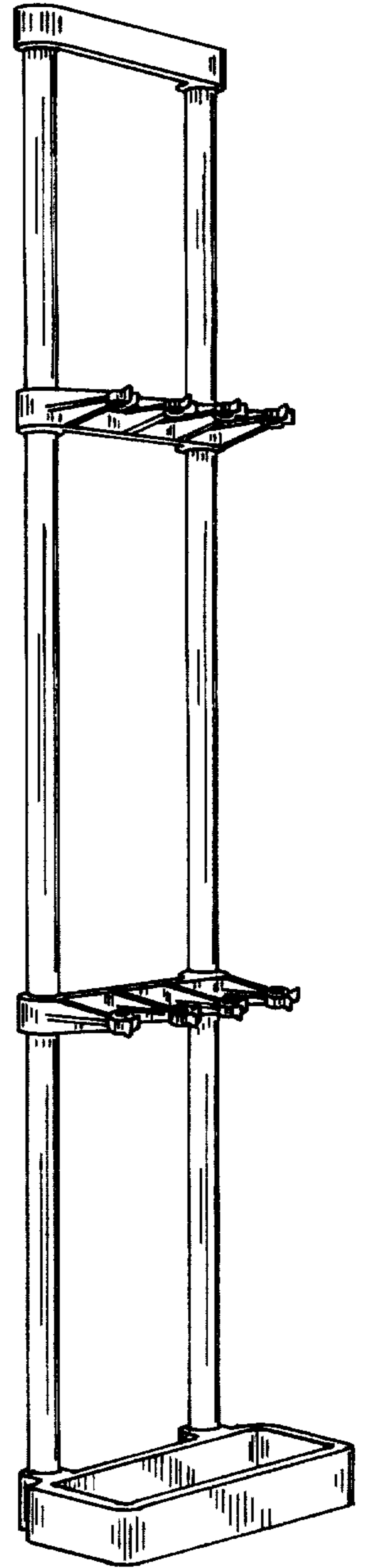
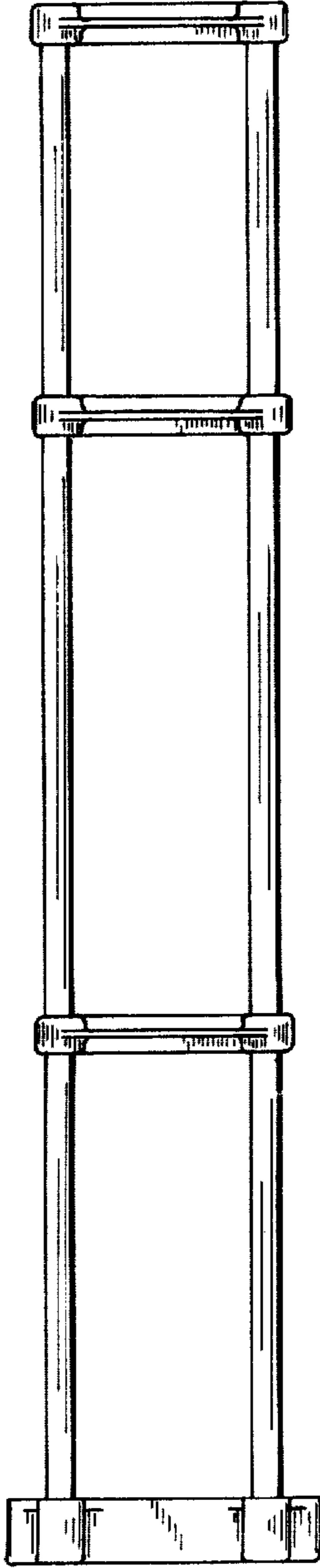


FIG. 6

FIG. 4

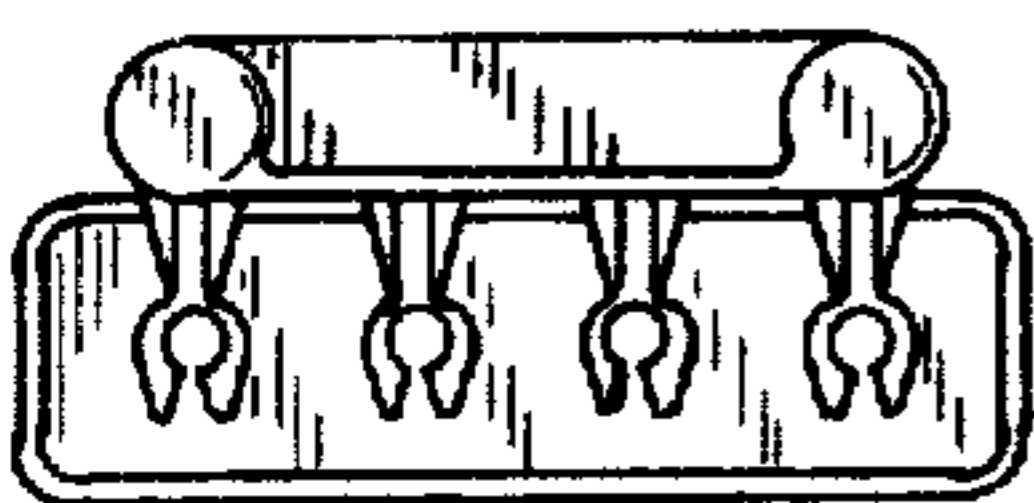


FIG. 5

