

[54] COMPARTMENTED TRAVEL CASE

1,950,252 3/1934 Lewis D3/39
3,306,405 2/1967 Rosenblum D3/76

[76] Inventor: Brian T. Bunetta, 19981 Carrie,
Detroit, Mich. 48234

Primary Examiner—George P. Word
Attorney, Agent, or Firm—Cullen, Sloman, Cantor,
Grauer, Scott & Rutherford

[**] Term: 14 Years

[21] Appl. No.: 233,737

[57] CLAIM

[22] Filed: Feb. 12, 1981

The ornamental design for a compartmented travel case, substantially as shown and described.

[51] Int. Cl. D3—02

DESCRIPTION

[52] U.S. Cl. D3/39; D3/74;
D3/78

[58] Field of Search D3/30.1, 33, 39, 51,
D3/76, 70, 74, 75, 78; 206/566, 565; 132/79 F,
79 C, 80, 83 R

FIG. 1 is a perspective view of a compartmented travel case showing my new design in the open condition; FIG. 2 is a perspective view thereof in the closed condition; and

FIG. 3 is a right side elevational view of the compartmented travel case shown in FIG. 1.

[56] References Cited

U.S. PATENT DOCUMENTS

- D. 45,251 2/1914 Chodorkow D3/70
- D. 93,333 9/1934 Spearman D3/39
- D. 163,268 5/1951 Flynn D3/75
- D. 180,706 7/1957 Bourdon D3/39

The characteristic feature of the design resides in the covering on the exterior and on portions of the interior. The bottom surface as viewed in FIG. 1 is shown in FIG. 2.

The rear surface as viewed from FIG. 1 is the same as the bottom surface shown in FIG. 2.

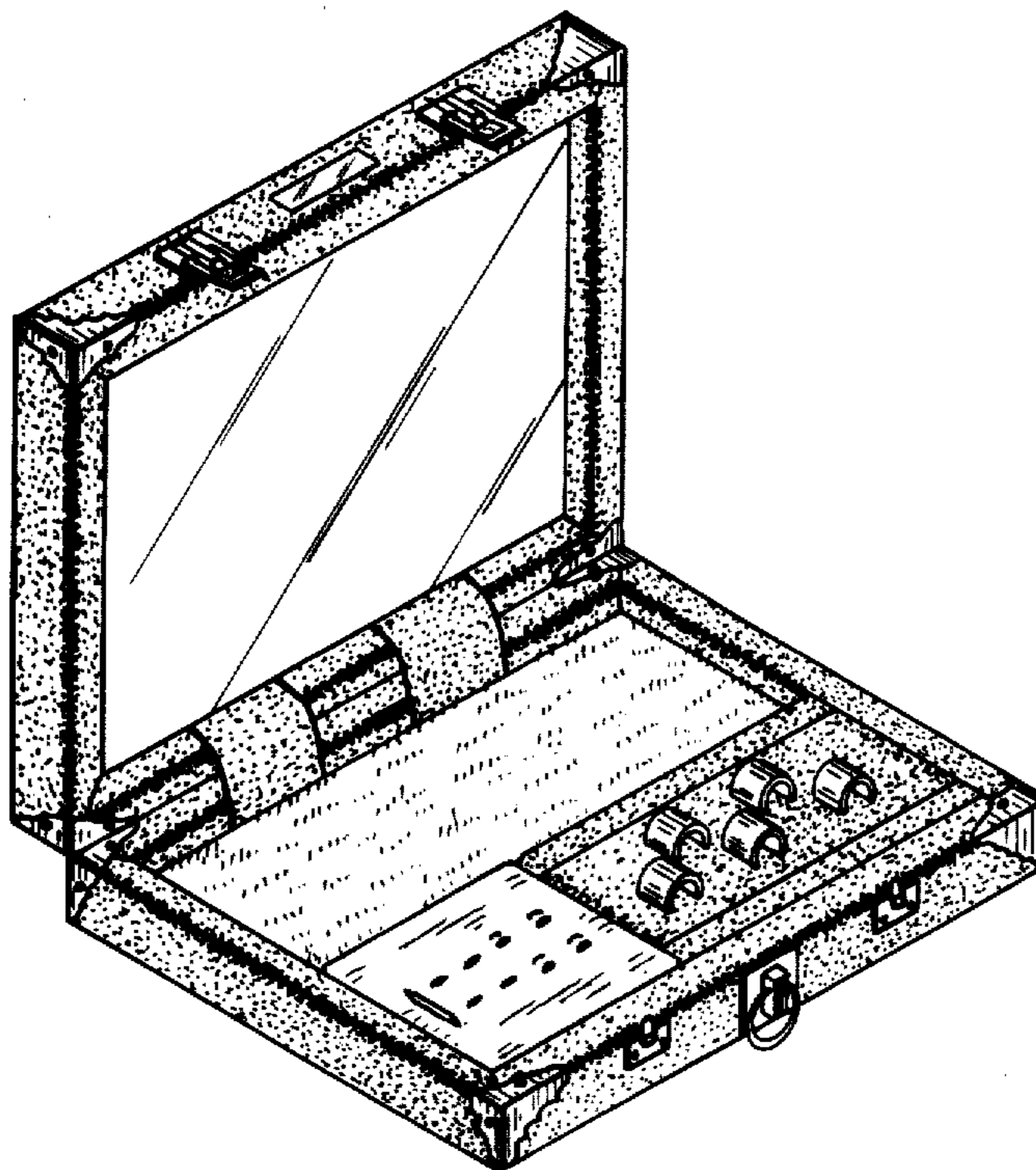


FIG. 1

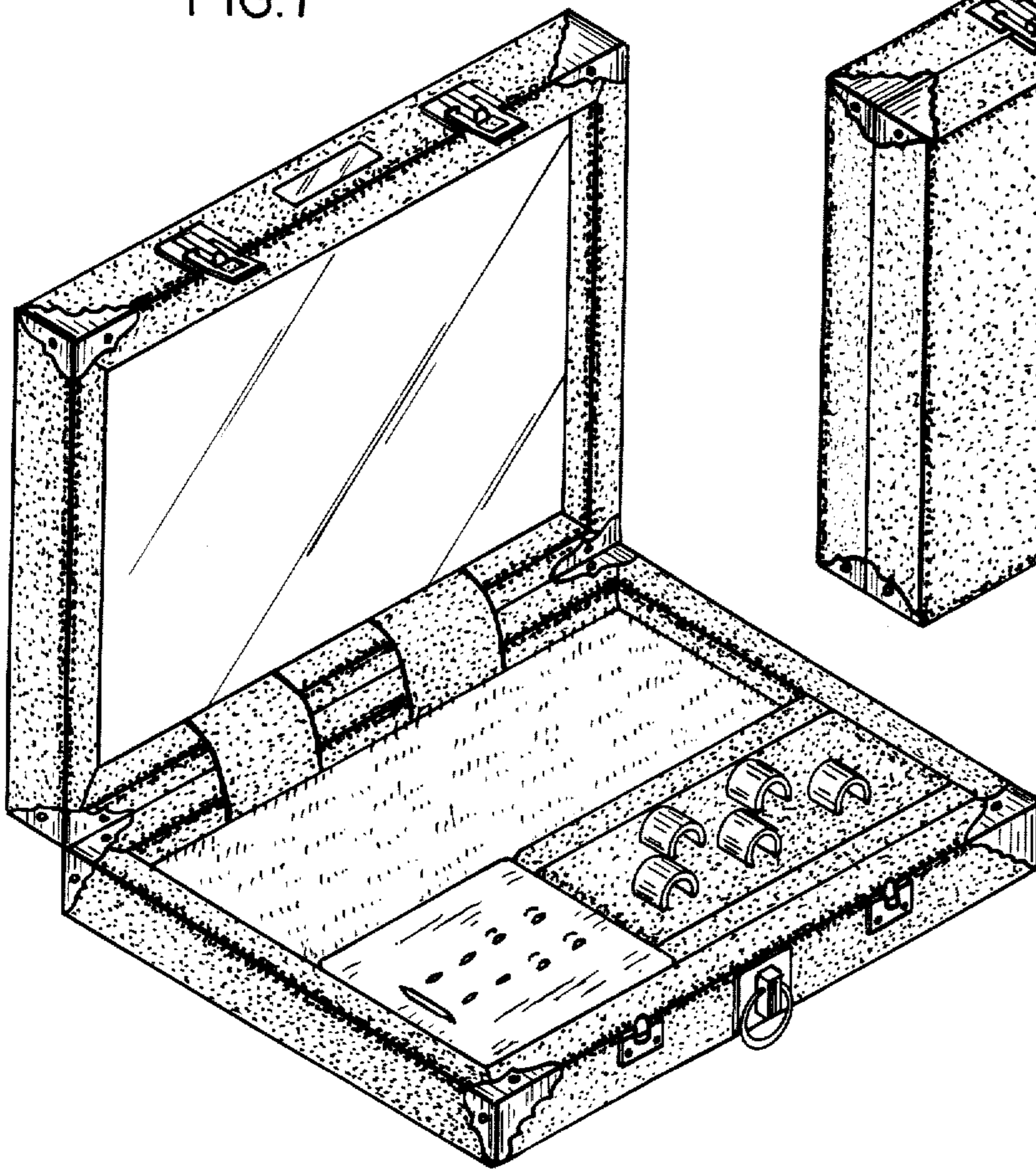


FIG. 2

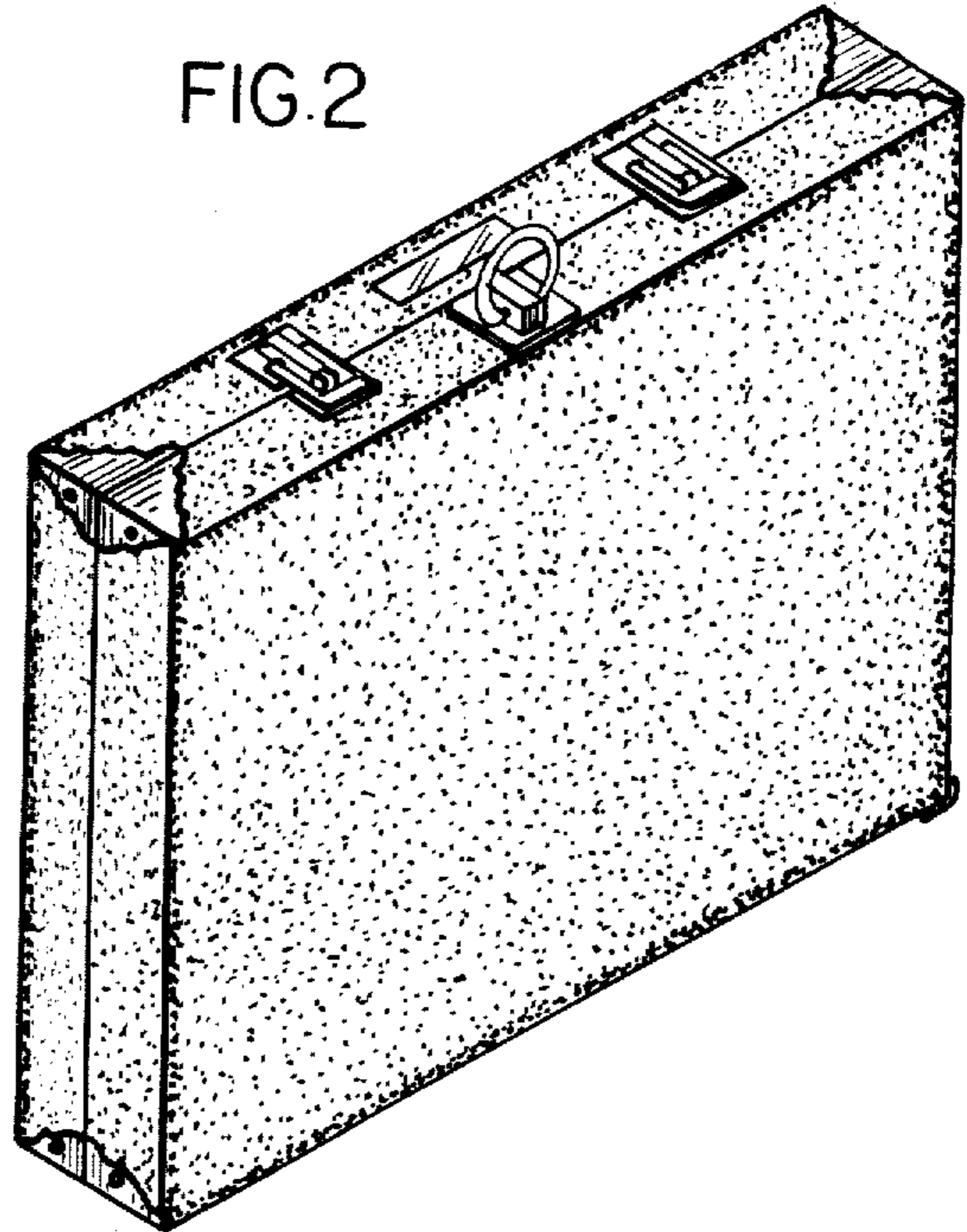


FIG. 3

