

- [54] **PHARMACEUTICAL TABLET**
- [75] **Inventor:** **Geoffrey D. Tovey**, Harpenden, England
- [73] **Assignee:** **Smith Kline & French Laboratories Limited**, Welwyn Garden City, England
- [**] **Term:** **14 Years**
- [21] **Appl. No.:** **270,192**
- [22] **Filed:** **Jun. 3, 1981**

[30] **Foreign Application Priority Data**
 Apr. 28, 1981 [GB] United Kingdom 1000203

- [51] **Int. Cl.** **D28—01**
- [52] **U.S. Cl.** **D28/2; D28/8.1; D1/12; D21/95; 424/15**
- [58] **Field of Search** **D28/1, 2, 8.1, 8.2; D1/12; D9/430, 432, 423; D6/89; D21/51, 95, 96, 98; 23/166; 252/92; 424/14, 15**

[56] **References Cited**
U.S. PATENT DOCUMENTS

- D. 24,313 5/1895 Taggart D28/2
- D. 24,363 6/1895 Crellin D28/1
- D. 27,484 8/1897 Zwoyer D23/166
- D. 51,534 11/1917 Williams D28/8.1
- D. 60,248 1/1922 Lane D28/2
- D. 67,509 6/1925 Durstine D28/8.2
- D. 88,351 11/1932 Herrly D23/166
- D. 91,644 12/1933 Blackstone D28/2
- D. 137,202 2/1944 Scott D28/8.1
- D. 187,372 3/1960 Dailey D28/8.1
- D. 192,131 1/1962 Weiss D28/8.2

- D. 213,873 4/1969 Byran D28/2
- D. 216,307 12/1969 Ninger .
- D. 217,890 6/1970 Koenigsberg D28/8.1
- D. 223,759 6/1972 File .
- D. 228,456 9/1973 Ninger .
- D. 229,175 11/1973 Libertone et al. .
- D. 262,663 1/1982 Neu et al. D28/8.1
- 1,144,743 6/1915 Upjohn D28/8.1
- 2,410,110 10/1946 Taylor 424/14

FOREIGN PATENT DOCUMENTS

- 1110203 10/1955 France 252/92

OTHER PUBLICATIONS

Physicians' Desk References (PDR), 34th Ed., ©1980, Litton Industries.
 Thomas Mills and Brother, Excerpts from 1924 Catalog of Confectioners' Tools & Machinery, pp. 28 & 37.
 Thomas Mills and Bro. Confectioners' Machinery & Tools, Catalogue X, pp. 43, 44, 45.
 Soap Bars Digest.

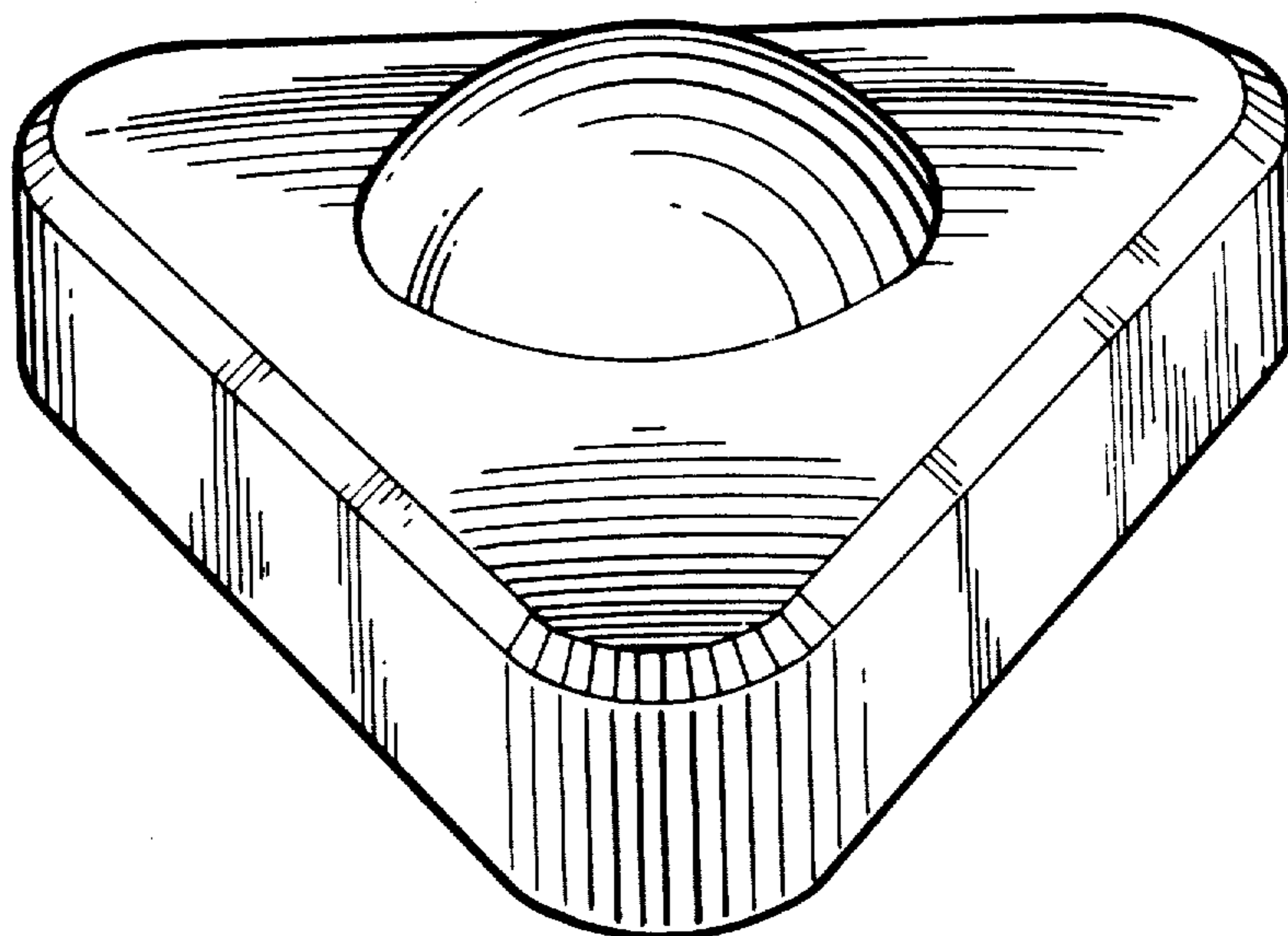
Primary Examiner—Wallace R. Burke
Assistant Examiner—Horace B. Fay, Jr.
Attorney, Agent, or Firm—Joseph A. Marlino; Richard D. Foggio; Alan D. Lourie

[57] **CLAIM**

The ornamental design for a pharmaceutical tablet, as shown and described.

DESCRIPTION

FIG. 1 is a perspective view of a pharmaceutical tablet showing my new design;
 FIG. 2 is a top or bottom plan view thereof;
 FIG. 3 is a side elevation thereof, it being understood that the remaining sides are identical to that shown.



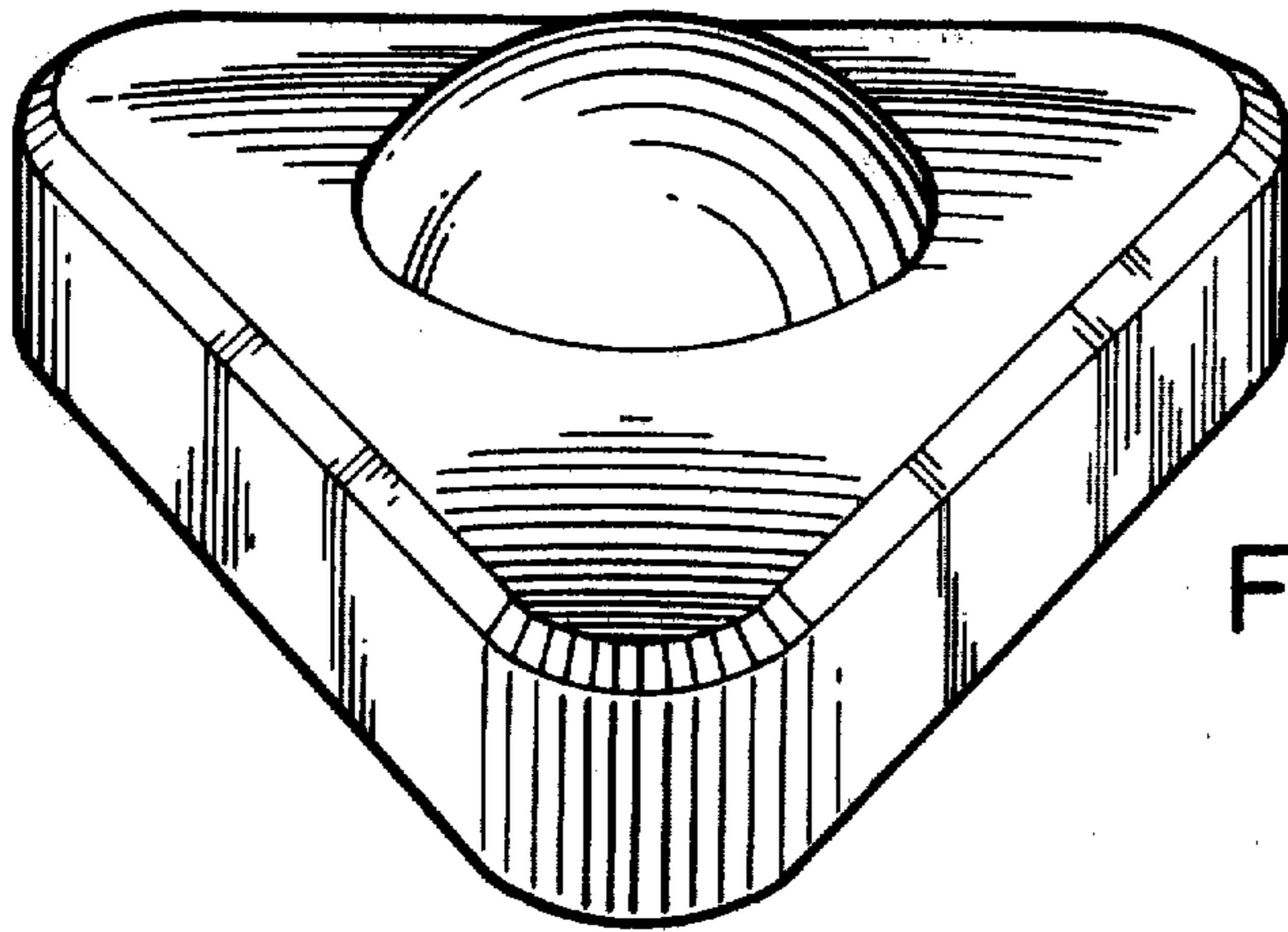


Fig. 1

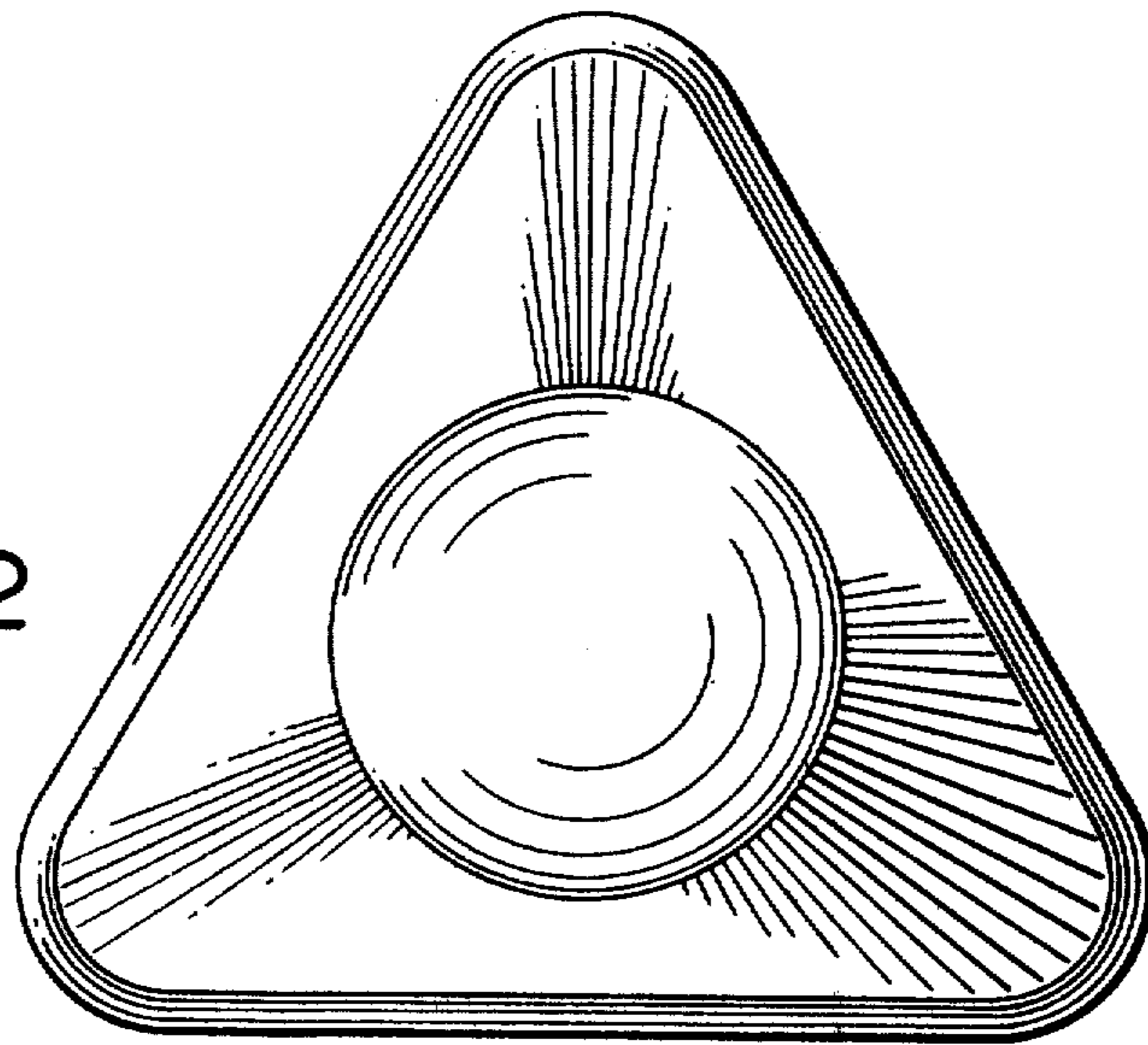


Fig. 2

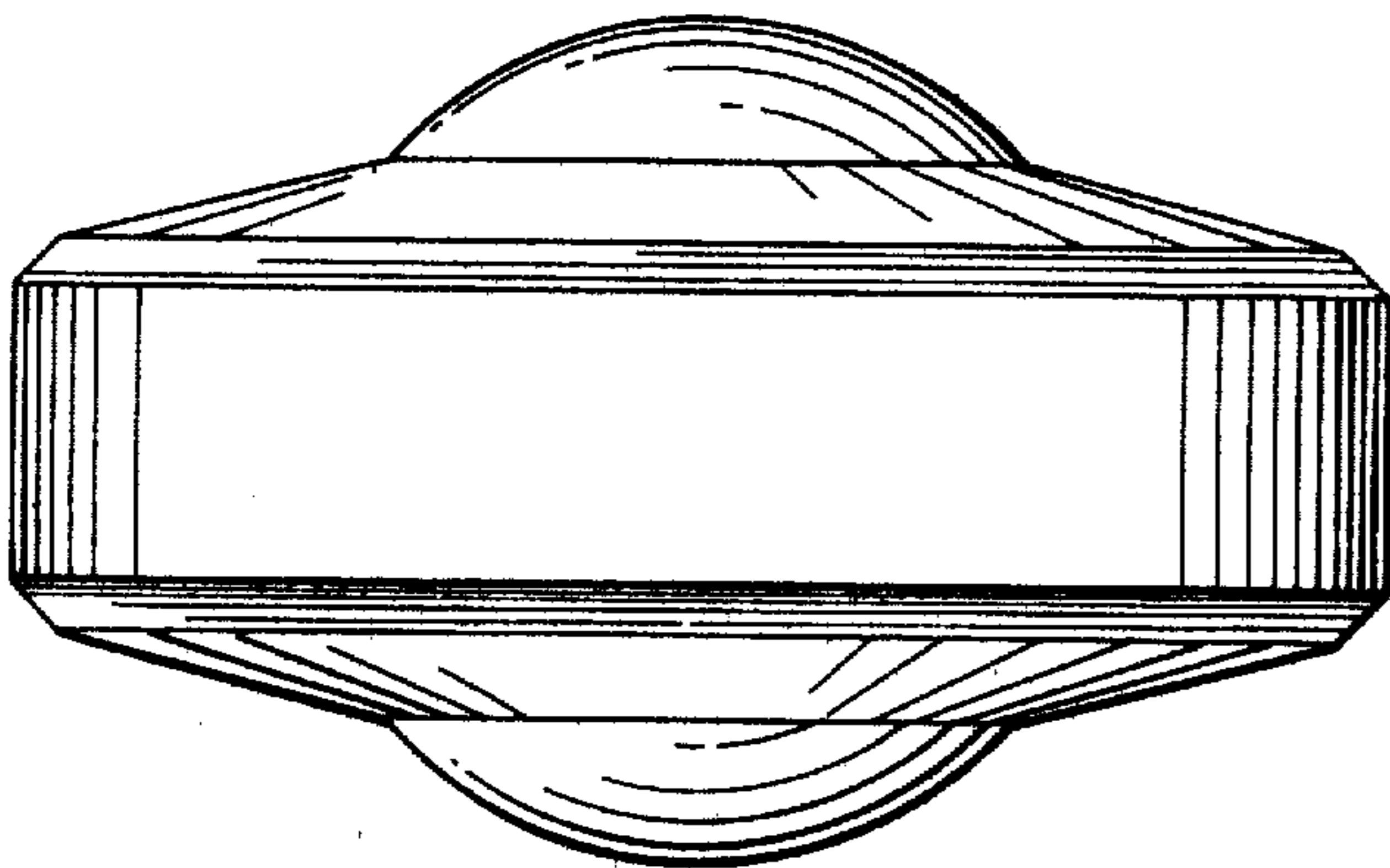


Fig. 3