

- [54] **PHARMACEUTICAL TABLET**
 [75] **Inventor:** Geoffrey D. Tovey, Harpenden, England
 [73] **Assignee:** Smith Kline & French Laboratories Limited, Welwyn Garden City, England
 [**] **Term:** 14 Years
 [21] **Appl. No.:** 270,057
 [22] **Filed:** Jun. 3, 1981
 [51] **Int. Cl.** D28-01
 [52] **U.S. Cl.** D28/2; D28/8.1; D1/12; D21/95; 424/15
 [58] **Field of Search** D28/1, 2, 8.1, 8.2; D1/12; D9/423, 430, 432; D6/89; 23/166; 252/92; 424/14, 15; D21/86

- D. 223,759 6/1972 File .
 D. 228,456 9/1973 Ninger .
 D. 229,175 11/1973 Libertone et al. .
 D. 230,169 1/1974 Sebring D21/95
 D. 232,114 7/1974 Echterling D21/95
 D. 236,278 8/1975 McPhail D21/95
 D. 262,663 1/1982 New et al. D28/8.1
 1,144,743 6/1915 Upjohn D28/8.1
 2,410,110 10/1946 Taylor 424/14

FOREIGN PATENT DOCUMENTS

- 1110203 10/1955 France 252/92

OTHER PUBLICATIONS

Physicians' Desk References (PDR) 34th Ed., ©1980, L Hon. Industries.
 Thomas Mills and Brother, Excerpts from 1924 Catalog of Confectioners' Tools & Machinery, pp. 28, 37.
 Thomas Mills & Bro., Confectioners' Machinery & Tool, Catalogue, pp. 43, 44, 45.
 Surviving Unofficial Cross Ref. Soap Bars Digest Following Reclassification, 9-3306, p. 3.

Primary Examiner—Wallace R. Burke
Assistant Examiner—Horace B. Fay, Jr.
Attorney, Agent, or Firm—Joseph A. Marlino; Richard D. Foggio; Alan D. Lourie

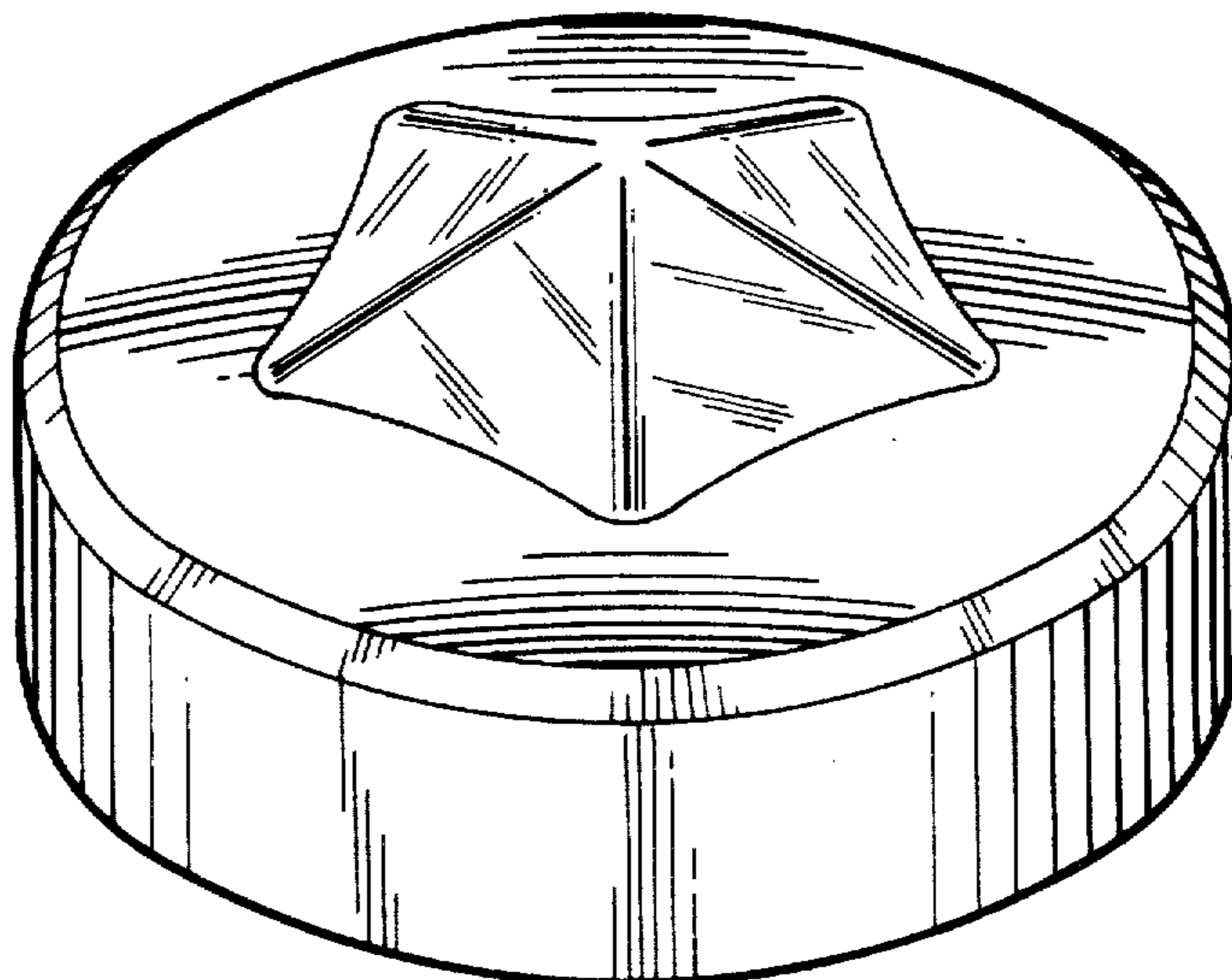
[56] **References Cited**
U.S. PATENT DOCUMENTS

- D. 24,313 5/1895 Taggart D28/2
 D. 24,363 6/1895 Crellin D28/1
 D. 27,484 8/1897 Zwoyer D23/166
 D. 51,534 11/1917 Williams D28/8.1
 D. 60,248 1/1922 Lone D28/2
 D. 67,509 6/1925 Durstine D28/8.2
 D. 68,811 8/1925 Jampel D21/95
 D. 88,351 11/1932 Herrly D23/166
 D. 91,644 12/1933 Blackstone D28/2
 D. 113,876 11/1938 Moure D21/51
 D. 137,202 2/1944 Scott D28/8.1
 D. 187,372 3/1960 Dailey D28/8.1
 D. 192,131 1/1962 Weiss D28/8.2
 D. 213,873 4/1969 Byran D28/2
 D. 216,307 12/1969 Ninger .
 D. 217,890 6/1970 Koenigsberg D28/8.1

[57] **CLAIM**
 The ornamental design for a pharmaceutical tablet, as shown and described.

DESCRIPTION

FIG. 1 is a perspective view of a pharmaceutical tablet showing my new design;
 FIG. 2 is a top or bottom plan view thereof;
 FIG. 3 is a side elevation thereof, it being understood that the remaining sides are identical to that shown.



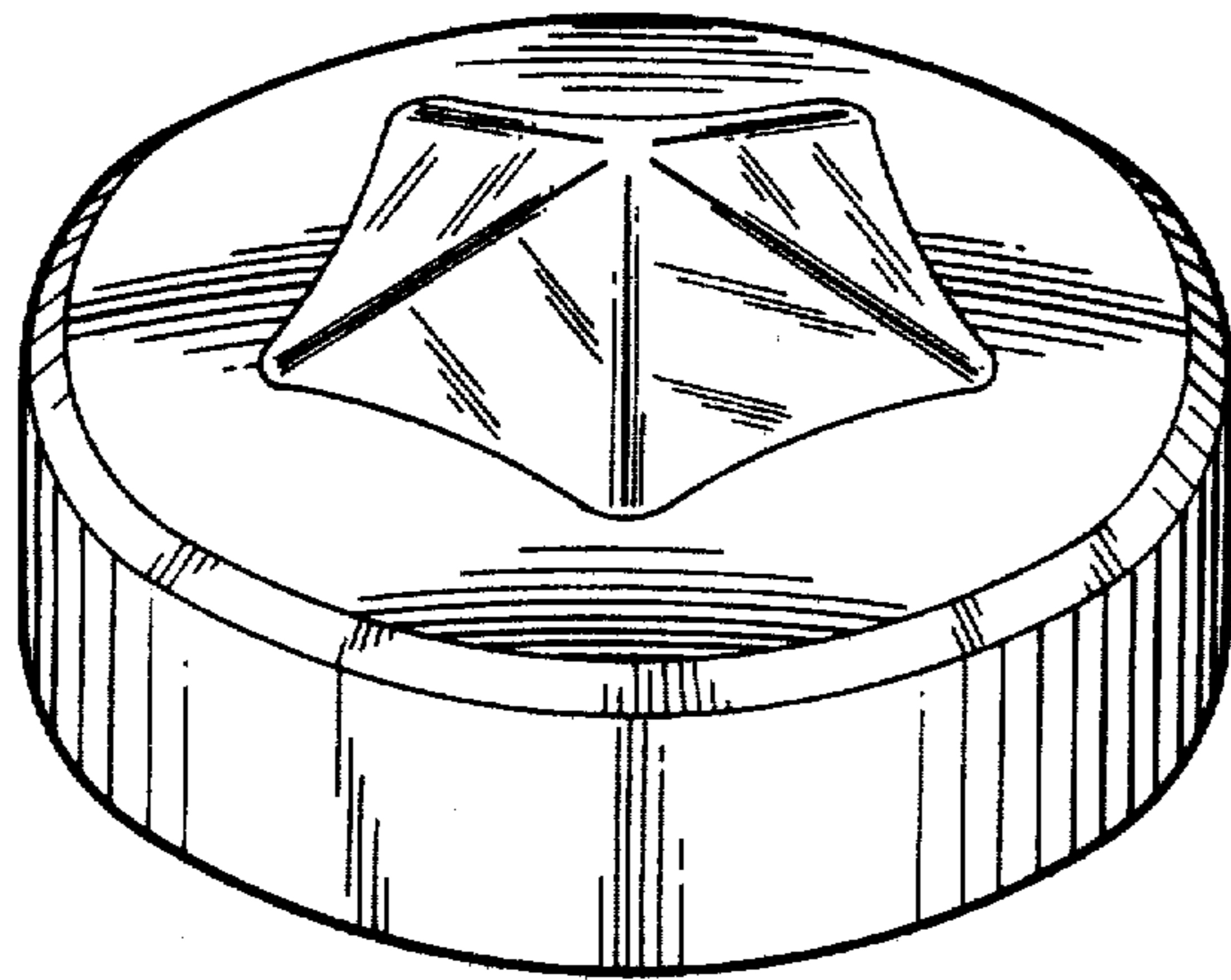


Fig. 1

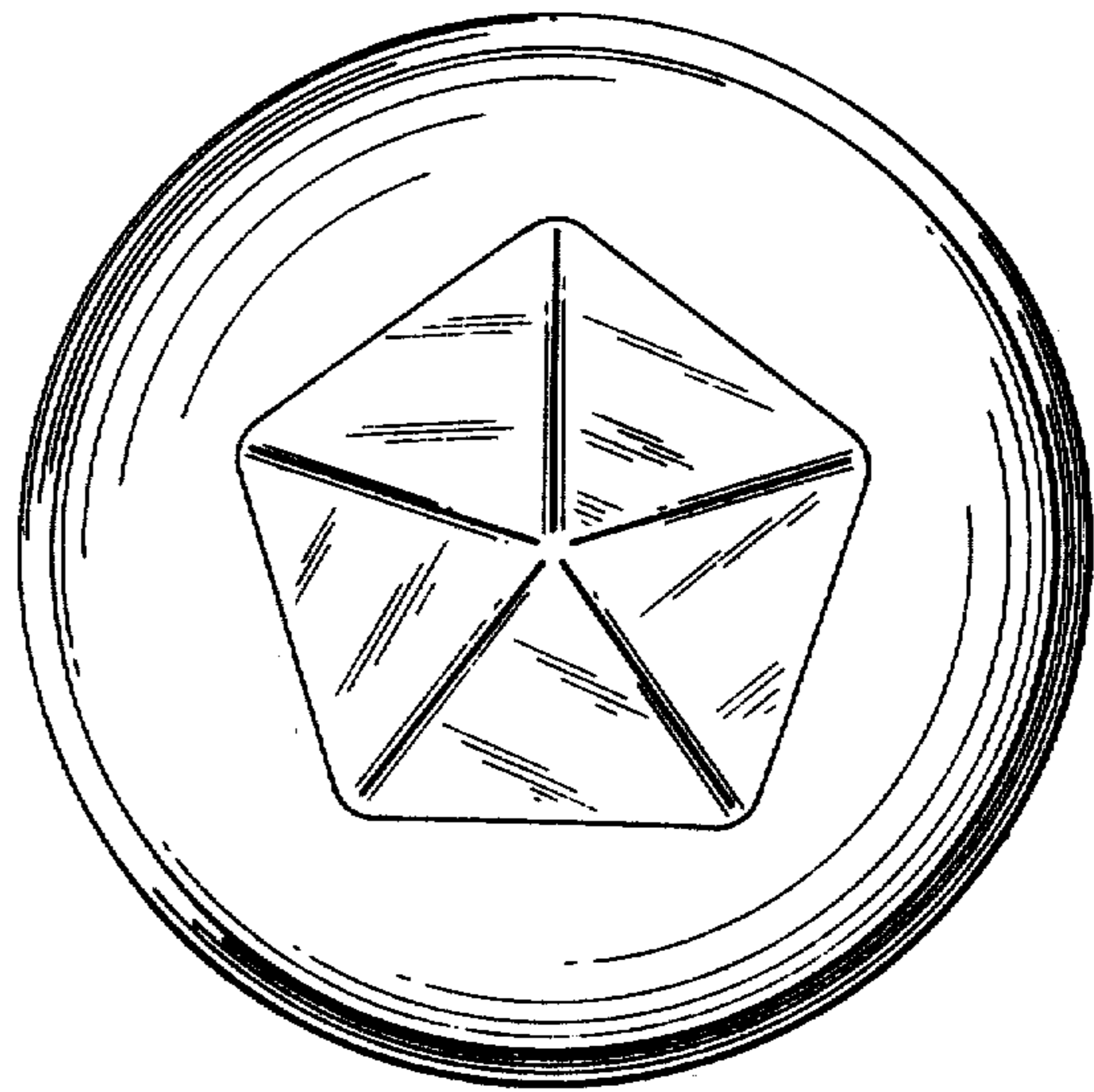


Fig. 2

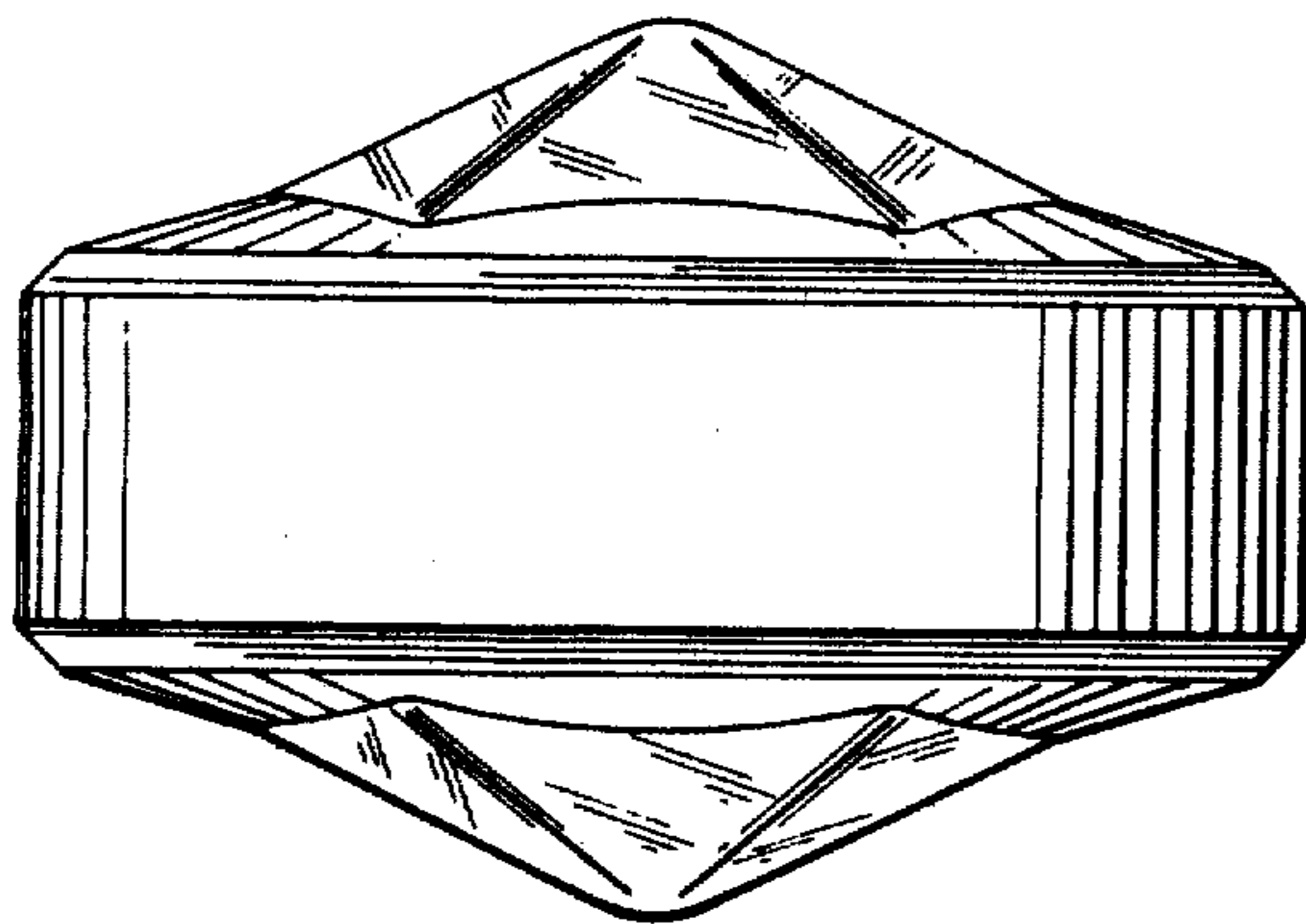


Fig. 3