

- [54] **SPRINKLER SYSTEM CONTROL HOUSING**
- [75] Inventors: **Cleve A. Graham**, Port Hueneme;
Craig R. Tisserat, Alta Loma; **Enric C. Mendoza**, Walnut, all of Calif.
- [73] Assignee: **Cleamar Manufacturing Corp.**, Azusa, Calif.
- [**] Term: **14 Years**
- [21] Appl. No.: **212,404**
- [22] Filed: **Dec. 3, 1980**
- [51] Int. Cl. **D23-01**
- [52] U.S. Cl. **D23/38; D13/35; D13/40**
- [58] Field of Search **D23/37-39; D13/13, 34, 35, 404, 41; 239/69, 70; 137/624.2**

3,735,779	5/1973	Hunter	239/70 X
3,865,138	2/1975	Jones	239/70 X
3,921,667	11/1975	Corliss et al.	239/70 X
4,023,585	5/1977	Van den Burg	239/70 X
4,108,419	8/1978	Sturman et al.	239/69 X

Primary Examiner—James R. Largen
Attorney, Agent, or Firm—Fulwider, Patton, Rieber, Lee & Ultecht

[57] **CLAIM**

The ornamental design for a sprinkler system control housing, substantially as shown and described.

DESCRIPTION

FIG. 1 is a perspective view taken from the top, front and right side of a sprinkler system control housing showing our new design;
FIG. 2 is a left side elevational view thereof;
FIG. 3 is a rear elevational view thereof;
FIG. 4 is a bottom plan view thereof;
FIG. 5 is a perspective view taken from the top, front and right side of a modified form of the sprinkler system control housing shown in FIG. 1;
FIG. 6 is a left side elevational view of FIG. 5;
FIG. 7 is a rear elevational view of FIG. 5; and
FIG. 8 is a bottom plan view of FIG. 5.

[56] **References Cited**

U.S. PATENT DOCUMENTS

D. 193,852	10/1962	Noyes	D13/35
D. 247,717	4/1978	Sturman et al.	D23/38
D. 253,843	1/1980	Fernandez	D23/38
2,875,428	2/1959	Griswold	239/70 X
3,140,720	7/1964	Griswold	239/70 X
3,286,733	11/1966	Hunter	239/70 X




Fig. 1




Fig. 2

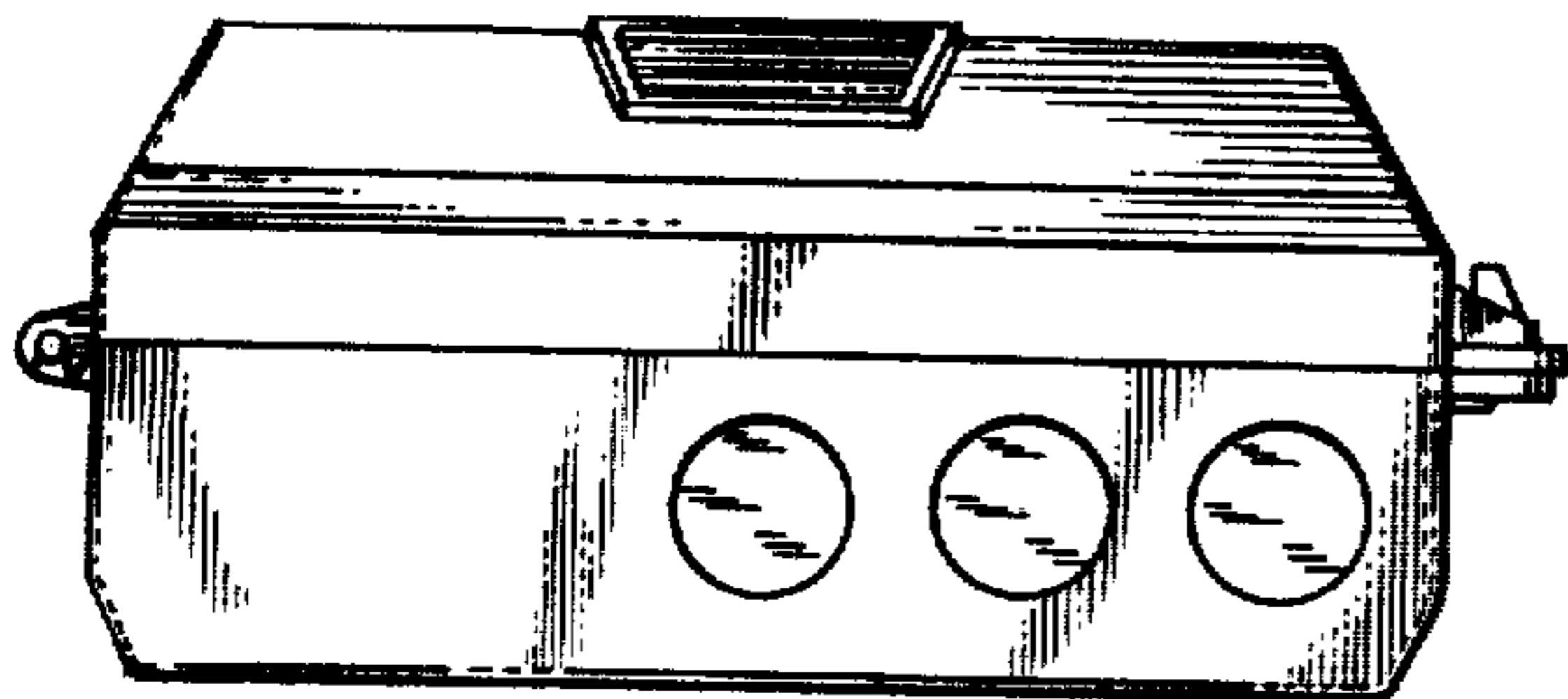
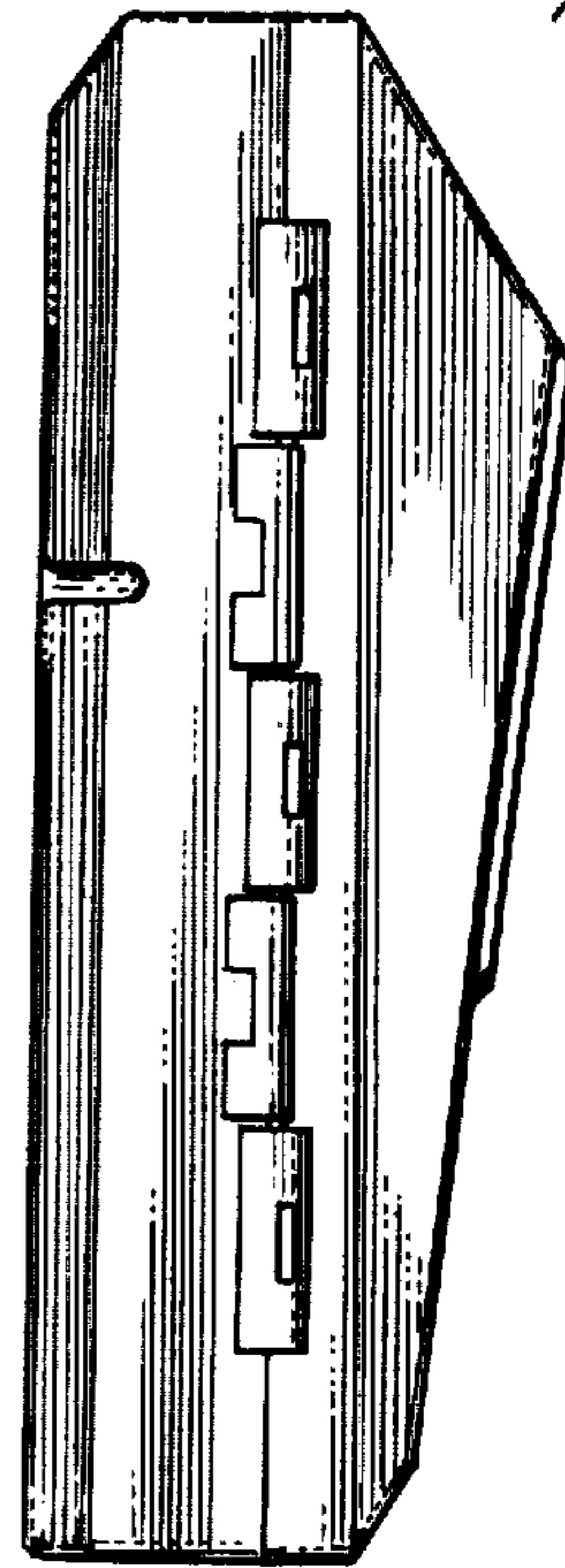
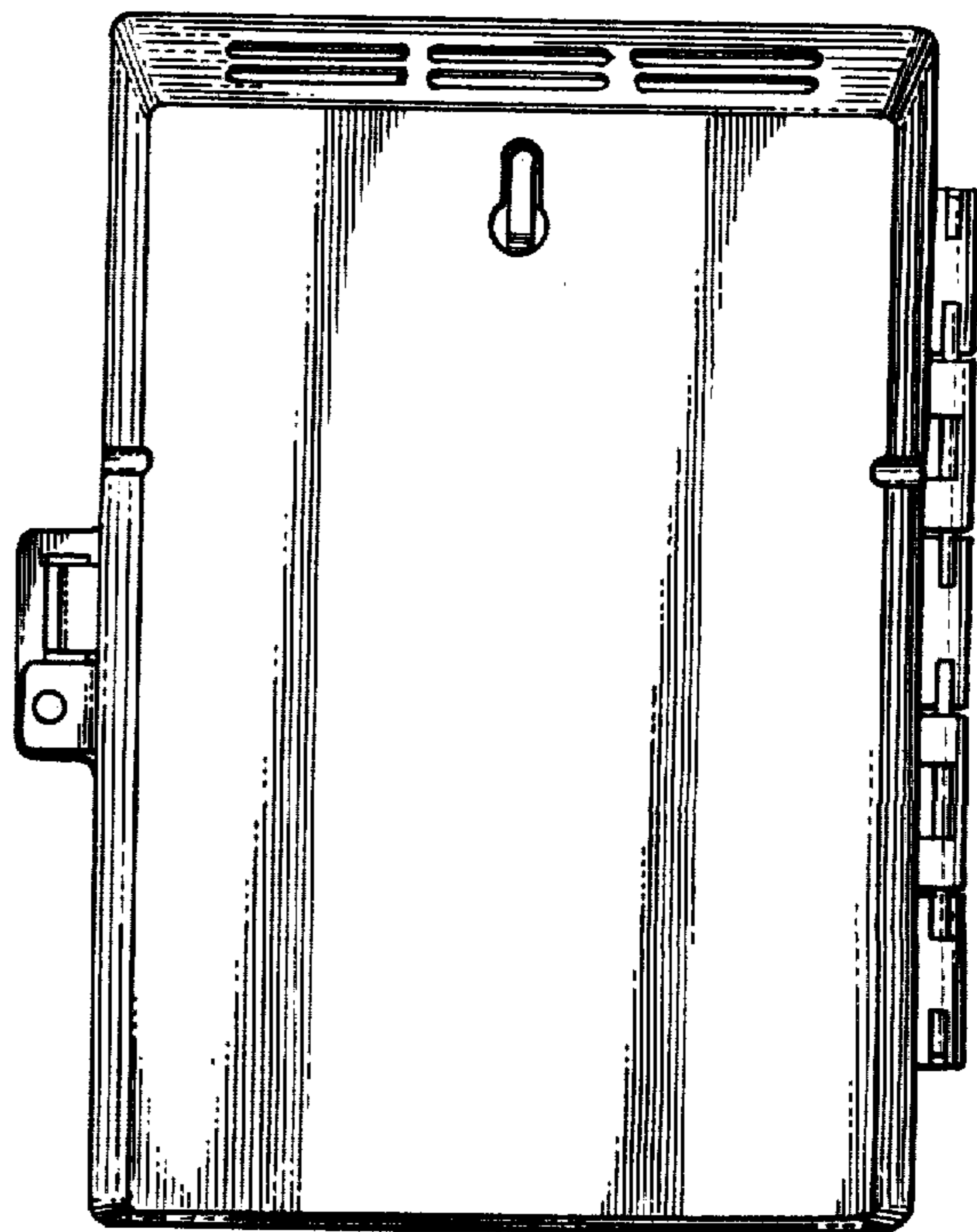


Fig. 4

Fig. 3



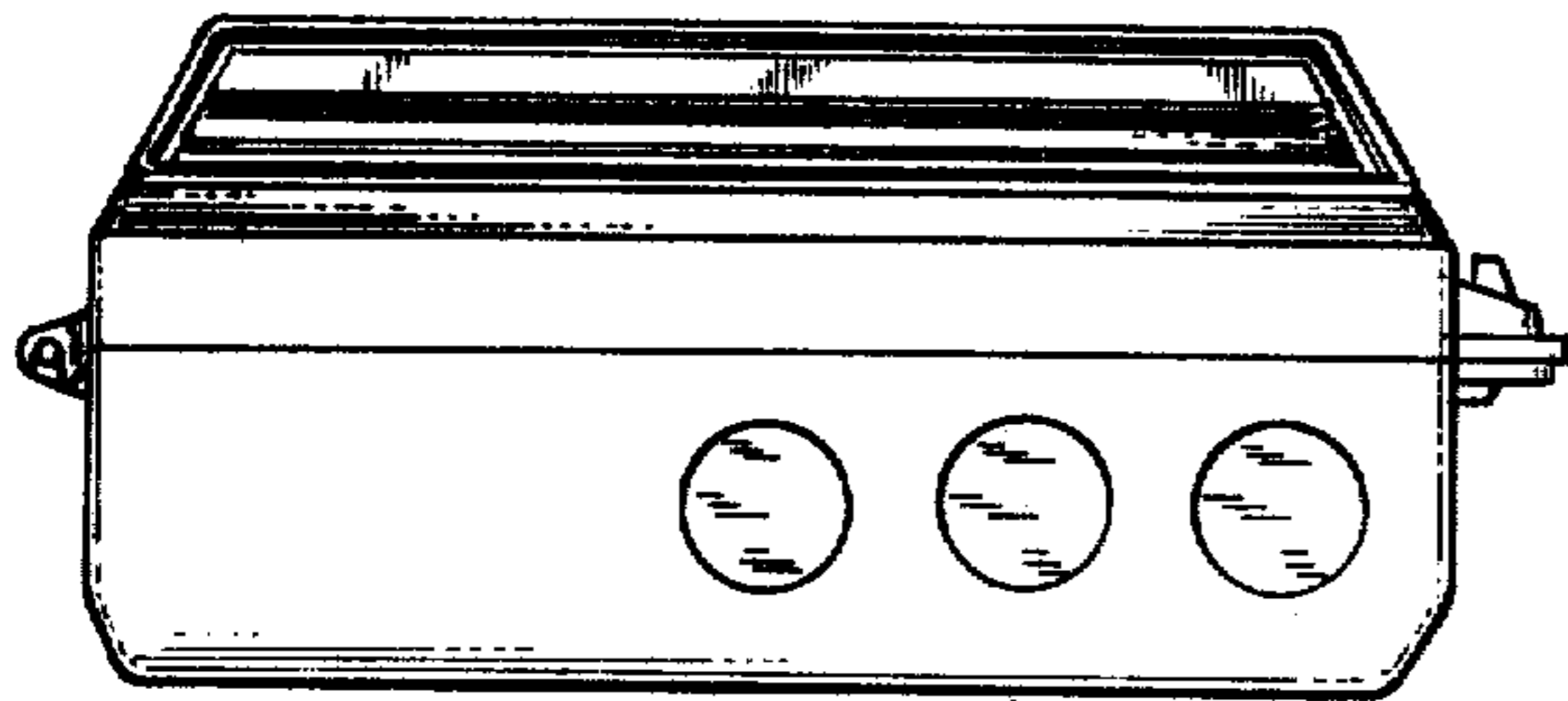
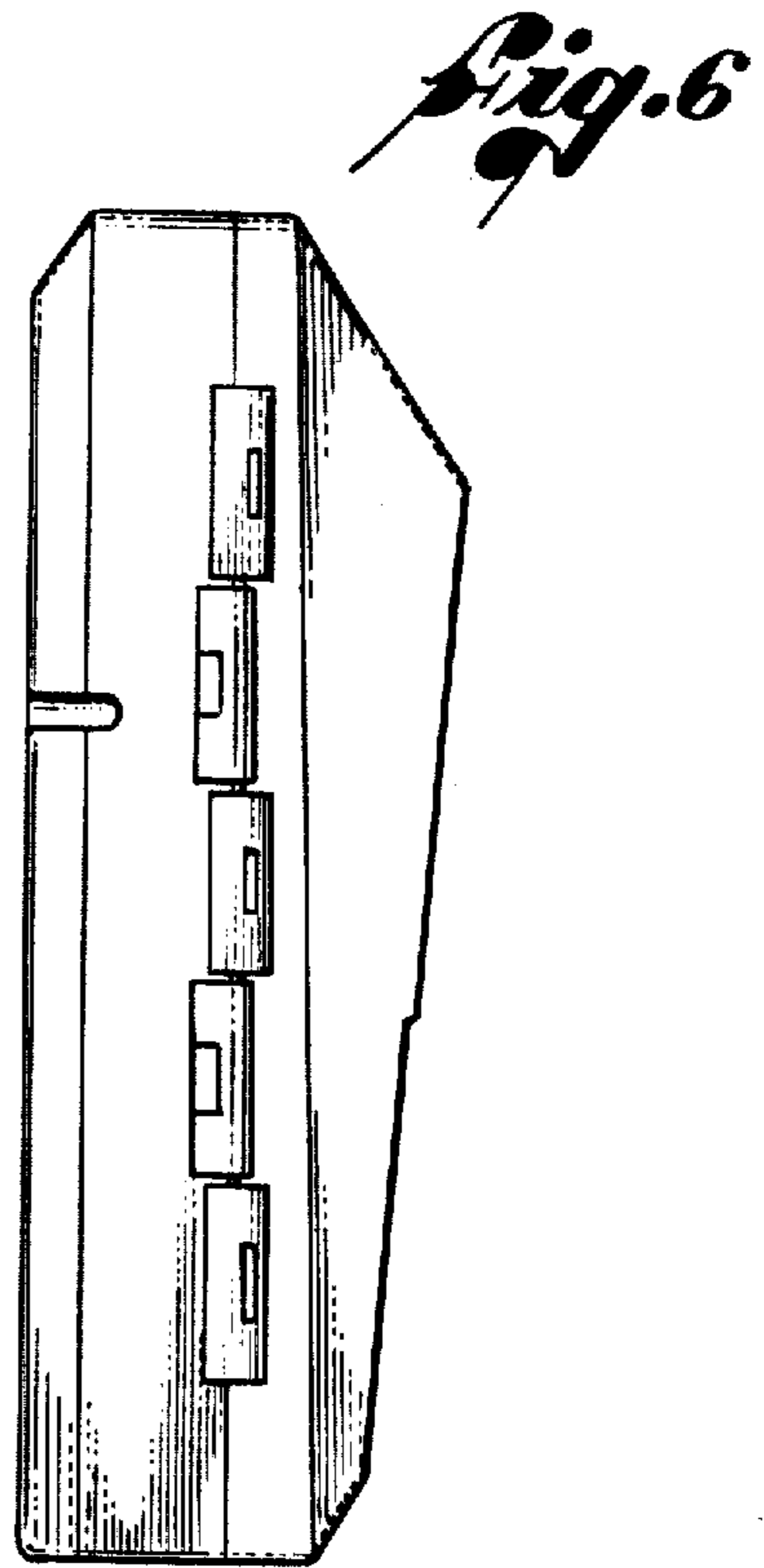



Fig. 8

