

- [54] ANIMATED FIGURE RING TOY
- [75] Inventors: Shinroku Nakao, Yokohama;
Yoshiyasu Ishii; Hiroaki Matsuda,
both of Tokyo, all of Japan
- [73] Assignee: Combi Co., Ltd., Tokyo, Japan
- [**] Term: 14 Years
- [21] Appl. No.: 291,641
- [22] Filed: Aug. 5, 1981
- [30] Foreign Application Priority Data
Feb. 17, 1981 [JP] Japan 56-6081
- [51] Int. Cl. D21-01
- [52] U.S. Cl. D21/59; D21/104;
D21/173
- [58] Field of Search D21/59, 64, 173, 109,
D21/104, 105; 46/1 R, 115

- [56] References Cited
U.S. PATENT DOCUMENTS
D. 142,322 8/1945 Judd D21/59
D. 150,441 8/1948 Passio D21/151

- D. 181,009 9/1957 Lakin D21/173
- D. 221,164 7/1971 Joslyn D21/109

OTHER PUBLICATIONS

Toys, Hobbies & Crafts, 2/80, "Stack-N-Rings", at top left corner of page.
J. C. Penney Xmas Catalog 1979, p. 406, Item "H", Clown Stacker.

Primary Examiner—Charles A. Rademaker
Attorney, Agent, or Firm—Sughrue, Mion, Zinn, Macpeak, and Seas

[57] CLAIM

The ornamental design for an animated figure ring toy, as shown and described.

DESCRIPTION

FIG. 1 is a top and front perspective view of an animated ring toy showing our new design; FIG. 2 is a right side elevational view thereof, the opposite side being a mirror image thereof; FIG. 3 is a front elevational view thereof; FIG. 4 is a rear elevational view thereof; FIG. 5 is a top plan view thereof; and FIG. 6 is a bottom plan view thereof.




Fig. 1




Fig. 2

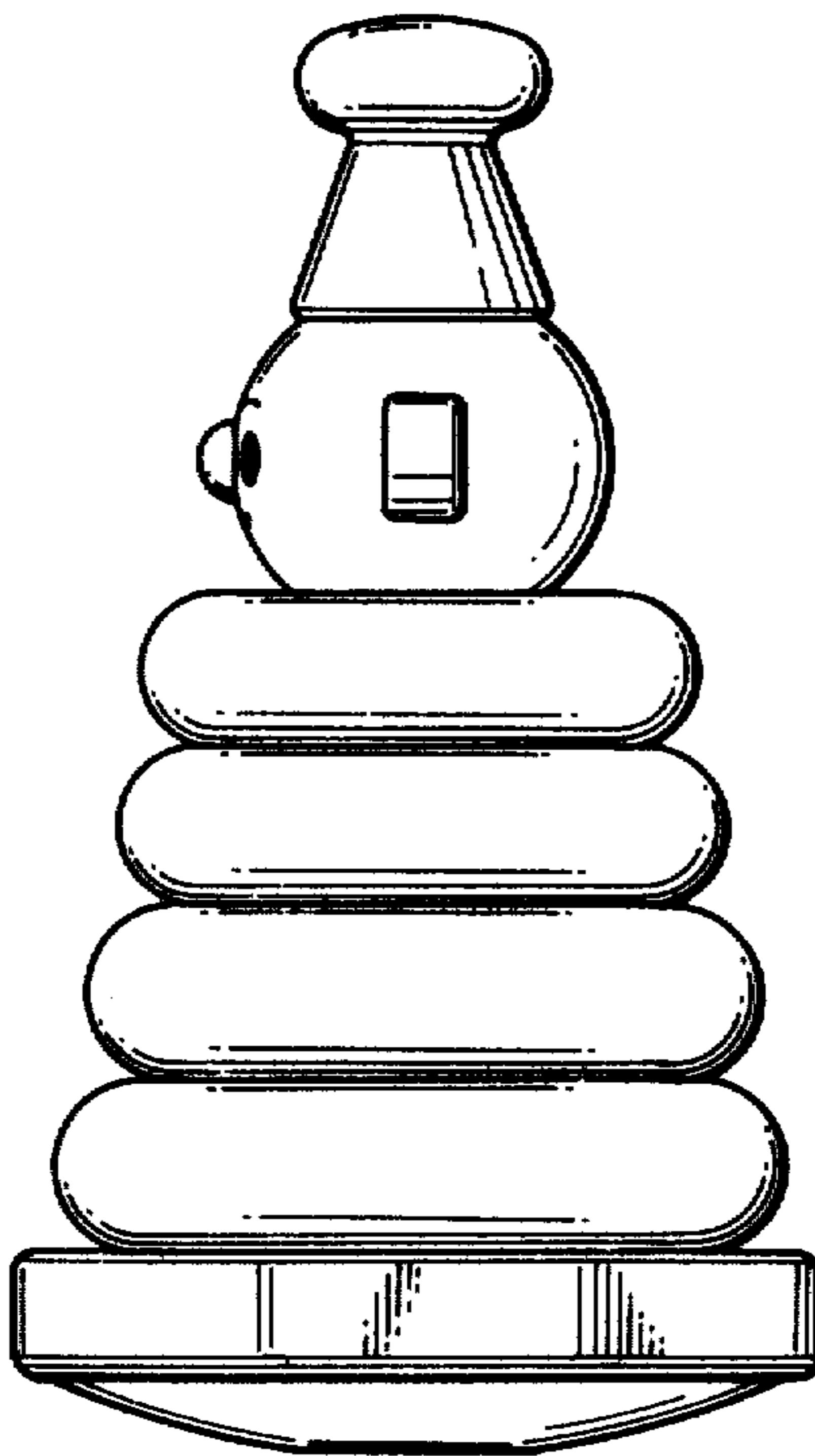


Fig. 3




Fig. 4




Fig. 5

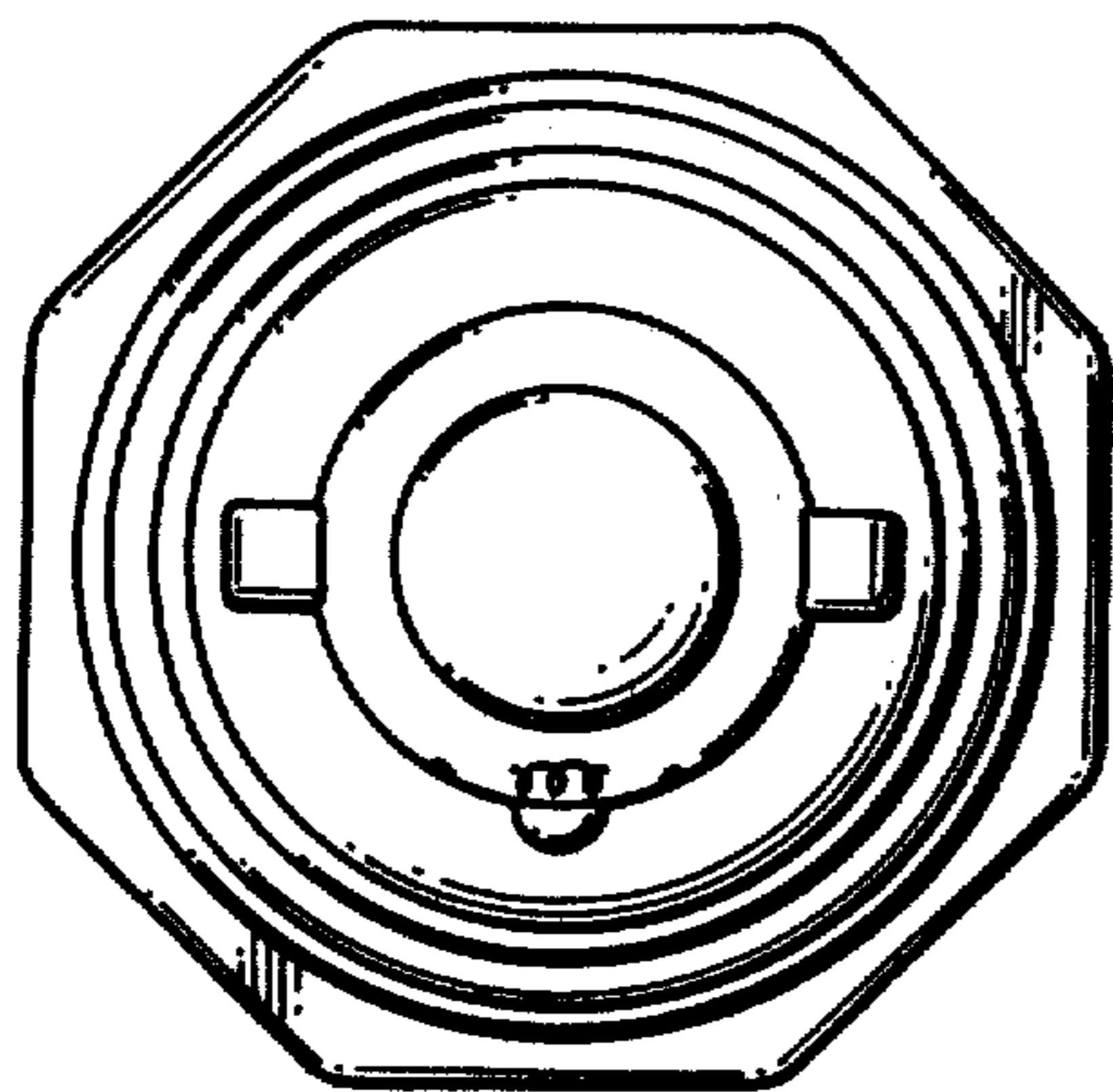


Fig. 6

