

[54] **WRITING INSTRUMENT OR SIMILAR ARTICLE**

D. 258,911 4/1981 Sandel D19/36
D. 260,531 9/1981 Beffa D19/57

[76] Inventor: **Richard Luntz**, P.O. Box 24234,
Lyndhurst, Ohio 44924

[**] Term: **14 Years**

[21] Appl. No.: **274,495**

[22] Filed: **Jun. 17, 1981**

[51] Int. Cl. **D19-06**

[52] U.S. Cl. **D19/47; D19/42;**
D19/46; D19/56; D19/57

[58] Field of Search **D19/35, 36, 41, 51,**
D19/56, 57; D7/151, 42; 401/195, 95

[56] **References Cited**

U.S. PATENT DOCUMENTS

- D. 179,425 12/1956 Parker D19/49
- D. 233,631 11/1974 Defores D19/51
- D. 242,449 11/1976 Jahraus D19/56
- D. 256,926 9/1980 Oka D19/57

OTHER PUBLICATIONS

Park Sherman Cat., 1979-1980, p. 10, Item No. 1201.


Primary Examiner—George P. Word
Attorney, Agent, or Firm—Yount & Tarolli

[57] **CLAIM**

The ornamental design for a writing instrument or similar article, as shown and described.

DESCRIPTION

FIG. 1 is a perspective view of a writing instrument or similar article showing my new design;
FIG. 2 is a top plan view, thereof;
FIG. 3 is a bottom plan view thereof;
FIG. 4 is a front elevational view thereof;
FIG. 5 is a rear elevational view thereof;
FIG. 6 is a left side elevational view of the writing instrument or similar article, the side opposite being substantially a mirror image.



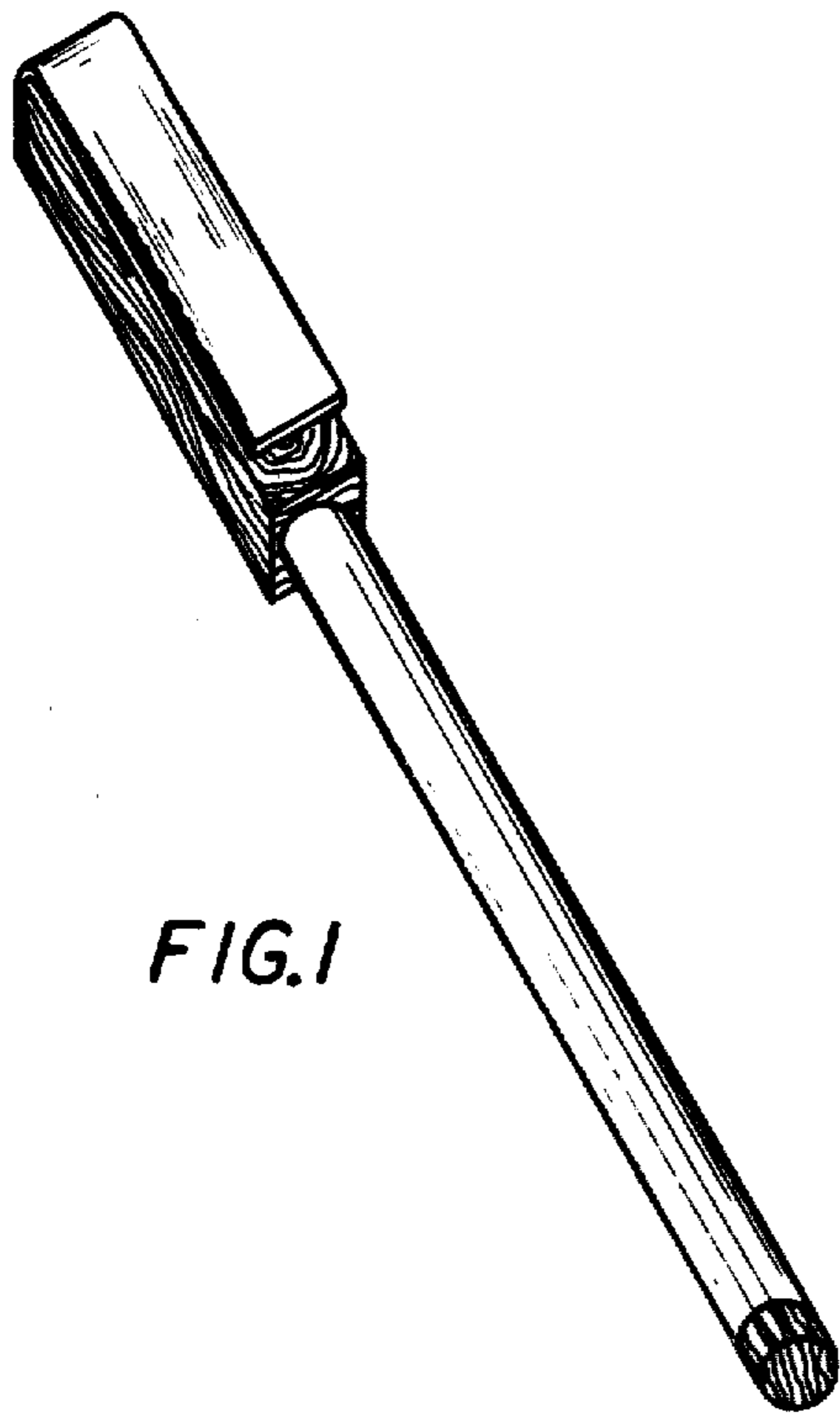


FIG. 1



FIG. 2



FIG. 3




FIG. 4



FIG. 5




FIG. 6