

[54] **END FRAME FOR A SERVOMOTOR**

[75] **Inventor:** John J. Horsting, South Bend, Ind.

[73] **Assignee:** The Bendix Corporation, Southfield, Mich.

[**] **Term:** 14 Years

[21] **Appl. No.:** 202,896

[22] **Filed:** Oct. 31, 1980

[51] **Int. Cl.** D13—01

[52] **U.S. Cl.** D13/1

[58] **Field of Search** D13/1, 2, 3; 310/88, 310/89, 91; 318/560; 91/369 A, 326; 92/48, 98 R, 99, 100

[56] **References Cited**

U.S. PATENT DOCUMENTS

- D. 173,547 11/1954 Sundberg D13/3
- D. 217,674 5/1970 Jaeschke D13/3 X
- D. 237,387 10/1975 Monroe D13/1
- 3,015,318 1/1962 Mendes 92/48
- 3,437,014 4/1969 Deibel et al. 92/100 X

Primary Examiner—Susan J. Lucas

Attorney, Agent, or Firm—Leo H. McCormick, Jr.; Ken C. Decker

[57] **CLAIM**

The ornamental design for an end frame for a servomotor, as shown.

DESCRIPTION

FIG. 1 is a front perspective view of an end frame of a servomotor showing my new design; FIG. 2 is an end elevational view thereof; and FIG. 3 is a cross-sectional view thereof taken along line 3—3 in FIG. 2.

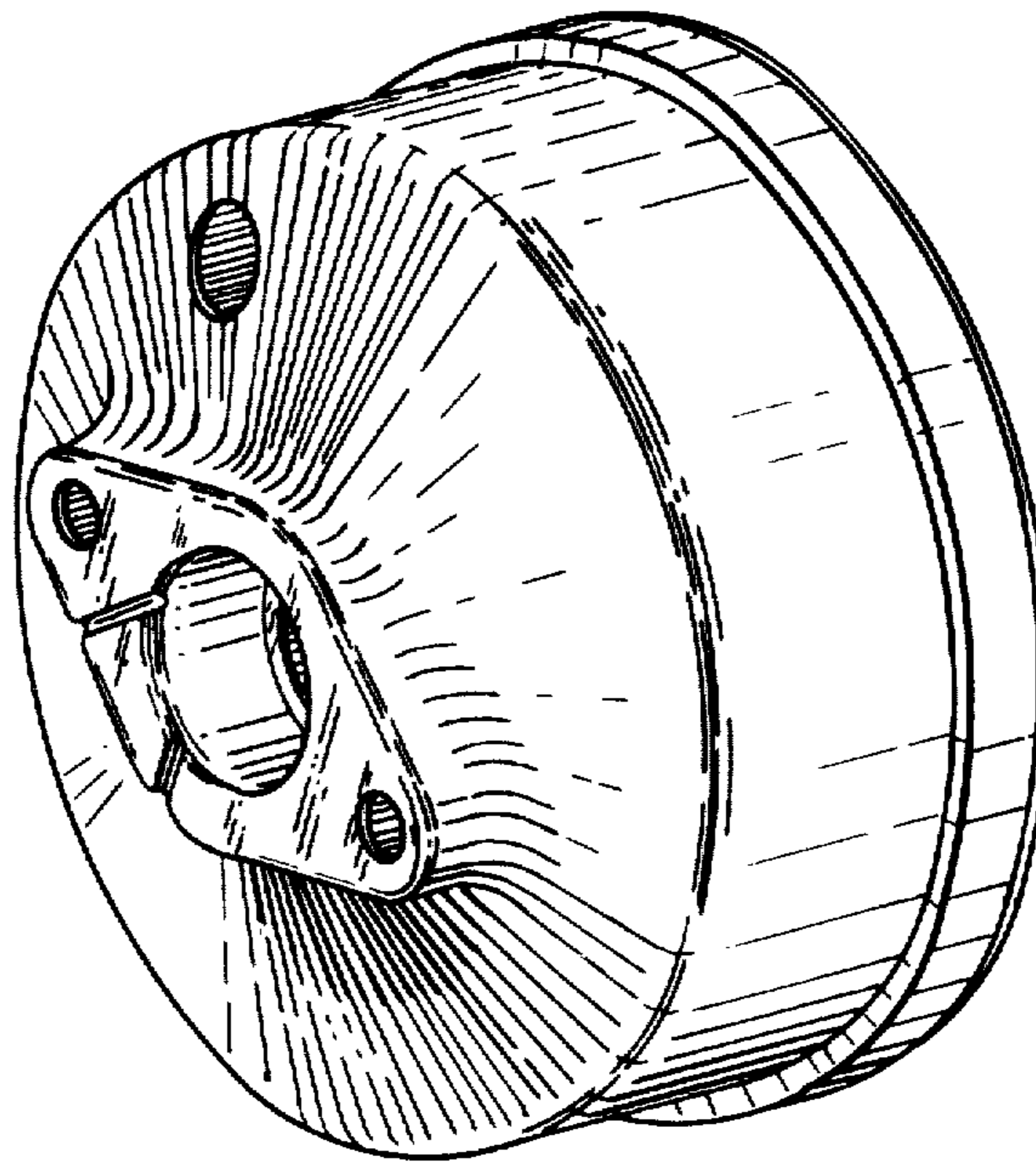


FIG. 1

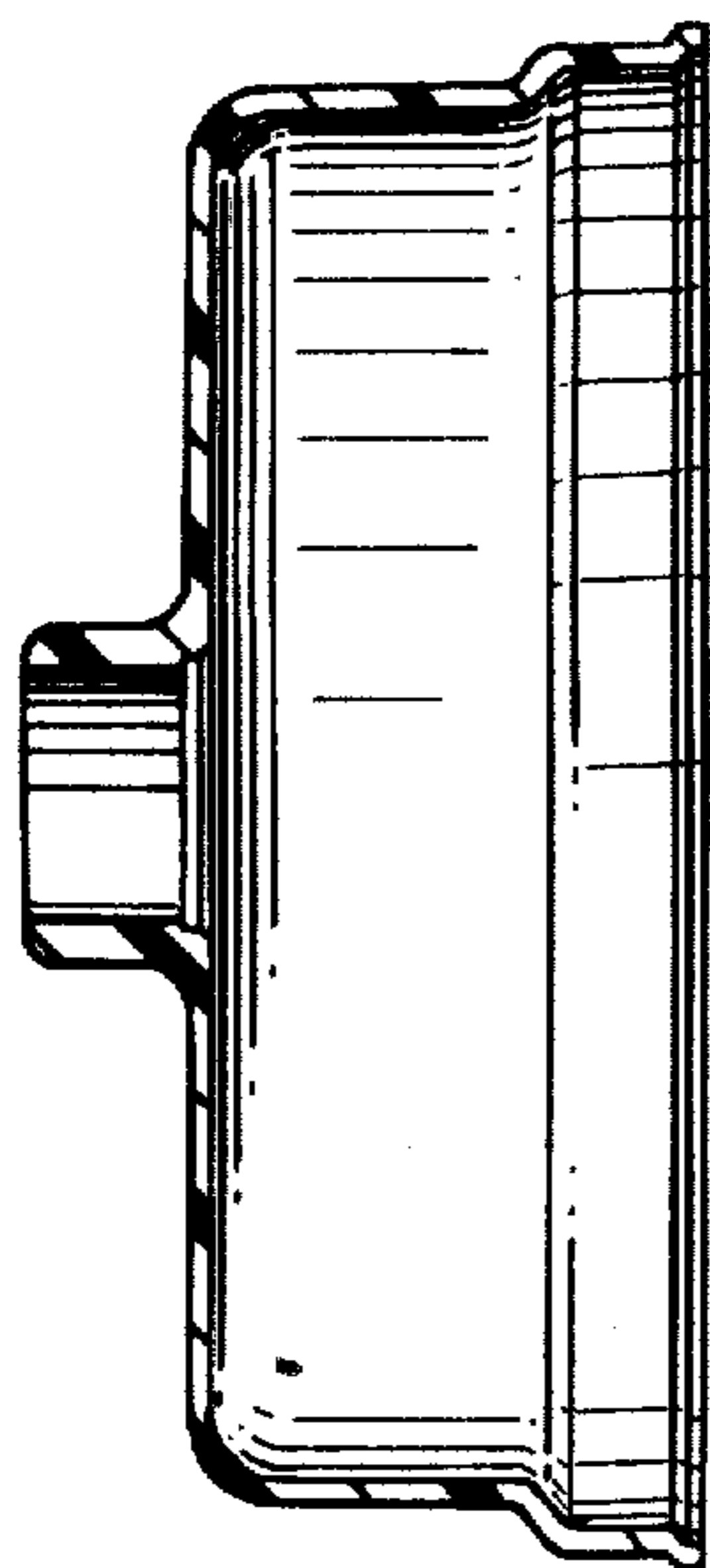
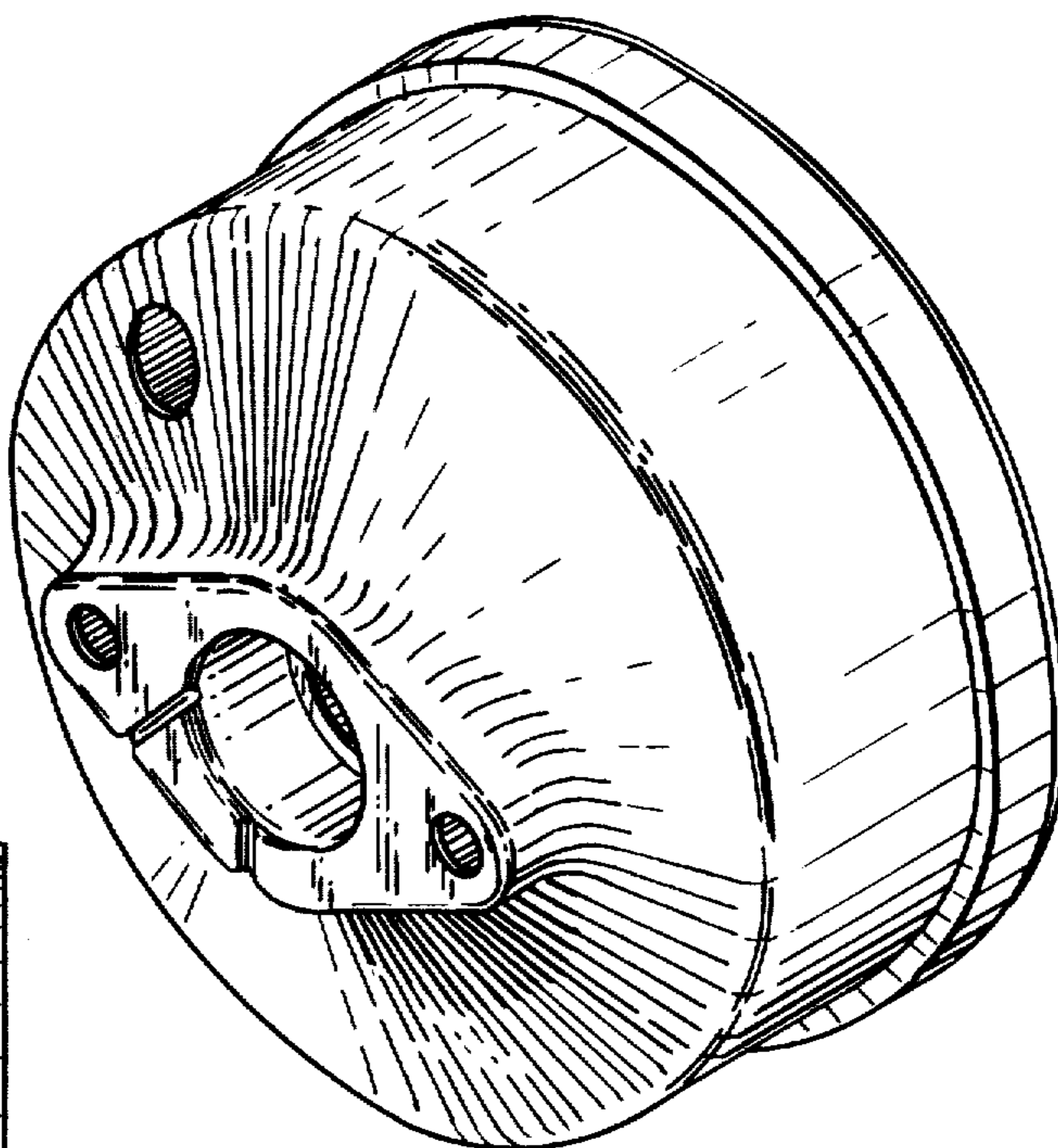


FIG. 3

FIG. 2

