

[54] CHECK VALVE

[76] Inventors: Allan H. Willinger, 351 E. 84th St., New York, N.Y. 10028; Tsuyoshi Itakura, Itakura Soki Kabushiki Kaisha, 17-20, Unoki 3-Chome, Ohta-Ku, Tokyo, Japan

[**] Term: 14 Years

[21] Appl. No.: 185,001

[22] Filed: Sep. 8, 1980

[51] Int. Cl. D23-01

[52] U.S. Cl. D23/22; D23/4; D24/53

[58] Field of Search D23/22, 19, 4; 137/846; 119/5, 3; D24/53

[56] References Cited

U.S. PATENT DOCUMENTS

D. 202,701 11/1965 Davis, Jr. D23/22 X

D. 203,323 12/1965 Scaramucci D23/22
D. 248,485 7/1978 Strauss et al. D23/4
3,303,819 2/1967 Wade 119/5
3,967,645 7/1976 Gregory 137/846
4,067,414 1/1978 Funke 137/846


Primary Examiner—Bernard Ansher
Attorney, Agent, or Firm—Goodman & Teitelbaum

[57] CLAIM

The ornamental design for a check valve, substantially as shown.

DESCRIPTION

FIG. 1 is a perspective view taken from the front and right side of a check valve, showing our new design; FIG. 2 is a top plan view thereof; FIG. 3 is a rear elevational view thereof; FIG. 4 is a left side elevational view thereof; FIG. 5 is a bottom plan view thereof; and FIG. 6 is a sectional view taken along line 6-6 of FIG. 4.



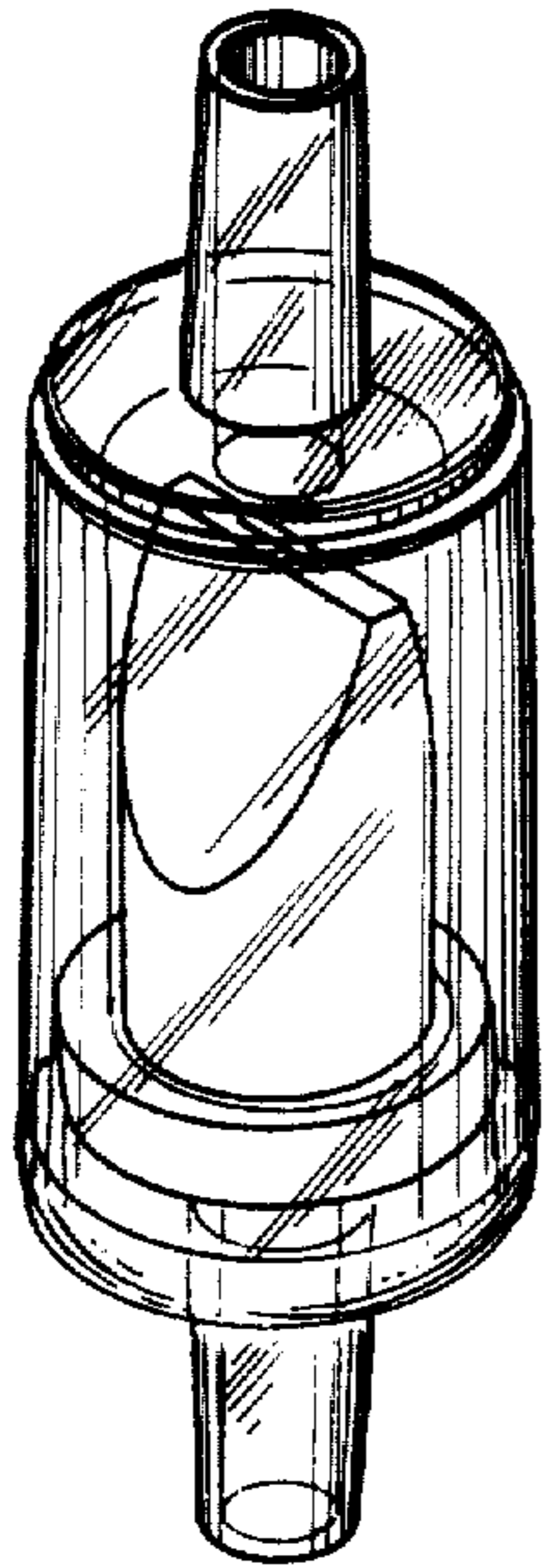


FIG. 1

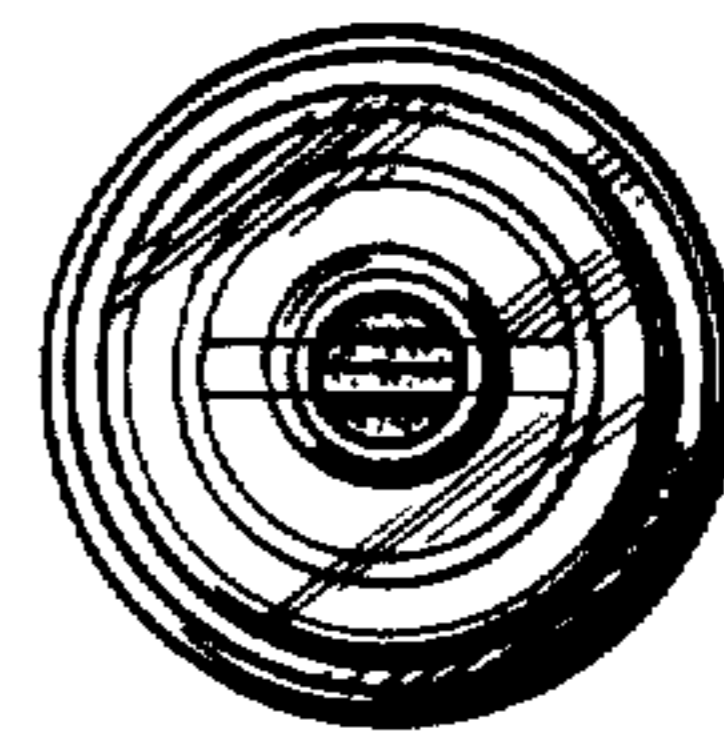


FIG. 2

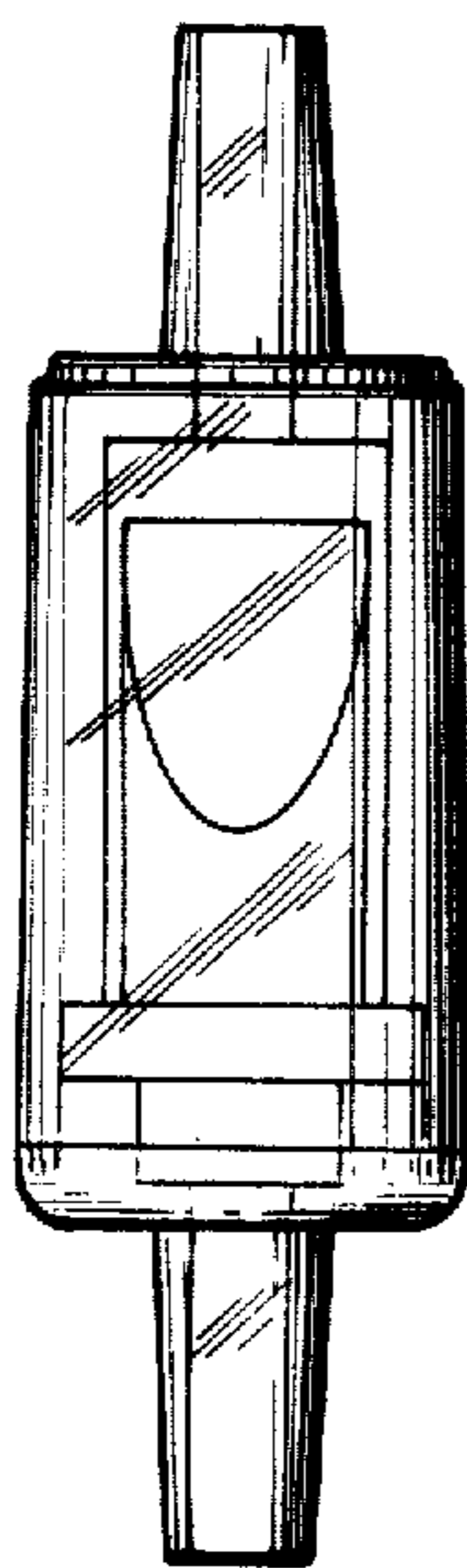


FIG. 3

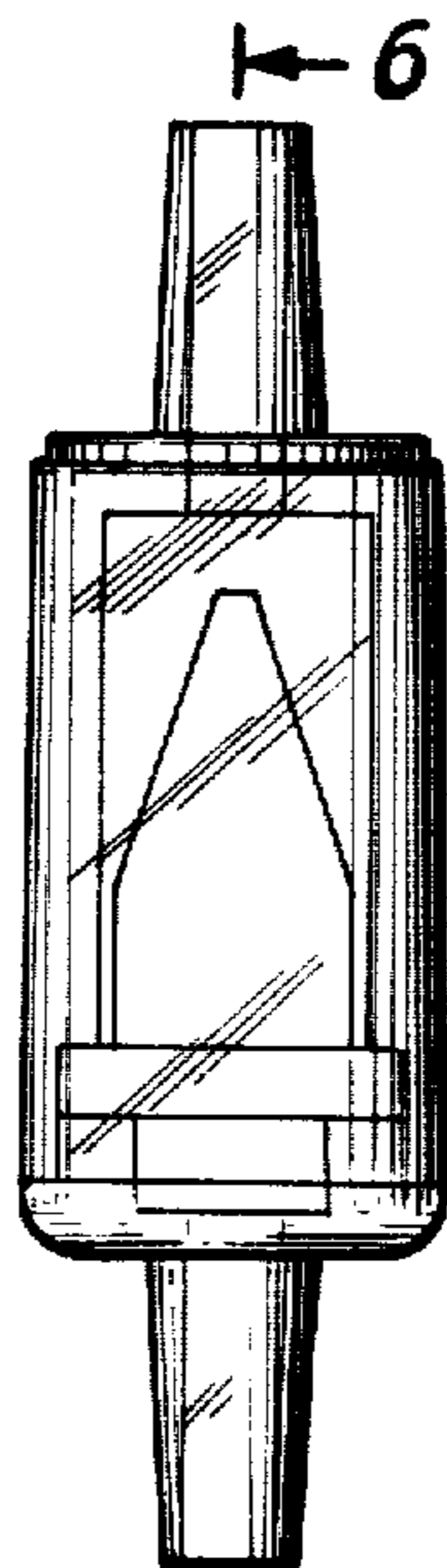


FIG. 4

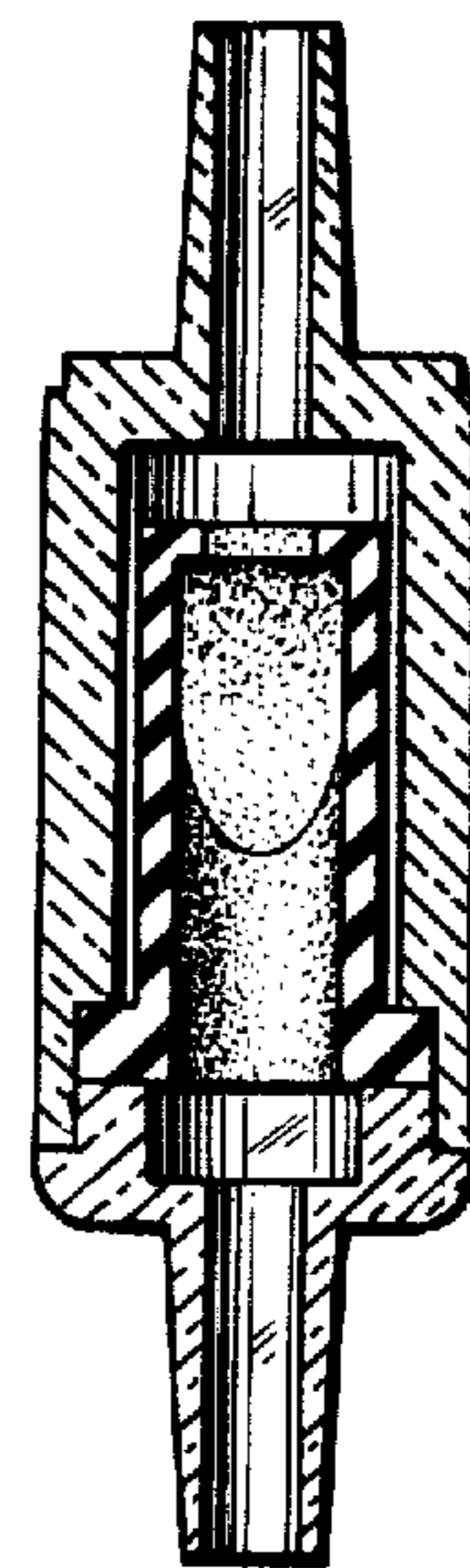


FIG. 6

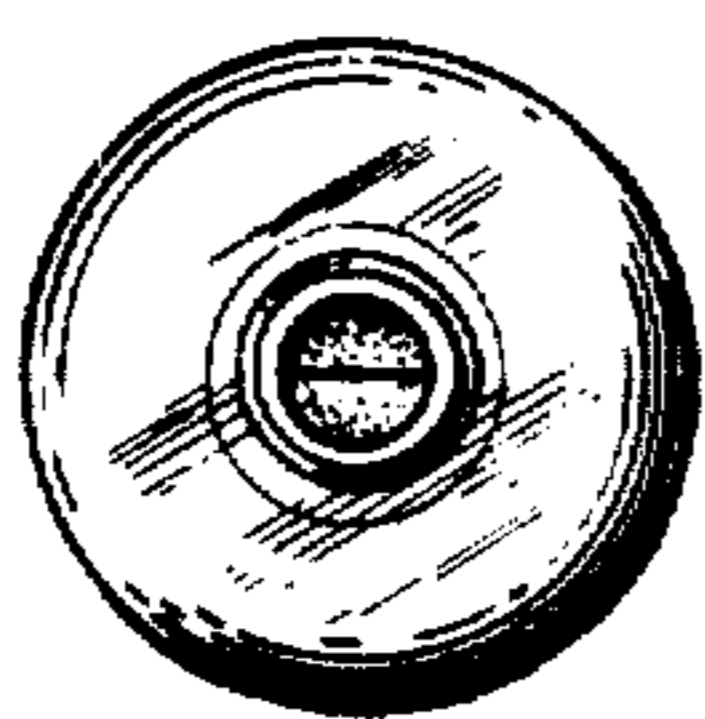


FIG. 5